

Public Goods With Punishment and Abstaining in Finite and Infinite Populations

Christoph Hauert

Program for Evolutionary Dynamics
Department of Organismic and Evolutionary Biology
and Department of Mathematics
Harvard University
Cambridge, MA, USA
& Department of Mathematics
University of British Columbia
Vancouver, British Columbia, Canada
hauert@math.ubc.ca

Arne Traulsen

Program for Evolutionary Dynamics
Department of Organismic and Evolutionary Biology
and Department of Mathematics
Harvard University
Cambridge, MA, USA
& Max-Planck-Institute for Evolutionary Biology
Plön, Germany

Hannelore De Silva née Brandt

Department of Finance
Vienna University of Economics and Business Administration
Vienna, Austria

Martin A. Nowak

Program for Evolutionary Dynamics
Department of Organismic and Evolutionary Biology
and Department of Mathematics
Harvard University
Cambridge, MA, USA

Karl Sigmund

Faculty of Mathematics
University of Vienna
Vienna, Austria
& International Institute for Applied Systems Analysis
Laxenburg, Austria

Abstract

The evolution and maintenance of cooperation in human and animal societies challenge various disciplines ranging from evolutionary biology to anthropology, social sciences, and economics. In social interactions, cooperators increase the welfare of the group at some cost to themselves whereas defectors attempt to free ride and neither provide benefits nor incur costs. The problem of cooperation becomes even more pronounced when increasing the number of interacting individuals. Punishment and voluntary participation have been identified as possible factors to support cooperation and prevent cheating. Typically, punishment behavior is unable to gain a foothold in a population, while volunteering alone can efficiently prevent deadlocks in states of mutual defection but is unable to stabilize cooperation. The combined effects of the two mechanisms have surprisingly different consequences in finite and infinite populations. Here we provide a detailed comparison of the two scenarios and demonstrate that driven by the inherent stochasticity of finite populations, the possibility to abstain from social interactions plays a pivotal role, which paves the way for the establishment of cooperation and punishment.

Keywords

cooperation, evolutionary game theory, public goods games, punishment, social dilemmas, voluntary participation

Cooperation is a recurrent theme in nature ranging from microbial colonies to human societies (Trivers 1971; Axelrod and Hamilton 1981; Colman 1995; Dugatkin 1997; Nowak 2006b). Yet, the evolution of cooperative behavior that produces benefits to others at some cost to self is far from obvious under Darwinian selection. In fact, defectors that avoid the costs and produce no benefits are better off, while cooperators are doomed and bound to disappear. In evolutionary game theory such scenarios are captured by public goods games (Hardin 1968; Kagel and Roth 1995) where cooperators invest into a common good while defectors attempt to exploit the resource without contributing to it. However, if everybody defects they forego the public good: everybody would be better off had they cooperated. This describes a classic conflict of interest between the individual and the community arising in social dilemmas (Dawes 1980; Hauert et al. 2006). The evolution and maintenance of cooperation in large groups of interacting individuals pose a challenging problem in evolutionary biology as well as in studies of human interactions (Boyd and Richerson 1988; Hauert and Schuster 1997).

It is well known that cooperation in public good situations requires positive or negative incentives discriminatingly directed at individual players (Olson 1965). In particular, so-called punishment directed by some of the players against cheaters in their group has proved to stabilize cooperation (Yamagishi 1986; Fehr and Fischbacher 2004). Such retaliatory peer-punishment can be viewed as a form of (direct or indirect) reciprocation. Clearly, defectors cannot invade a population of punishers (Boyd and Richerson 1992; Sigmund et al. 2001; Boyd et al. 2003). But how can punishers establish themselves in a population of defectors? The emergence of punishing behavior is viewed as a challenging problem. Interestingly, it can be resolved if participation in the public goods interaction is optional rather than compulsory.

Voluntary participation means the game is extended from cooperators and defectors to include a third strategic type, the loners (Hauert et al. 2002b). Participating in public enterprises bears considerable risks because whether and how many participants turn out to be defectors is not known in advance. Loners are risk averse individuals that refuse to participate and, instead, rely on fixed autarkic resources. Recently, the combination of costly punishment and volunteering has led to some controversial results in infinite populations (Fowler 2005; Brandt et al. 2006) but the issue has largely been resolved for the dynamics in finite populations and has revealed new insights relevant for real populations (Boyd and Mathew 2007; Hauert et al. 2007). Here we provide a detailed analysis and comparison of the two different approaches.

Model and Methods

In order to model punishing and abstaining in public goods games we follow Fowler (2005) and Brandt et al. (2006) and consider the dynamics of four strategic types: the cooperators x , the defectors y , the loners z , and the punishers w . In infinite populations (see section “The Replicator Equation”), x, y, z, w refer to the fraction of the population adopting the respective strategy ($x + y + z + w = 1$), whereas in finite populations (see section “The Moran Process”) of size M the capital letters X, Y, Z, W refer to the number of individuals adopting the respective strategy ($X + Y + Z + W = M$). A group of N individuals is randomly sampled from the population: cooperators, defectors, and punishers participate in the public goods interaction, whereas the loners rely on a small but fixed payoff σ . Loners are not secluded but, for example, collect mushrooms instead of joining a hunting party. Cooperators and punishers invest a fixed amount c into the common good. The total investments into the common pool are then multiplied by a factor r and equally divided among all participants, irrespective of their contributions but excluding the loners. Thus, the common resource yields a net benefit of $B_S = rc(n_x + n_w)/S$ to defectors as well as $B_S - c$ to cooperators and punishers, where n_i indicates the number of participants of type i in the sample and $S = n_x + n_y + n_w \leq N$ denotes the effective number of participants, which varies based on the number of loners in the sample. If $S = 1$, the sole participant is forced to act as a loner and receives σ . Furthermore, punishers impose a fine β onto defectors at a cost γ with $\beta > \gamma$ and, in addition, they also may punish cooperators because of their negligence and failure to punish defectors (if there were any) but the fines and costs of punishment are reduced to $\alpha\beta$ and $\alpha\gamma$ with $0 \leq \alpha \leq 1$. In this context, cooperators are often termed second-order free riders because they avoid the costs of punishment. The loners’ payoff is assumed to satisfy $(r - 1)c > \sigma > 0$ such that loners are better off than groups of defectors (which score zero) but worse off than groups of contributors (mixtures of cooperators and punishers) obtaining $(r - 1)c$.

The Replicator Equation

The evolutionary process in infinite populations is traditionally studied using replicator dynamics (Taylor and Jonker 1978; Hofbauer and Sigmund 1998; Nowak and Sigmund 2004). The state of the population is determined by the frequencies of the different types with $x + y + z + w = 1$, which confines the state space to the simplex S_4 . Individuals interact in groups of size N that are randomly formed according to multinomial sampling. Under replicator dynamics, every strategy that performs better than the population on average increases in abundance: $\dot{x} = x(P_x - \bar{P})$ etc., where P_i denotes the average

payoff of strategy i and $\bar{P} = xP_x + yP_y + zP_z + wP_w$ represents the average population payoff.

According to Brandt et al. (2006), which follows the approach used in Hauert et al. (2002a), the average payoffs for each strategy are given by

$$P_x = z^{N-1}\sigma + B - F(z)c - w(N-1)G(y)\alpha\beta \quad (1a)$$

$$P_y = z^{N-1}\sigma + B - w(N-1)\beta \quad (1b)$$

$$P_z = \sigma \quad (1c)$$

$$P_w = \underbrace{z^{N-1}\sigma}_{\text{loner payoff}} + \underbrace{B - F(z)c}_{\text{public goods interaction}} - \underbrace{y(N-1)\gamma - x(N-1)G(y)\alpha\gamma}_{\text{punishment}} \quad (1d)$$

with

$$B = rc \frac{x+w}{1-z} \left(1 - \frac{1-z^N}{N(1-z)} \right)$$

$$F(z) = 1 + z^{N-1}(r-1) - \frac{r}{N} \frac{1-z^N}{1-z}$$

$$G(y) = 1 - (1-y)^{N-2}.$$

Here B denotes the average benefit returned by the public good, $F(z)$ indicates the effective costs of contributing to the public good, and $G(y)$ specifies the probability that the failure of cooperators to punish defectors is recognized by punishers. This occurs whenever a group consists of at least one cooperator, one defector, and one punisher. Note that $F(z)$ depends on the abundance of loners because they determine the number of participants in the public goods interaction and thus the effective group size S . The resulting effective costs of cooperation are given by $(1-r/S)c$ because the fraction r/S of the investment is returned to the investor. Thus, if loners abound the typical group size is small and cooperation becomes dominant whenever $r > S$, i.e., if cooperative investments have a positive net return (Hauert et al. 2002a, 2006). However, if $S = 1$, which happens with probability z^{N-1} , no interaction partners are found and the single participant gets the loner's payoff σ . We assume that $r < N$ such that defection is the dominant solution in the absence of loners and punishers.

The dynamics of this system is bi-stable and the evolutionary outcome depends on the initial configuration of the population: either punishers disappear, which gives rise to endless oscillations of cooperators, defectors, and loners (Hauert et al. 2002b), or a neutral mixture of cooperators and punishers establishes. In addition, the dynamics is structurally unstable, and hence cannot be relied upon to yield robust predictions. Thus, the analysis of the replicator dynamics is insufficient to draw final conclusions about the relative merits of volunteering and punishment. For a full analysis, we refer to Brandt et al. (2006) and use this scenario as a reference point for the following discussion of the dynamics in finite populations.

The Moran Process

In finite populations, the Moran process (Moran 1962) captures the evolutionary dynamics in three elementary steps: birth, death, and replacement. An individual is randomly selected for reproduction with a probability proportional to its payoff or fitness and produces a clonal offspring. Then, a randomly chosen individual (independent of fitness) is eliminated and replaced by the offspring. Thus, individuals with a higher fitness have better chances to reproduce but they can still be eliminated due to random drift. The overall population size is kept constant. On the basis of this process, the fixation probability of a single mutant in a homogeneous resident population, i.e., the probability that eventually the entire population adopts the mutant strategy, can be determined. Traditionally, the Moran process was considered for constant fitness values assigned to residents and mutants. Only recently this approach was extended to include frequency-dependent fitness (Nowak et al. 2004; Nowak 2006a). In this framework, the fitness of an individual consists of two components $1 - s + sP$: a static baseline fitness, which is normalized to one, and a dynamic component P , which depends on interactions with other members of the population. The selection strength s determines the relative contribution of the frequency-dependent component to the overall fitness, i.e., s measures the importance of the game for overall success.

In the present context, the Moran process can be equivalently interpreted as an imitation process where a randomly selected individual adopts the strategy of a random member of the population, which is chosen with a probability proportional to its fitness. In this case mutations do not refer to genetic changes but rather to random experimenting with different behavioral patterns.

Previous studies (Nowak et al. 2004; Taylor et al. 2004; Imhof et al. 2005; Traulsen et al. 2005) considered pairwise interactions among two or three strategic types. In the present case, new challenges arise because of the arbitrary interaction group size N : when sampling the interaction group, drawing one member affects the probabilities to select each strategic type in subsequent draws of the remaining members. In a population of size $M = X + Y + Z + W$ where X, Y, Z , and W refer to the number of cooperators, defectors, loners, and punishers, respectively, the group formation process is given by a multivariate hypergeometric distribution such that the probability to interact in a group of n_x cooperators, n_y defectors, n_z loners, and n_w punishers with $n_x + n_y + n_z + n_w = N$ ($n_x + n_y + n_w = S$) becomes

$$H(X, n_x, Y, n_y, Z, n_z, W, n_w) = \frac{\binom{x}{n_x} \binom{y}{n_y} \binom{z}{n_z} \binom{w}{n_w}}{\binom{M}{N}}. \quad (2)$$

Using equation (2), the average effective interaction group size S and its composition can be derived to obtain the following average payoffs in finite populations:

$$P_X = \frac{\binom{Z}{N-1}}{\binom{M-1}{N-1}} \sigma + B - F(Z)c - \frac{W}{M-1}(N-1)G(Y)\alpha\beta \quad (3a)$$

$$P_Y = \frac{\binom{Z}{N-1}}{\binom{M-1}{N-1}} \sigma + B - \frac{W}{M-1}(N-1)\beta \quad (3b)$$

$$P_Z = \sigma \quad (3c)$$

$$P_W = \underbrace{\frac{\binom{Z}{N-1}}{\binom{M-1}{N-1}} \sigma}_{\text{loner payoff}} + \underbrace{B - F(Z)c}_{\text{public goods interaction}} - \underbrace{\frac{Y}{M-1}(N-1)\gamma - \frac{X}{M-1}(N-1)G(Y)\alpha\gamma}_{\text{punishment}} \quad (3d)$$

with

$$B = rc \frac{X+W}{M-Z-1} \left(1 - \frac{1}{N(M-Z)} \right) \times \left(M - (Z-N+1) \frac{\binom{Z}{N-1}}{\binom{M-1}{N-1}} \right)$$

$$F(Z) = 1 - \frac{r}{N} \frac{M-N}{M-Z-1} + \frac{\binom{Z}{N-1}}{\binom{M-1}{N-1}}$$

$$\times \left(\frac{r}{N} \frac{Z+1}{M-Z-1} + r \frac{M-Z-2}{M-Z-1} - 1 \right)$$

$$G(Y) = 1 - \frac{M-1}{M-Y-1} \frac{\binom{M-Y-1}{N-1}}{\binom{M-1}{N-1}}.$$

In analogy to equation (1), B denotes the average return from the public good to defectors and $F(Z)$ indicates the payoff difference between contributors (cooperators and punishers) and defectors before punishment. As before, $G(Y)$ is the probability that the second-order free riders (cooperators) are found out and punished for their negligence. If $S = 1$, which happens with probability $\binom{Z}{N-1}/\binom{M-1}{N-1}$, the single participant gets the loner payoff σ . In the limit $M \rightarrow \infty$, equation (3) recovers equation (1) when converting strategy numbers into fractions using $X \rightarrow xM$ etc.

In order to study finite populations analytically, we consider the limit of rare mutations, $\mu \ll 1/M^2$ (Imhof et al. 2005; Fudenberg et al. 2006). In this limit, the population generally consists of a single type (in each generation μM mutants are produced and, typically, it takes less than M generations for a successful mutant to reach fixation). Occasionally, a mutant appears and either disappears again or takes over the entire population before the next mutant appears. This restricts the evolutionary process to the edges of the simplex S_4 where at

most two strategic types are present at any one point in time. For this setting we derive the probabilities to find the system in either one of the four homogeneous states with all cooperators, defectors, loners, or punishers. This determines the relative time the system spends in each of the four corners of S_4 .

Dynamics Along Edges

In order to analyze the dynamics along the edges of S_4 , using equation (2) or equation (3) yields the payoffs in a population that consists of only two strategic types. For example, if the population consists of X cooperators and $Y = M - X$ defectors, then the average payoffs to cooperators P_{XY} and defectors P_{YX} are given by

$$P_{XY} = \sum_{k=0}^{N-1} H(X-1, k, M-X, N-1-k, 0, 0, 0, 0) \times \left(\frac{k+1}{N} r - 1 \right) c$$

$$= \frac{rc}{N} \left(1 + \frac{X-1}{M-1} (N-1) \right) - c$$

$$P_{YX} = \sum_{k=0}^{N-1} H(X, k, M-1-X, N-1-k, 0, 0, 0, 0) \times \left(\frac{k}{N} rc \right)$$

$$= \frac{rc}{N} \frac{X}{M-1} (N-1).$$

Note that for the calculation of the payoff to cooperators, there are only $X-1$ cooperators left in the reservoir when sampling its $N-1$ coplayers and the reservoir size is $M-1$. Similarly, the payoffs P_{ij} of strategic type i competing against type j can be derived for all other possible pairings:

$$P_{XW} = P_{WX} = (r-1)c$$

$$P_{ZX} = P_{ZY} = P_{ZW} = \sigma$$

$$P_{XZ} = P_{WZ} = (r-1)c - \frac{\binom{Z}{N-1}}{\binom{M-1}{N-1}} ((r-1)c - \sigma)$$

$$P_{YZ} = \frac{\binom{Z}{N-1}}{\binom{M-1}{N-1}} \sigma$$

$$P_{YW} = \frac{W}{M-1} (N-1) \left(\frac{rc}{N} - \beta \right)$$

$$P_{WY} = \frac{rc}{N} \left(1 + \frac{W-1}{M-1} (N-1) \right) - c - \frac{M-W}{M-1} (N-1)\gamma.$$

The above payoffs together with the selection strength s determine the transition probability that the number of individuals m_i of type i increases by one, T_{ij}^+ , or decreases by one, T_{ij}^- (and the corresponding change in the count $m_j = M - m_i$ of type j individuals):

$$T_{ij}^+ = \frac{m_i(1-s+sP_{ij})}{M(1-s)+s(m_iP_{ij}+(M-m_i)P_{ji})} \frac{M-m_i}{M} \quad (4a)$$

$$T_{ij}^- = \frac{(M-m_i)(1-s+sP_{ji})}{M(1-s)+s(m_iP_{ij}+(M-m_i)P_{ji})} \frac{m_i}{M}. \quad (4b)$$

Note that this requires that the overall fitness of all types is always positive ($1-s+sP_{ij} \geq 0$), which can be ensured by adding a suitable constant to all payoff values or by putting an upper limit on the selection strength s . The maximal selection strength is given by $s_{\max} = 1/(1 - \min P_{ij})$ for all strategic types i, j under consideration.

The transition probabilities T_{ij}^+ and T_{ij}^- define a master equation which describes the time evolution of the state of the system. From the master equation, the fixation probability ρ_{ij} of a single mutant strategy of type i in a resident population of type j can be derived (Karlin and Taylor 1975; Nowak et al. 2004):

$$\begin{aligned} \rho_{ij} &= \frac{1}{1 + \sum_{k=1}^{M-1} \prod_{m_i=1}^k \frac{T_{ij}^-}{T_{ij}^+}} \\ &= \frac{1}{1 + \sum_{k=1}^{M-1} \prod_{m_i=1}^k \frac{1-s+sP_{ji}}{1-s+sP_{ij}}}. \end{aligned} \quad (5)$$

Finally, the fixation probabilities ρ_{ij} define the transition probabilities of a Markov process between the four different homogeneous states of the population. The transition matrix \mathbf{A} is given by

$$\mathbf{A} = \begin{pmatrix} 1 - \rho_{yx} - \rho_{zx} - \rho_{wx} & \rho_{xy} & \rho_{xz} & \rho_{xw} \\ \rho_{yx} & 1 - \rho_{xy} - \rho_{zy} - \rho_{wy} & \rho_{yz} & \rho_{yw} \\ \rho_{zx} & \rho_{zy} & 1 - \rho_{xz} - \rho_{yz} - \rho_{wz} & \rho_{zw} \\ \rho_{wx} & \rho_{wy} & \rho_{wz} & 1 - \rho_{xw} - \rho_{yw} - \rho_{zw} \end{pmatrix}. \quad (6)$$

The stationary distribution is given by the normalized right eigenvector of \mathbf{A} to the largest eigenvalue (which is one because \mathbf{A}^T is a stochastic matrix). This returns the probability to find the system in one of the four homogeneous states and concludes the analysis of the dynamics along the edges of S_4 .

Results

The analysis of the dynamics is restricted to the limiting cases of infinite populations ($M \rightarrow \infty$) or rare mutations ($\mu \rightarrow 0$)

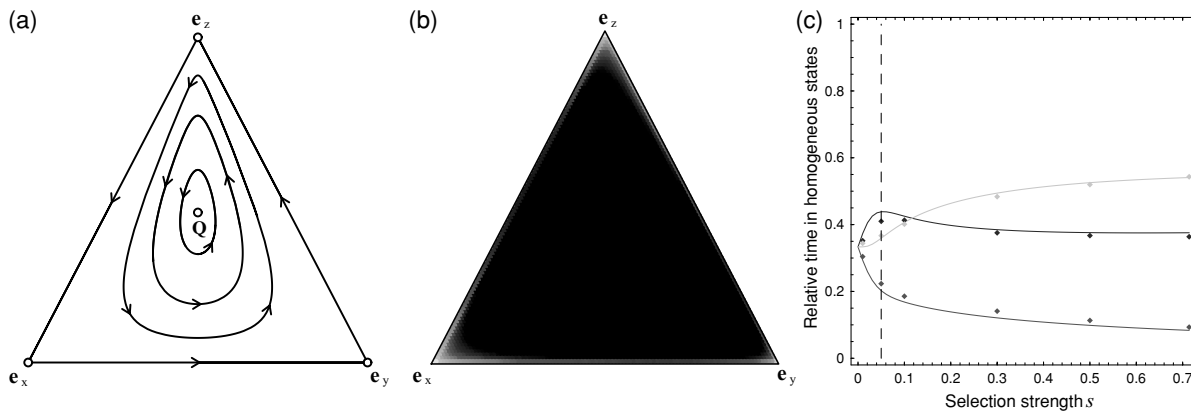
but the general dynamics can be explored with simulations such as provided by the *VirtualLabs* (Hauert 2007) or De Silva (2008). Before discussing the effects of finite population sizes on cooperation in voluntary public goods games with punishment, we analyze the effects and efficiency of the two mechanisms of volunteering and punishment separately.

Volunteering in Public Goods Games

In infinite populations, the dynamics in voluntary public goods interactions without punishment is characterized by a rock-scissors-paper-type dominance of the three strategic types to cooperate, to defect, and to abstain (loners). This cyclic dominance is reflected in the heteroclinic cycle along the boundaries of the simplex S_3 . For $N > 2$ the interior of S_3 contains a unique fixed point \mathbf{Q} , which is surrounded by closed periodic orbits [see Figure 1(a) and Hauert et al. 2002a for a detailed analysis]. For our purposes it is important to note that only the homogeneous states with all cooperators and all defectors are hyperbolic saddle points but the loner's corner \mathbf{e}_z is not and is neutrally stable to first order. The intuitive reason is that a single cooperator does not affect the payoffs in the population (nor does a single defector) because this cooperator will never find an interaction partner. It takes at least two cooperators to invade the loner population. As a consequence, the motion along the trajectory slows down in the vicinity of \mathbf{e}_z , which can be easily verified (De Silva 2008; Hauert 2007).

In finite populations it seems natural to assume that the system is most likely found in a state with all loners. Interestingly, however, this is not the case [see Figures 1(b) and (c)]. Instead, in the limit of rare mutations, the system spends significantly less time in the defector corner and similar time in the cooperator and loner corners. Intuitively this can be understood by noting that the average population payoff is at its maximum if everybody cooperates and at its minimum if

everybody defects. The fitness difference between a mutant defector and a resident cooperator tends to be much smaller than the fitness difference between a mutant loner and a resident defector. Hence, the mutant defector is more likely to be eliminated by random drift than the mutant loner and consequently the system spends more time in the cooperator state than in the defector state. Under weak selection, the population may even cooperate most of the time. Simulations confirm this result even for higher mutation rates.

**Figure 1.**

Voluntary participation in public goods games as a mechanism to promote cooperation in infinite and finite populations. (a) Evolutionary dynamics in infinite populations. The cyclic dominance of the strategies cooperate, defect and loner lead to a heterocyclic cycle along the boundaries of S_3 and an interior fixed point Q that is surrounded by closed periodic orbits ($N > 2$). (b) In finite populations the population spends most of the time in the cooperator (28.3%), defector (12.7%), and loner (22.9%) corners, as compared to $< 10^{-3}\%$ in states in the center of S_3 . The densities are color coded on a logarithmic scale with black indicating low, gray intermediate, and white high densities. (c) In the limit of rare mutations the dynamics is restricted to the boundary of S_3 . The probabilities to find the system in homogeneous states with all cooperators (solid), defectors (dashed), or loners (dotted) are shown as a function of the selection strength s . The dashed vertical line indicates the selection strength used in (b). In the limit of neutral evolution ($s \rightarrow 0$) the strategic differences disappear and all three states are equally likely. For $s > 0$ the system spends the least time in the defector state and significantly more time in the cooperator or loner states. Under weak selection the system even spends most of its time in the cooperative state. Simulation results of the average fraction of each strategic type confirm the analysis (gray shaded dots). Parameters: $N = 5$, $r = 3$, $c = 1$, $\sigma = 1$; (b) $M = 100$, mutation rate $\mu = 10^{-3}$, $s = 0.05$; (c) $M = 100$, $\mu = 10^{-3}$, $s_{\max} = 0.714$.

Punishment in Public Goods Games

In infinite populations, punishment in compulsory public goods interactions (in the absence of loners) produces a bi-stable situation: depending on the initial configuration, the system either evolves to an asocial state where everybody defects or into a state where cooperation is enforced by punishment [see Figure 2(a)]. Along the boundary of the simplex S_3 the bi-stability is reflected by an unstable fixed point P on the edge between punishers and defectors. The edge between cooperators and punishers consists of fixed points and those with $w > w_c = (N - r)/(\beta N(N - 1))$ are stable Nash equilibria.

In this case, changes that arise due to stochasticity in finite populations are equally surprising [see Figures 2(b) and (c)]. In the limit of rare mutations [Figure 2(c)], the system spends most of the time in states where everybody defects. Only for very weak selection or efficient punishment ($\gamma \ll \beta$), punishers manage to enforce cooperation. This outcome changes with increasing mutation rate [Figure 2(b)]. For mutation rates of the order of $1/M$, punishers prevail. The intuitive reason for these differences is the slow drift dynamics along the neutral cooperator–punisher edge. This leaves ample time for defectors to appear through mutation. As long as $w > w_c$, mutant defectors actually promote punishment and push the system closer toward the punisher state. Thus, punishment can be stable provided that the punishers are challenged sufficiently often.

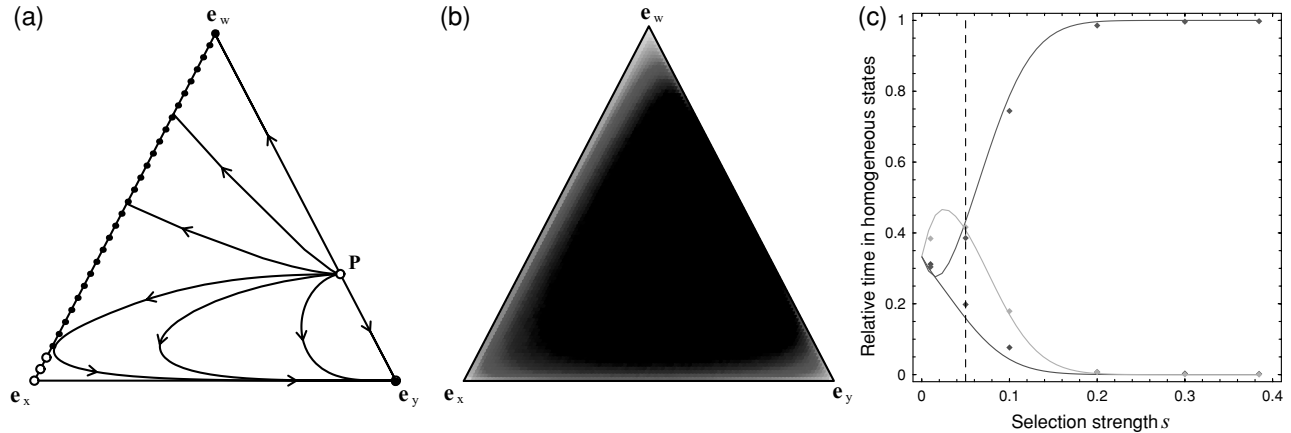
Volunteering and Punishment in Public Goods Games

In infinite populations, the combined effects of voluntary participation and punishment opportunities in public goods inter-

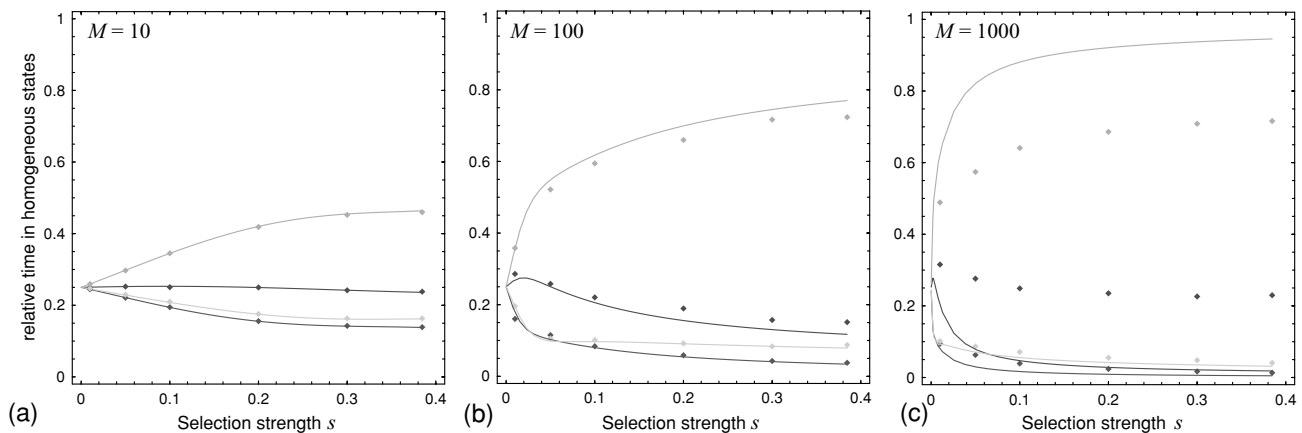
actions lead to different conclusions based on different modeling techniques. Fowler (2005) reported that loners pave the way for punishers to establish cooperation, whereas Brandt et al. (2006) demonstrated that bi-stable situations arise, in which the initial configuration determines whether the evolutionary end state corresponds to endless cycles of cooperators, defectors, and loners or whether a neutral mixture of cooperators and punishers evolves (everybody cooperates, no punishment). Moreover, the dynamics is structurally unstable, because neither the periodic orbits nor the fixed points are isolated. These differences arise because the former approach favors punishers in a twofold way. First, a single punisher (or cooperator), being the only participant in the public goods game, can profit from the public good instead of being reduced to the loner's payoff and second, punishers punish cooperators even if there were no defectors in the interaction group. It seems that the latter approach presents a more convincing analysis.

Interestingly, however, finite population sizes change the odds in favor of punishers. In the limit of rare mutations, the system spends most of the time in the homogeneous state with all punishers (see Figure 3). This effect becomes more pronounced for larger population sizes such that for $M = 1000$ the system typically spends more than 80% of the time in the punisher state. These results are supported by simulation data for small mutation rates. Thus, the original intuition of Fowler (2005) is vindicated in finite populations. However, in contrast to Fowler (2005), punishing second-order free riders ($\alpha > 0$) turns out to have only marginal effects (Hauert et al. 2007).

In larger populations, the effects of random fluctuations become weaker and deterministic drift becomes increasingly

**Figure 2.**

Punishment opportunities in public goods games as a mechanism to promote cooperation in infinite and finite populations. (a) In infinite populations the dynamics is bi-stable and, depending on the initial configuration, the evolutionary end state is either a homogeneous population with all defectors or a neutral mixture of cooperators and punishers. The size of the basins of attraction are essentially determined by the location of the fixed point P along the punisher–defector edge. (b) In finite populations the population spends slightly more time in the punisher corner (29.7%) than in the defector corner (28.4%) and significantly less in the cooperator corner (11.9%), as compared to less than $10^{-4}\%$ in states in the center of S_3 . The densities are color coded on a logarithmic scale with black indicating low, gray intermediate, and white high densities. (c) In the limit of rare mutations the dynamics is restricted to the boundary of S_3 . The probability to find the system in homogeneous states with all cooperators (solid), defectors (dashed), or punishers (dash-dotted) is shown as a function of the selection strength s . The analysis is confirmed by simulation results of the average fraction of each strategic type (gray shaded dots) and the dashed vertical line indicates the selection strength used in (b). The population is usually found in a state with all defectors except for weak selection where punishers manage to get the upper hand [c.f. (b)]. Increasing the efficacy of punishment, i.e., increasing β , supports punishment directly by increasing the time spent in the punisher state as well as indirectly by reducing the maximal selection strength. Parameters: $N = 5$, $r = 3$, $c = 1$, $\gamma = 0.3$, $\beta = 1$, $\alpha = 0.1$; (b) $M = 100$, mutation rate $\mu = 10^{-3}$, $s = 0.05$; (c) $M = 100$, $\mu = 10^{-3}$, $s_{\max} = 0.385$.

**Figure 3.**

Punishment and abstaining in public goods games in finite populations. In the limit of rare mutations, the dynamics is restricted to the boundary of S_4 . The average fractions of cooperators (solid), defectors (dashed), loners (dotted), or punishers (dash-dotted) are shown as a function of the selection strength for different population sizes M . Simulations where the fitness is determined through a single random interaction confirm the results (gray shaded dots). The mutation rate μ is the same for all M and thus effects of mutations increases and deviations become larger when increasing the population size. The analytical approximations are expected to hold for $\mu < 1/M^2$ but the qualitative predictions remain valid for larger mutation rates [$\mu = 1/M$ in (c)]. Parameters: $N = 5$, $r = 3$, $c = 1$, $\sigma = 1$, $\gamma = 0.3$, $\beta = 1$, $\alpha = 0.1$, $s_{\max} = 0.385$; Simulations: $\mu = 10^{-3}$; (a) sampling times, $T > 10^8$, (b, c) $T > 10^6$.

important (Traulsen et al. 2005). Therefore, strong selection has much stronger effects in large populations. In tiny populations with $M = 10$ individuals, strong selection leads to approximately the same result as ten times weaker selection for $M = 100$ and a hundred times weaker selection for $M = 1000$ (see Figure 3), which suggests that the relevant quantity characterizing the evolutionary process is given by sM . This is in agreement with other results for frequency-dependent selec-

tion (Traulsen et al. 2006). Similarly, the product of population size and difference in fitness of two genotypes denotes the relevant evolutionary parameter in population genetics (Crow and Kimura 1970).

Conclusions

In Nowak (2006b), five mechanisms have been proposed for the evolution of cooperation: direct reciprocity (Trivers 1971;

Axelrod 1984; Lindgren 1991; Nowak and Sigmund 1993), indirect reciprocity (Nowak and Sigmund 1998, 2005), kin selection (Hamilton 1964; Grafen 1985; Queller 1985), group selection (Maynard Smith 1964; Fletcher and Zwick 2004; Traulsen and Nowak 2006), and graph selection (Nowak and May 1992; Hauert 2001; Ohtsuki et al. 2006). Costly punishment (Yamagishi 1986; Clutton-Brock and Parker 1995; Fehr and Gächter 2002; Fehr and Rockenbach 2003; Rockenbach and Milinski 2006) can be viewed as a special form of direct or indirect reciprocity. If you punish a person who has defected against you, then direct reciprocity is at work. If you punish a person who has defected against others (Fehr and Fischbacher 2004) then indirect reciprocity is used.

Voluntary participation and the opportunity to punish defectors have been identified as potent mechanisms to promote and stabilize cooperation in public goods interactions in sizeable groups. The dynamics of model systems that combine both mechanisms have recently been analyzed for infinite populations (Fowler 2005; Brandt et al. 2006) as well as for finite populations (Hauert et al. 2007). This approach does not require group selection (Boyd et al. 2003) or spatial structure (Brandt et al. 2003; Nakamaru and Iwasa 2006) to establish cooperation and punishment. In agreement with earlier results (Nowak et al. 2004; Imhof et al. 2005; Traulsen et al. 2005), the stochastic components of the dynamics in finite populations produce qualitatively different results and requirements to modify intuitions, which are based on infinite dynamics.

In voluntary public goods interactions, i.e., in the absence of punishers, mutation and selection in finite populations supports cooperation such that the system spends most of the time either in the state with all cooperators or in the state with all loners. This contrasts with expectations from infinite populations where loners should dominate because the dynamics slows down near the loner's corner. Instead, in the limit of rare mutations, the system spends roughly 40% of the time in the cooperator state as compared to 50% in the loner state and only 10% in states with all defectors. Conversely, in compulsory public goods games with punishment, i.e. in the absence of loners, finite populations tend to reduce cooperation such that the system spends little time in the cooperator or punisher states but most of the time in the state with all defectors (typically more than 80%). Only if fines are very high or punishment very cheap, punishers can rule the world. In that case, individuals will do whatever it takes to avoid punishment and just as Boyd and Richerson (1992) have put it: punishment can stabilize cooperation—or anything else. However, this does not explain the evolution of punishment behavior itself.

The dynamics changes considerably when considering the joint effects of voluntary participation and punishment opportunities. In infinite populations this leads to bi-stable dynamics where the evolutionary outcome depends on the initial configuration. However, in finite populations, volunteering creates

an evolutionary pathway for establishing punishment behavior. The state with all loners acts as a junction where the system switches to the cooperative state or the punishing state with equal probabilities (Boyd and Mathew 2007; Hauert et al. 2007). In both cases, cooperative behavior emerges because whenever the groups of participants are small, there is some probability that they consist, through sheer chance, mostly of cooperators or punishers. In each case, the group is highly successful, and will find many imitators. The difference is that in a population consisting of mostly cooperators, defectors will thrive, and the rock-scissors-paper cycle will repeat itself. If the population consists mostly of punishers, it is much more stable, and can only get undermined by the slow process of nonpunishing cooperators invading through random drift. Thus, finite populations promote the establishment of punishment. This emphasizes the pivotal role of loners in the evolutionary process. The possibility to abstain from public enterprises not only prevents economic stalemate by providing an escape hatch out of states of mutual defection but it also paves the way for establishing punishment mechanisms that are capable of largely stabilizing cooperation in sizeable groups. Cooperation (and punishment) is more likely to occur and persist if interactions are voluntary rather than compulsory.

Acknowledgments

Support from the John Templeton Foundation and the NSF/NIH joint program in mathematical biology (NIH Grant No. R01GM078986) is gratefully acknowledged. A.T. is supported by the Deutsche Akademie der Naturforscher Leopoldina (Grant No. BMBF-LPD 9901/8134). K.S. and H.D. are supported by I-104-G15 (EUROCORES TECT). The Program for Evolutionary Dynamics (PED) at Harvard University is sponsored by Jeffrey Epstein.

References

- Axelrod R (1984) *The Evolution of Cooperation*. New York: Basic Books.
- Axelrod R, Hamilton WD (1981) The evolution of cooperation. *Science* 211: 1390–1396.
- Boyd R, Gintis H, Bowles S, Richerson P (2003) The evolution of altruistic punishment. *Proceedings of the National Academy of Sciences of the USA* 100: 3531–3535.
- Boyd R, Mathew S (2007) A narrow road to cooperation. *Science* 316: 1858–1859.
- Boyd R, Richerson PJ (1988) The evolution of reciprocity in sizeable groups. *Journal of Theoretical Biology* 132: 337–356.
- Boyd R, Richerson PJ (1992) Punishment allows the evolution of cooperation (or anything else) in sizable groups. *Ethology and Sociobiology* 13: 171–195.
- Brandt H, Hauert C, Sigmund K (2003) Cooperation, punishment and reputation in spatial games. *Proceedings of Royal Society of London B* 270: 1099–1104.
- Brandt H, Hauert C, Sigmund K (2006) Punishing and abstaining for public goods. *Proceedings of the National Academy of Sciences of the USA* 103(2): 495–497.
- Clutton-Brock TH, Parker GA (1995) Punishment in animal societies. *Nature* 373: 209–216.

- Colman AM (1995) *Game Theory and Its Applications in the Social and Biological Sciences*. Oxford: Butterworth-Heinemann.
- Crow JF, Kimura M (1970) *An Introduction to Population Genetics Theory*. New York: Harper and Row.
- Dawes RM (1980) Social dilemmas. *Annual Review of Psychology* 31: 169–193.
- De Silva H (2008) Interactive simulations. <http://www.wu-wien.ac.at/usr/ma/hbrandt/simulations.html>.
- Dugatkin LA (1997) *Cooperation Among Animals: An Evolutionary Perspective*. Oxford: Oxford University Press.
- Fehr E, Fischbacher U (2004) Third-party punishment and social norms. *Evolution and Human Behavior* 25: 63–87.
- Fehr E, Gächter S (2002) Altruistic punishment in humans. *Nature* 415: 137–140.
- Fehr E, Rockenbach B (2003) Detrimental effects of sanctions on human altruism. *Nature* 422: 137–140.
- Fletcher J, Zwick M (2004) Strong altruism can evolve in randomly formed groups. *Journal of Theoretical Biology* 228: 303–313.
- Fowler JH (2005) Altruistic punishment and the origin of cooperation. *Proceedings of the National Academy of Sciences of the USA* 102(19): 7047–7049.
- Fudenberg D, Nowak MA, Taylor C, Imhof LA (2006) Evolutionary game dynamics in finite populations with strong selection and weak mutation. *Theoretical Population Biology* 70: 352–363.
- Grafen A (1985) A geometric view of relatedness. In: *Oxford Surveys in Evolutionary Biology*, Vol. 2, 28–89. Oxford: Oxford University Press.
- Hamilton WD (1964) The genetical evolution of social behaviour I. *Journal of Theoretical Biology* 7: 1–16.
- Hardin G (1968) The tragedy of the commons. *Science* 162: 1243–1248.
- Hauert C (2001) Fundamental clusters in spatial 2×2 games. *Proceedings of Royal Society of London B* 268: 761–769.
- Hauert C (2007) *Virtuallabs: Interactive tutorials on evolutionary game theory*. <http://www.univie.ac.at/virtuallabs>.
- Hauert C, De Monte S, Hofbauer J, Sigmund K (2002a) Replicator dynamics in optional public goods games. *Journal of Theoretical Biology* 218: 187–194.
- Hauert C, De Monte S, Hofbauer J, Sigmund K (2002b) Volunteering as red queen mechanism for cooperation in public goods games. *Science* 296: 1129–1132.
- Hauert C, Michor F, Nowak M, Doebeli M (2006) Synergy and discounting of cooperation in social dilemmas. *Journal of Theoretical Biology* 239: 195–202.
- Hauert C, Schuster HG (1997) Effects of increasing the number of players and memory size in the iterated prisoner's dilemma: A numerical approach. *Proceedings of Royal Society of London B* 264: 513–519.
- Hauert C, Traulsen A, Brandt H, Nowak MA, Sigmund K (2007) Via freedom to coercion: The emergence of costly punishment. *Science* 316: 1905–1907.
- Hofbauer J, Sigmund K (1998) *Evolutionary Games and Population Dynamics*. Cambridge: Cambridge University Press.
- Imhof LA, Fudenberg D, Nowak MA (2005) Evolutionary cycles of cooperation and defection. *Proceedings of the National Academy of Sciences of the USA* 102(31): 10797–10800.
- Kagel JH, Roth AE, eds (1995) *The Handbook of Experimental Economics*. Princeton: Princeton University Press.
- Karlin S, Taylor HM (1975) *First Course in Stochastic Processes*, 2nd ed. London: Academic Press.
- Lindgren K (1991) Evolutionary phenomena in simple dynamics. In: *Artificial Life II* (Langton CG, Farmer JD, Rasmussen S, Taylor C, eds), Vol. X of *Proceedings of the Santa Fe Institute Studies in the Sciences of Complexity* pp. 295–312. Redwood City, CA: Addison-Wesley.
- Maynard Smith J (1964) Group selection and kin selection. *Nature* 201(4942): 1145–1147.
- Moran PAP (1962) *The Statistical Processes of Evolutionary Theory*. Oxford, UK: Clarendon.
- Nakamaru M, Iwasa Y (2006) The coevolution of altruism and punishment: Role of the selfish punisher. *Journal of Theoretical Biology* 240(3): 475–488.
- Nowak MA (2006a) *Evolutionary Dynamics*. Cambridge, MA: Harvard University Press.
- Nowak MA (2006b) Five rules for the evolution of cooperation. *Science* 314: 1560–1563.
- Nowak MA, May RM (1992) Evolutionary games and spatial chaos. *Nature* 359: 826–829.
- Nowak MA, Sasaki A, Taylor C, Fudenberg D (2004) Emergence of cooperation and evolutionary stability in finite populations. *Nature* 428: 646–650.
- Nowak MA, Sigmund K (1993) A strategy of win-stay, lose-shift that outperforms tit-for-tat in the prisoner's dilemma game. *Nature* 364: 56–58.
- Nowak MA, Sigmund K (1998) Evolution of indirect reciprocity by image scoring. *Nature* 393: 573–577.
- Nowak MA, Sigmund K (2004) Evolutionary dynamics of biological games. *Science* 303: 793–799.
- Nowak MA, Sigmund K (2005) Evolution of indirect reciprocity. *Nature* 437: 1291–1298.
- Ohtsuki H, Hauert C, Lieberman E, Nowak MA (2006) A simple rule for the evolution of cooperation on graphs and social networks. *Nature* 441: 502–505.
- Olson M (1965) *The Logic of Collective Action*. Cambridge, MA: Harvard University Press.
- Queller DC (1985) Kinship, reciprocity and synergism in the evolution of social behavior. *Nature* 318: 366–367.
- Rockenbach B, Milinski M (2006) Indirect reciprocity resolves the efficiency dilemma of costly punishment. *Nature* 444: 718–723.
- Sigmund K, Hauert C, Nowak MA (2001) Reward and punishment. *Proceedings of National Academic Science* 98: 10757–10762.
- Taylor C, Fudenberg D, Sasaki A, Nowak MA (2004) Evolutionary game dynamics in finite populations. *Bulletin of Mathematical Biology* 66: 1621–1644.
- Taylor P, Jonker L (1978) Game dynamics and evolutionarily stable strategies. *Mathematical Biosciences* 40: 145–156.
- Traulsen A, Claussen JC, Hauert C (2005) Coevolutionary dynamics: From finite to infinite populations. *Physical Review Letters* 95: 238701.
- Traulsen A, Nowak MA (2006) Evolution of cooperation by multilevel selection. *Proceedings of the National Academy of Sciences of the USA* 103(29): 10952–10955.
- Traulsen A, Nowak MA, Pacheco JM (2006) Stochastic dynamics of invasion and fixation. *Physical Review E* 74: 011909.
- Trivers RL (1971) The evolution of reciprocal altruism. *Quarterly Review of Biology* 46: 35–57.
- Yamagishi T (1986) The provision of a sanctioning system as a public good. *Journal of Personality and Social Psychology* 51: 110–116.