

# Event-Related Potentials in Brain-Computer Interfacing

Jeremy Hill

Max Planck Institute for Biological Cybernetics  
Tübingen, Germany

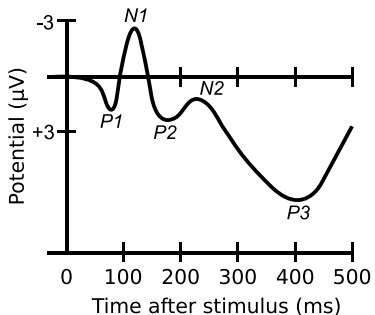
# 1 Background

# 2 Applications

# 3 Spelling

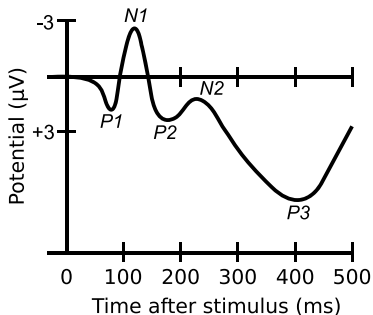
# 4 Summary

# Event-Related Potentials



schematic figure from  
[http://en.wikipedia.org/wiki/Event\\_related\\_potential](http://en.wikipedia.org/wiki/Event_related_potential)

# Event-Related Potentials



- N for negative, P for positive (beware: negative is sometimes plotted upwards, sometimes downwards).
- Numbered sequentially (P1, P2, P3, ...) or by typical latency in milliseconds (N140, P300, ...).

schematic figure from  
[http://en.wikipedia.org/wiki/Event\\_related\\_potential](http://en.wikipedia.org/wiki/Event_related_potential)

# Event-Related Potentials

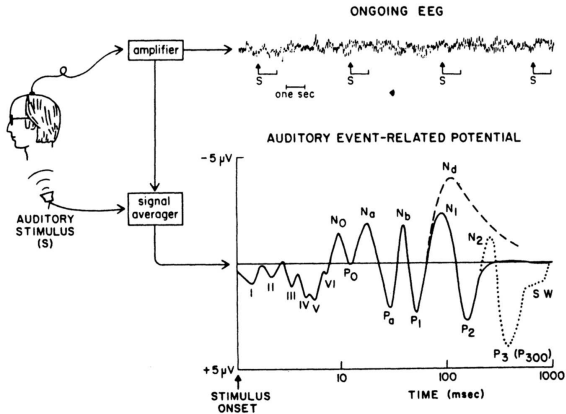


figure from Hillyard & Kutas (1983)  
Annual Review of Psychology.



# More Than Just Evoked Potentials

“**Event-related potential**” (ERP) is a newer term than “**evoked potential**” (EP), intended to be more general, and open to connotations of the brain’s *active* role in processing stimuli.

# More Than Just Evoked Potentials

“Event-related potential” (ERP) is a newer term than “evoked potential” (EP), intended to be more general, and open to connotations of the brain’s *active* role in processing stimuli.

Examples of ERPs that are more than just “evoked” by physical stimulus properties:

- ELAN (Early Left-Anterior Negativity, latency 100–200 msec) is a correlate of syntactic processing:



# More Than Just Evoked Potentials

“Event-related potential” (ERP) is a newer term than “evoked potential” (EP), intended to be more general, and open to connotations of the brain’s *active* role in processing stimuli.

Examples of ERPs that are more than just “evoked” by physical stimulus properties:

- ELAN (Early Left-Anterior Negativity, latency 100–200 msec) is a correlate of syntactic processing:

The

# More Than Just Evoked Potentials

“Event-related potential” (ERP) is a newer term than “evoked potential” (EP), intended to be more general, and open to connotations of the brain’s *active* role in processing stimuli.

Examples of ERPs that are more than just “evoked” by physical stimulus properties:

- ELAN (Early Left-Anterior Negativity, latency 100–200 msec) is a correlate of syntactic processing:  
The boys

# More Than Just Evoked Potentials

“Event-related potential” (ERP) is a newer term than “evoked potential” (EP), intended to be more general, and open to connotations of the brain’s *active* role in processing stimuli.

Examples of ERPs that are more than just “evoked” by physical stimulus properties:

- ELAN (Early Left-Anterior Negativity, latency 100–200 msec) is a correlate of syntactic processing:  
The boys heard

# More Than Just Evoked Potentials

“Event-related potential” (ERP) is a newer term than “evoked potential” (EP), intended to be more general, and open to connotations of the brain’s *active* role in processing stimuli.

Examples of ERPs that are more than just “evoked” by physical stimulus properties:

- ELAN (Early Left-Anterior Negativity, latency 100–200 msec) is a correlate of syntactic processing:

The boys heard Joe’s

# More Than Just Evoked Potentials

“Event-related potential” (ERP) is a newer term than “evoked potential” (EP), intended to be more general, and open to connotations of the brain’s *active* role in processing stimuli.

Examples of ERPs that are more than just “evoked” by physical stimulus properties:

- ELAN (Early Left-Anterior Negativity, latency 100–200 msec) is a correlate of syntactic processing:  
The boys heard Joe’s about

# More Than Just Evoked Potentials

“Event-related potential” (ERP) is a newer term than “evoked potential” (EP), intended to be more general, and open to connotations of the brain’s *active* role in processing stimuli.

Examples of ERPs that are more than just “evoked” by physical stimulus properties:

- ELAN (Early Left-Anterior Negativity, latency 100–200 msec) is a correlate of syntactic processing:  
The boys heard Joe’s about story

# More Than Just Evoked Potentials

“Event-related potential” (ERP) is a newer term than “evoked potential” (EP), intended to be more general, and open to connotations of the brain’s *active* role in processing stimuli.

Examples of ERPs that are more than just “evoked” by physical stimulus properties:

- ELAN (Early Left-Anterior Negativity, latency 100–200 msec) is a correlate of syntactic processing:

The boys heard Joe’s **about** story Africa.

# More Than Just Evoked Potentials

“Event-related potential” (ERP) is a newer term than “evoked potential” (EP), intended to be more general, and open to connotations of the brain’s *active* role in processing stimuli.

Examples of ERPs that are more than just “evoked” by physical stimulus properties:

- ELAN (Early Left-Anterior Negativity, latency 100–200 msec) is a correlate of syntactic processing:  
The boys heard Joe’s **about** story Africa.
- The N400 is a correlate of semantic processing:



# More Than Just Evoked Potentials

“Event-related potential” (ERP) is a newer term than “evoked potential” (EP), intended to be more general, and open to connotations of the brain’s *active* role in processing stimuli.

Examples of ERPs that are more than just “evoked” by physical stimulus properties:

- ELAN (Early Left-Anterior Negativity, latency 100–200 msec) is a correlate of syntactic processing:  
The boys heard Joe’s **about** story Africa.
- The N400 is a correlate of semantic processing:  
The

# More Than Just Evoked Potentials

“Event-related potential” (ERP) is a newer term than “evoked potential” (EP), intended to be more general, and open to connotations of the brain’s *active* role in processing stimuli.

Examples of ERPs that are more than just “evoked” by physical stimulus properties:

- ELAN (Early Left-Anterior Negativity, latency 100–200 msec) is a correlate of syntactic processing:  
The boys heard Joe’s **about** story Africa.
- The N400 is a correlate of semantic processing:  
The boys

# More Than Just Evoked Potentials

“Event-related potential” (ERP) is a newer term than “evoked potential” (EP), intended to be more general, and open to connotations of the brain’s *active* role in processing stimuli.

Examples of ERPs that are more than just “evoked” by physical stimulus properties:

- ELAN (Early Left-Anterior Negativity, latency 100–200 msec) is a correlate of syntactic processing:  
The boys heard Joe’s **about** story Africa.
- The N400 is a correlate of semantic processing:  
The boys heard

# More Than Just Evoked Potentials

“Event-related potential” (ERP) is a newer term than “evoked potential” (EP), intended to be more general, and open to connotations of the brain’s *active* role in processing stimuli.

Examples of ERPs that are more than just “evoked” by physical stimulus properties:

- ELAN (Early Left-Anterior Negativity, latency 100–200 msec) is a correlate of syntactic processing:  
The boys heard Joe’s **about** story Africa.
- The N400 is a correlate of semantic processing:  
The boys heard Joe’s

# More Than Just Evoked Potentials

“Event-related potential” (ERP) is a newer term than “evoked potential” (EP), intended to be more general, and open to connotations of the brain’s *active* role in processing stimuli.

Examples of ERPs that are more than just “evoked” by physical stimulus properties:

- ELAN (Early Left-Anterior Negativity, latency 100–200 msec) is a correlate of syntactic processing:  
The boys heard Joe’s **about** story Africa.
- The N400 is a correlate of semantic processing:  
The boys heard Joe’s orange

# More Than Just Evoked Potentials

“Event-related potential” (ERP) is a newer term than “evoked potential” (EP), intended to be more general, and open to connotations of the brain’s *active* role in processing stimuli.

Examples of ERPs that are more than just “evoked” by physical stimulus properties:

- ELAN (Early Left-Anterior Negativity, latency 100–200 msec) is a correlate of syntactic processing:  
The boys heard Joe’s **about** story Africa.
- The N400 is a correlate of semantic processing:  
The boys heard Joe’s orange about

# More Than Just Evoked Potentials

“Event-related potential” (ERP) is a newer term than “evoked potential” (EP), intended to be more general, and open to connotations of the brain’s *active* role in processing stimuli.

Examples of ERPs that are more than just “evoked” by physical stimulus properties:

- ELAN (Early Left-Anterior Negativity, latency 100–200 msec) is a correlate of syntactic processing:  
The boys heard Joe’s **about** story Africa.
- The N400 is a correlate of semantic processing:  
The boys heard Joe’s **orange** about Africa.

# More Than Just Evoked Potentials

“Event-related potential” (ERP) is a newer term than “evoked potential” (EP), intended to be more general, and open to connotations of the brain’s *active* role in processing stimuli.

Examples of ERPs that are more than just “evoked” by physical stimulus properties:

- ELAN (Early Left-Anterior Negativity, latency 100–200 msec) is a correlate of syntactic processing:  
The boys heard Joe’s **about** story Africa.
- The N400 is a correlate of semantic processing:  
The boys heard Joe’s **orange** about Africa.
- The P600 is a correlate of syntactic updating:



# More Than Just Evoked Potentials

“Event-related potential” (ERP) is a newer term than “evoked potential” (EP), intended to be more general, and open to connotations of the brain’s *active* role in processing stimuli.

Examples of ERPs that are more than just “evoked” by physical stimulus properties:

- ELAN (Early Left-Anterior Negativity, latency 100–200 msec) is a correlate of syntactic processing:  
The boys heard Joe’s **about** story Africa.
- The N400 is a correlate of semantic processing:  
The boys heard Joe’s **orange** about Africa.
- The P600 is a correlate of syntactic updating:  
The

# More Than Just Evoked Potentials

“Event-related potential” (ERP) is a newer term than “evoked potential” (EP), intended to be more general, and open to connotations of the brain’s *active* role in processing stimuli.

Examples of ERPs that are more than just “evoked” by physical stimulus properties:

- ELAN (Early Left-Anterior Negativity, latency 100–200 msec) is a correlate of syntactic processing:  
The boys heard Joe’s **about** story Africa.
- The N400 is a correlate of semantic processing:  
The boys heard Joe’s **orange** about Africa.
- The P600 is a correlate of syntactic updating:  
The student

# More Than Just Evoked Potentials

“Event-related potential” (ERP) is a newer term than “evoked potential” (EP), intended to be more general, and open to connotations of the brain’s *active* role in processing stimuli.

Examples of ERPs that are more than just “evoked” by physical stimulus properties:

- ELAN (Early Left-Anterior Negativity, latency 100–200 msec) is a correlate of syntactic processing:  
The boys heard Joe’s **about** story Africa.
- The N400 is a correlate of semantic processing:  
The boys heard Joe’s **orange** about Africa.
- The P600 is a correlate of syntactic updating:  
The student forced

# More Than Just Evoked Potentials

“Event-related potential” (ERP) is a newer term than “evoked potential” (EP), intended to be more general, and open to connotations of the brain’s *active* role in processing stimuli.

Examples of ERPs that are more than just “evoked” by physical stimulus properties:

- ELAN (Early Left-Anterior Negativity, latency 100–200 msec) is a correlate of syntactic processing:  
The boys heard Joe’s **about** story Africa.
- The N400 is a correlate of semantic processing:  
The boys heard Joe’s **orange** about Africa.
- The P600 is a correlate of syntactic updating:  
The student forced to

# More Than Just Evoked Potentials

“Event-related potential” (ERP) is a newer term than “evoked potential” (EP), intended to be more general, and open to connotations of the brain’s *active* role in processing stimuli.

Examples of ERPs that are more than just “evoked” by physical stimulus properties:

- ELAN (Early Left-Anterior Negativity, latency 100–200 msec) is a correlate of syntactic processing:  
The boys heard Joe’s **about** story Africa.
- The N400 is a correlate of semantic processing:  
The boys heard Joe’s **orange** about Africa.
- The P600 is a correlate of syntactic updating:  
The student forced to complete

# More Than Just Evoked Potentials

“Event-related potential” (ERP) is a newer term than “evoked potential” (EP), intended to be more general, and open to connotations of the brain’s *active* role in processing stimuli.

Examples of ERPs that are more than just “evoked” by physical stimulus properties:

- ELAN (Early Left-Anterior Negativity, latency 100–200 msec) is a correlate of syntactic processing:  
The boys heard Joe’s **about** story Africa.
- The N400 is a correlate of semantic processing:  
The boys heard Joe’s **orange** about Africa.
- The P600 is a correlate of syntactic updating:  
The student forced to complete the

# More Than Just Evoked Potentials

“Event-related potential” (ERP) is a newer term than “evoked potential” (EP), intended to be more general, and open to connotations of the brain’s *active* role in processing stimuli.

Examples of ERPs that are more than just “evoked” by physical stimulus properties:

- ELAN (Early Left-Anterior Negativity, latency 100–200 msec) is a correlate of syntactic processing:  
The boys heard Joe’s **about** story Africa.
- The N400 is a correlate of semantic processing:  
The boys heard Joe’s **orange** about Africa.
- The P600 is a correlate of syntactic updating:  
The student forced to complete the assignment

# More Than Just Evoked Potentials

“Event-related potential” (ERP) is a newer term than “evoked potential” (EP), intended to be more general, and open to connotations of the brain’s *active* role in processing stimuli.

Examples of ERPs that are more than just “evoked” by physical stimulus properties:

- ELAN (Early Left-Anterior Negativity, latency 100–200 msec) is a correlate of syntactic processing:  
The boys heard Joe’s **about** story Africa.
- The N400 is a correlate of semantic processing:  
The boys heard Joe’s **orange** about Africa.
- The P600 is a correlate of syntactic updating:  
The student forced **to** complete the assignment passed.



# More Than Just Evoked Potentials

“Event-related potential” (ERP) is a newer term than “evoked potential” (EP), intended to be more general, and open to connotations of the brain’s *active* role in processing stimuli.

Examples of ERPs that are more than just “evoked” by physical stimulus properties:

- ELAN (Early Left-Anterior Negativity, latency 100–200 msec) is a correlate of syntactic processing:

The boys heard Joe’s **about** story Africa.

- The N400 is a correlate of semantic processing:

The boys heard Joe’s **orange** about Africa.

- The P600 is a correlate of syntactic updating:

The student forced **to** complete the assignment passed.

vs

The student forced **the** door open.

The student tried **to** complete the assignment.

# More Than Just Evoked Potentials

“Event-related potential” (ERP) is a newer term than “evoked potential” (EP), intended to be more general, and open to connotations of the brain’s *active* role in processing stimuli.

Examples of ERPs that are more than just “evoked” by physical stimulus properties:

- The P300 wave was originally discovered as a correlate of the amount of *uncertainty* resolved by presenting a stimulus (Sutton et al. 1965, Science).

# More Than Just Evoked Potentials

“Event-related potential” (ERP) is a newer term than “evoked potential” (EP), intended to be more general, and open to connotations of the brain’s *active* role in processing stimuli.

Examples of ERPs that are more than just “evoked” by physical stimulus properties:

- The P300 wave was originally discovered as a correlate of the amount of *uncertainty* resolved by presenting a stimulus (Sutton et al. 1965, Science).
- P300s can also be elicited by the *absence* of a stimulus in an otherwise predictable sequence (Sutton et al. 1967, Science).

# More Than Just Evoked Potentials

“Event-related potential” (ERP) is a newer term than “evoked potential” (EP), intended to be more general, and open to connotations of the brain’s *active* role in processing stimuli.

Examples of ERPs that are more than just “evoked” by physical stimulus properties:

- The P300 wave was originally discovered as a correlate of the amount of *uncertainty* resolved by presenting a stimulus (Sutton et al. 1965, Science).
- P300s can also be elicited by the *absence* of a stimulus in an otherwise predictable sequence (Sutton et al. 1967, Science).
- P300 amplitude correlates with the magnitude of a stimulus’s reward value, for both positive and negative outcomes (Yeung & Sanfey 2004, J. Neuroscience).

# More Than Just Evoked Potentials

“Event-related potential” (ERP) is a newer term than “evoked potential” (EP), intended to be more general, and open to connotations of the brain’s *active* role in processing stimuli.

Examples of ERPs that are more than just “evoked” by physical stimulus properties:

- The P300 wave was originally discovered as a correlate of the amount of *uncertainty* resolved by presenting a stimulus (Sutton et al. 1965, Science).
- P300s can also be elicited by the *absence* of a stimulus in an otherwise predictable sequence (Sutton et al. 1967, Science).
- P300 amplitude correlates with the magnitude of a stimulus’s reward value, for both positive and negative outcomes (Yeung & Sanfey 2004, J. Neuroscience).

Sounds promising for BCI application: P300 appears to encode both the **information content** of stimulus changes, and their **relevance** to the observer.

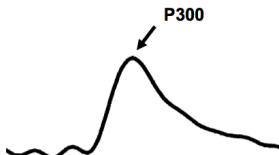

# More Than Just Evoked Potentials

“Event-related potential” (ERP) is a newer term than “evoked potential” (EP), intended to be more general, and open to connotations of the brain’s *active* role in processing stimuli.

Today, authors are still more likely to refer to **event-related potentials** when they are talking about correlates of higher-level (more “cognitive”) stimulus processing, and to **evoked potentials** when they are assuming their phenomena reflect lower-level (earlier, more “sensory”) processing.

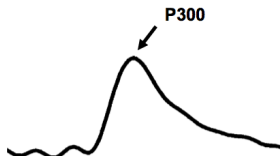

figures from Polich (2007)  
Clinical Neurophysiology

## ***SINGLE-STIMULUS***



figures from Polich (2007)  
Clinical Neurophysiology

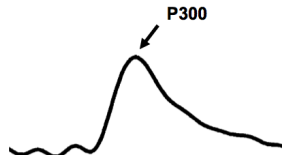

## ***SINGLE-STIMULUS***





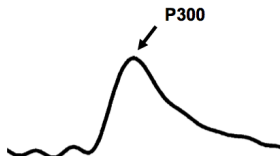

figures from Polich (2007)  
Clinical Neurophysiology

## ***SINGLE-STIMULUS***



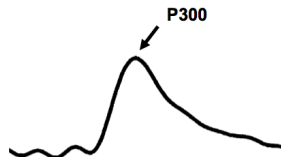

figures from Polich (2007)  
Clinical Neurophysiology

## ***SINGLE-STIMULUS***



figures from Polich (2007)  
Clinical Neurophysiology

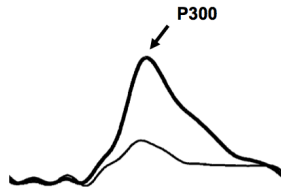

## ***SINGLE-STIMULUS***



...

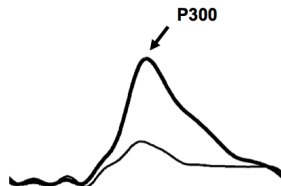

figures from Polich (2007)  
Clinical Neurophysiology

## ODDBALL



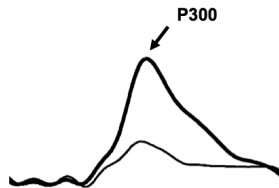

figures from Polich (2007)  
Clinical Neurophysiology

## ODDBALL



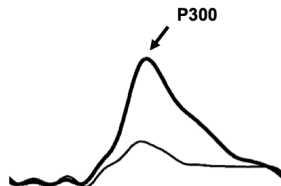

figures from Polich (2007)  
Clinical Neurophysiology

## ODDBALL



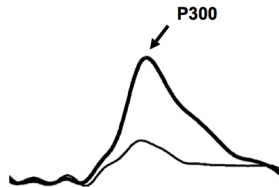

figures from Polich (2007)  
Clinical Neurophysiology

## ODDBALL



figures from Polich (2007)  
Clinical Neurophysiology

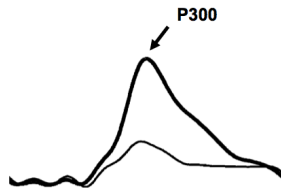

## ODDBALL





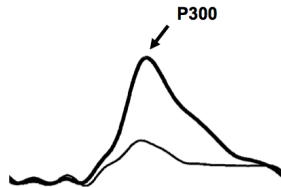

figures from Polich (2007)  
Clinical Neurophysiology

## ODDBALL



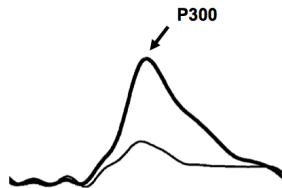

figures from Polich (2007)  
Clinical Neurophysiology

## ODDBALL



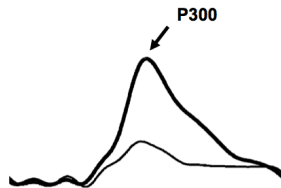

figures from Polich (2007)  
Clinical Neurophysiology

## ODDBALL



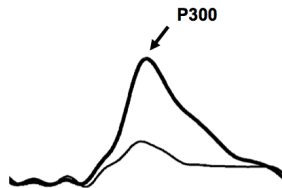

figures from Polich (2007)  
Clinical Neurophysiology

## ODDBALL



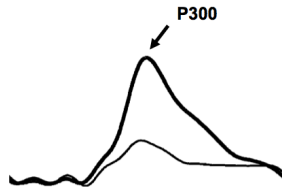

figures from Polich (2007)  
Clinical Neurophysiology

## ODDBALL



figures from Polich (2007)  
Clinical Neurophysiology

## ODDBALL



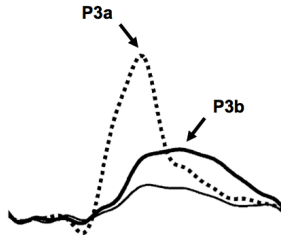
...



figures from Polich (2007)  
Clinical Neurophysiology

### THREE-STIMULUS

Difficult Stimulus  
Discrimination

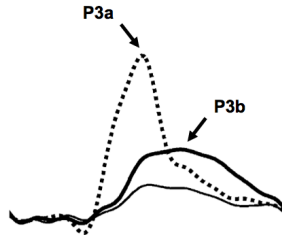







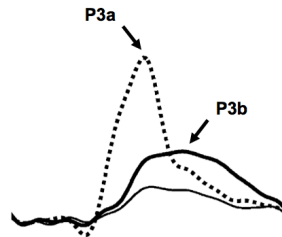

figures from Polich (2007)  
Clinical Neurophysiology

### THREE-STIMULUS



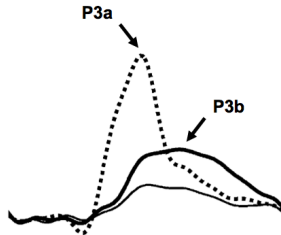

figures from Polich (2007)  
Clinical Neurophysiology

### THREE-STIMULUS



figures from Polich (2007)  
Clinical Neurophysiology

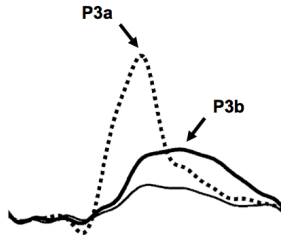

### THREE-STIMULUS





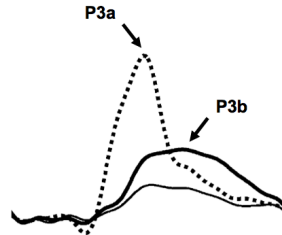

figures from Polich (2007)  
Clinical Neurophysiology

### THREE-STIMULUS



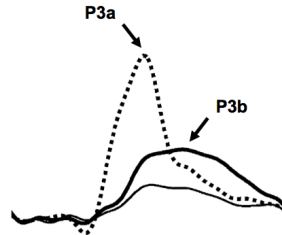

figures from Polich (2007)  
Clinical Neurophysiology

### THREE-STIMULUS



figures from Polich (2007)  
Clinical Neurophysiology

### THREE-STIMULUS

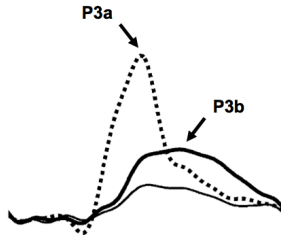







figures from Polich (2007)  
Clinical Neurophysiology

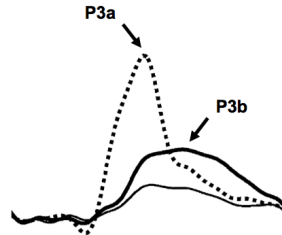

### THREE-STIMULUS





figures from Polich (2007)  
Clinical Neurophysiology

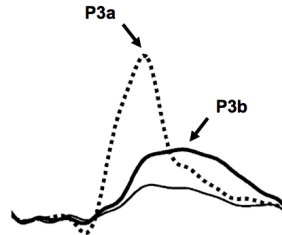

### THREE-STIMULUS





figures from Polich (2007)  
Clinical Neurophysiology

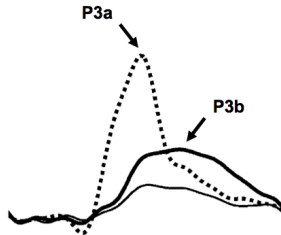

### THREE-STIMULUS





figures from Polich (2007)  
Clinical Neurophysiology

### THREE-STIMULUS



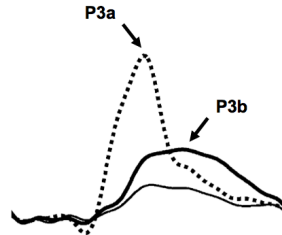
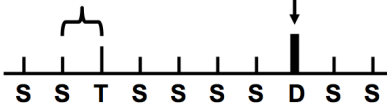




figures from Polich (2007)  
Clinical Neurophysiology

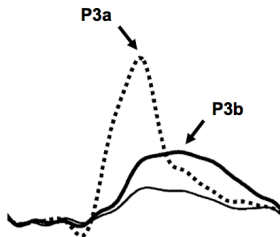

### THREE-STIMULUS

Difficult Stimulus  
Discrimination

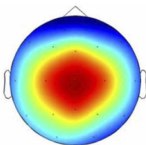




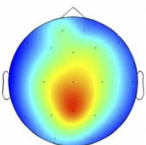
## THREE-STIMULUS



P3a—DISTRACTER



P3b—TARGET



# My P300's Bigger Than Yours

Amplitude and latency of ERP components vary between individuals, and there is evidence for effects of:

- age;

# My P300's Bigger Than Yours

Amplitude and latency of ERP components vary between individuals, and there is evidence for effects of:

- age;
- gender;

# My P300's Bigger Than Yours

Amplitude and latency of ERP components vary between individuals, and there is evidence for effects of:

- age;
- gender;
- time of day, fatigue/arousal

# My P300's Bigger Than Yours

Amplitude and latency of ERP components vary between individuals, and there is evidence for effects of:

- age;
- gender;
- time of day, fatigue/arousal (coffee!);



# My P300's Bigger Than Yours

Amplitude and latency of ERP components vary between individuals, and there is evidence for effects of:

- age;
- gender;
- time of day, fatigue/arousal (coffee!);
- schizophrenia, depression, alcoholism;

# My P300's Bigger Than Yours

Amplitude and latency of ERP components vary between individuals, and there is evidence for effects of:

- age;
- gender;
- time of day, fatigue/arousal (coffee!);
- schizophrenia, depression, alcoholism;
- ...

# Putting ERPs To Work

- Visual perimetry, audiometry, etc. with infants, animals.

Average large numbers of ERPs

Classify single ERPs

# Putting ERPs To Work

- Monitoring the depth of anaesthesia.
- Visual perimetry, audiometry, etc. with infants, animals.

Average large numbers of ERPs

Classify single ERPs

# Putting ERPs To Work

- “Brain Fingerprinting”: using P300 and later components, for forensic “guilty knowledge” testing—ruled admissible by US Supreme Court.
- Monitoring the depth of anaesthesia.
- Visual perimetry, audiometry, etc. with infants, animals.

Average large numbers of ERPs

Classify single ERPs

# Putting ERPs To Work

- “Brain Fingerprinting”: using P300 and later components, for forensic “guilty knowledge” testing—ruled admissible by US Supreme Court.
- Monitoring the depth of anaesthesia.
- Visual perimetry, audiometry, etc. with infants, animals.
- **Communication** (e.g. the Farwell-Donchin speller).

Average large numbers of ERPs

Classify single ERPs

# Putting ERPs To Work

- “Brain Fingerprinting”: using P300 and later components, for forensic “guilty knowledge” testing—ruled admissible by US Supreme Court.
- Monitoring the depth of anaesthesia.
- Visual perimetry, audiometry, etc. with infants, animals.
- **Communication** (e.g. the Farwell-Donchin speller).
- Detection of mistakes (via “error-related negativity” or ERN) in BCI and other tasks.

Average large numbers of ERPs

Classify single ERPs

# Putting ERPs To Work

- “Brain Fingerprinting”: using P300 and later components, for forensic “guilty knowledge” testing—ruled admissible by US Supreme Court.
- Monitoring the depth of anaesthesia.
- Visual perimetry, audiometry, etc. with infants, animals.
  
- **Communication** (e.g. the Farwell-Donchin speller).
- “Triage” of potential targets in human stimulus-processing tasks.
- Detection of mistakes (via “error-related negativity” or ERN) in BCI and other tasks.

Average large numbers of ERPs

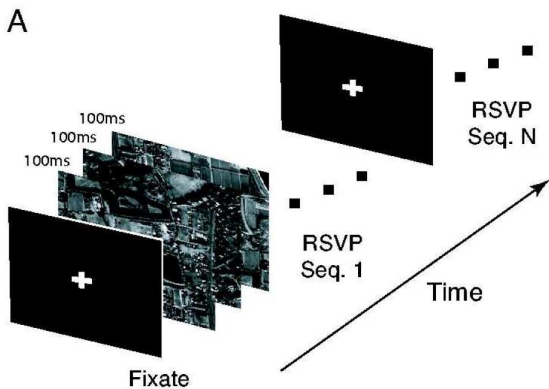
Classify single ERPs





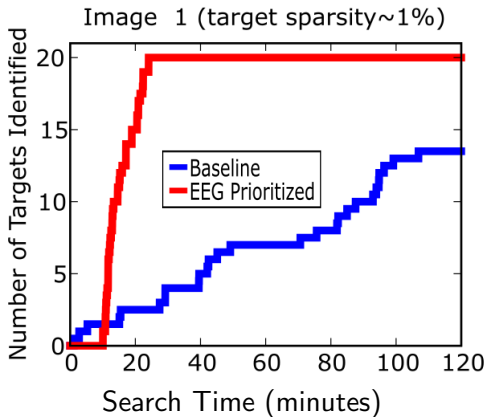
# “Cortically Coupled Computer Vision”

figures from Parra et al. 2008  
(IEEE Signal Processing Magazine)



# “Cortically Coupled Computer Vision”

figures from Parra et al. 2008  
(IEEE Signal Processing Magazine)



For BCI communication, we need:

- 1 ERPs, and methods for detecting them, that produce reliable classification results after a relatively short time (i.e. small numbers of ERPs).

For BCI communication, we need:

- 1 ERPs, and methods for detecting them, that produce reliable classification results after a relatively short time (i.e. small numbers of ERPs).
  - averaging  $\rightsquigarrow$  single-trial classification

For BCI communication, we need:

- 1 ERPs, and methods for detecting them, that produce reliable classification results after a relatively short time (i.e. small numbers of ERPs).
  - averaging  $\rightsquigarrow$  single-trial classification
- 2 ERPs that can be modulated by the user's voluntary shifts of **attention**

For BCI communication, we need:

- 1 ERPs, and methods for detecting them, that produce reliable classification results after a relatively short time (i.e. small numbers of ERPs).
  - averaging  $\rightsquigarrow$  single-trial classification
- 2 ERPs that can be modulated by the user's voluntary shifts of attention
  - overt attention (orientation of gaze, etc.)

For BCI communication, we need:

- 1 ERPs, and methods for detecting them, that produce reliable classification results after a relatively short time (i.e. small numbers of ERPs).
  - averaging  $\rightsquigarrow$  single-trial classification
- 2 ERPs that can be modulated by the user's voluntary shifts of attention
  - overt attention (orientation of gaze, etc.)
  - **covert** attention



Potentially useful ERP components:

- N2b (I am concentrating on this stimulus)

Potentially useful ERP components:

- N2b (I am concentrating on this stimulus) (note: some authors have referred to this as “mismatch negativity”, but now consensus applies the term MMN to a *non*-attentionally modulated component, N2a)

Potentially useful ERP components:

- N2b (I am concentrating on this stimulus) (note: some authors have referred to this as “mismatch negativity”, but now consensus applies the term MMN to a *non*-attentionally modulated component, N2a)
- P3b (that’s the stimulus I want)

Potentially useful ERP components:

- N2b (I am concentrating on this stimulus) (note: some authors have referred to this as “mismatch negativity”, but now consensus applies the term MMN to a *non*-attentionally modulated component, N2a)
- P3b (that’s the stimulus I want)
- ERN or error-related negativity (oops, that wasn’t what I wanted)

## Potentially useful ERP components:

- N2b (I am concentrating on this stimulus) (note: some authors have referred to this as “mismatch negativity”, but now consensus applies the term MMN to a *non*-attentionally modulated component, N2a)
- P3b (that’s the stimulus I want)
- ERN or error-related negativity (oops, that wasn’t what I wanted)
- ...?

# The Farwell-Donchin Speller

The Farwell-Donchin speller, or “P300 speller” was first described in

Farwell L & Donchin E (1988): Talking off the Top of your Head: toward a Mental Prosthesis Utilizing Event-Related Brain Potentials. *Electroencephalography and Clinical Neurophysiology* **70**: 510–523

# The Farwell-Donchin Speller

The Farwell-Donchin speller, or “P300 speller” was first described in

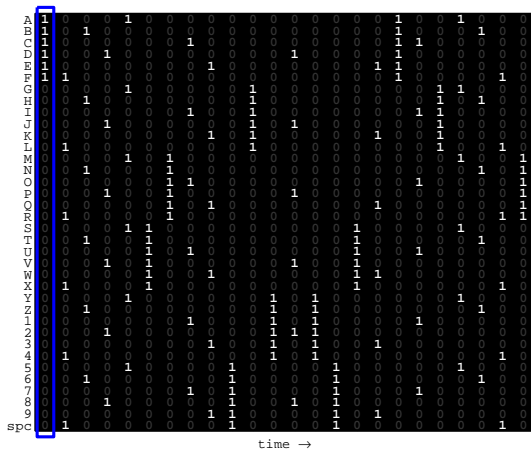
Farwell L & Donchin E (1988): Talking off the Top of your Head: toward a Mental Prosthesis Utilizing Event-Related Brain Potentials. *Electroencephalography and Clinical Neurophysiology* **70**: 510–523

Demo movie courtesy of Femke Nijboer (University of Tübingen & Fatronik, San Sebastián).

See also <http://www.youtube.com/watch?v=N1UPFpZswJk>

# The Farwell-Donchin Speller

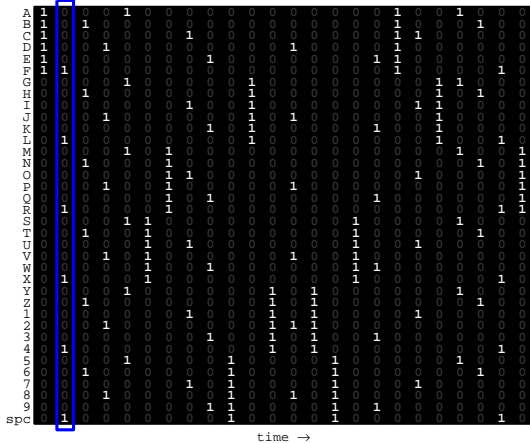
A	B	C	D	E	F
G	H	I	J	K	L
M	N	O	P	Q	R
S	T	U	V	W	X
Y	Z	1	2	3	4
5	6	7	8	9	spc





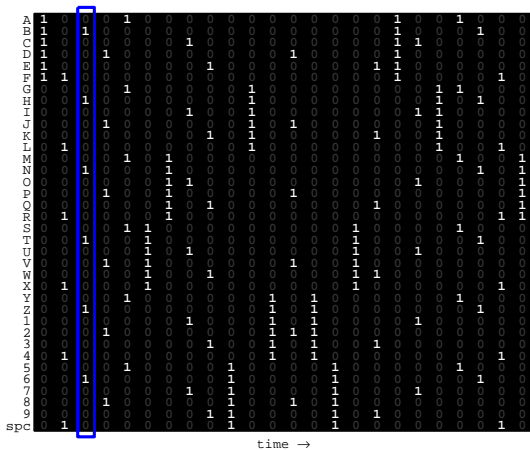
# The Farwell-Donchin Speller

A	B	C	D	E	F
G	H	I	J	K	L
M	N	O	P	Q	R
S	T	U	V	W	X
Y	Z	1	2	3	4
5	6	7	8	9	spc

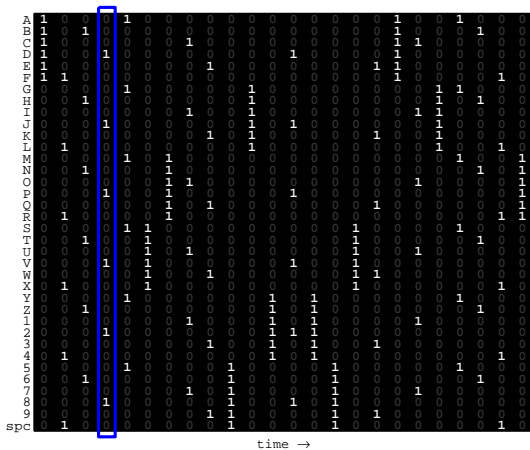


# The Farwell-Donchin Speller

A	B	C	D	E	F
G	H	I	J	K	L
M	N	O	P	Q	R
S	T	U	V	W	X
Y	Z	1	2	3	4
5	6	7	8	9	spc

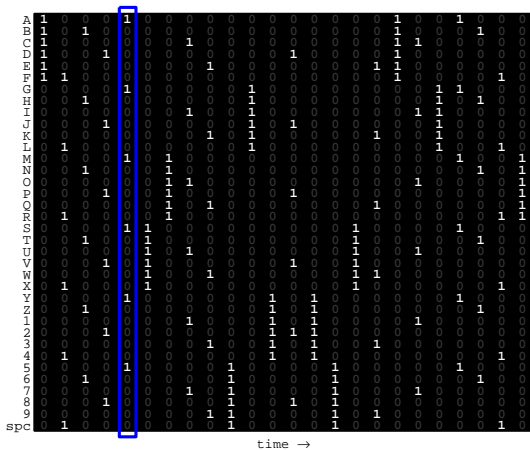


# The Farwell-Donchin Speller



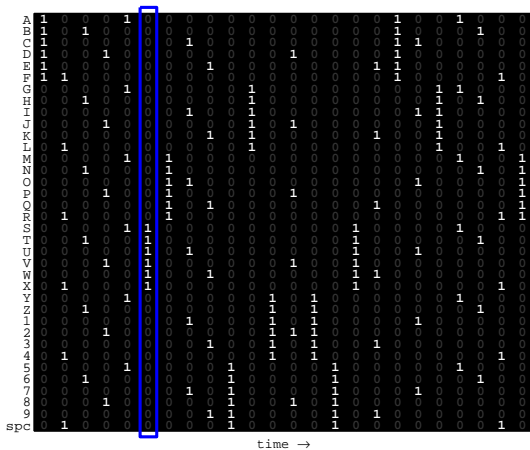
# The Farwell-Donchin Speller

A	B	C	D	E	F
G	H	I	J	K	L
M	N	O	P	Q	R
S	T	U	V	W	X
Y	Z	1	2	3	4
5	6	7	8	9	spc



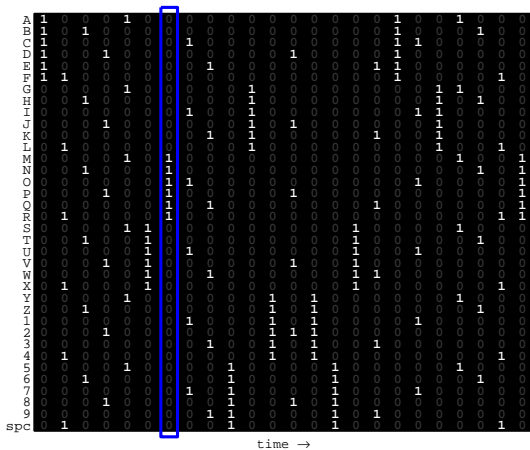
# The Farwell-Donchin Speller

A	B	C	D	E	F
G	H	I	J	K	L
M	N	O	P	Q	R
S	T	U	V	W	X
Y	Z	1	2	3	4
5	6	7	8	9	spc




# The Farwell-Donchin Speller

A	B	C	D	E	F
G	H	I	J	K	L
M	N	O	P	Q	R
S	T	U	V	W	X
Y	Z	1	2	3	4
5	6	7	8	9	spc

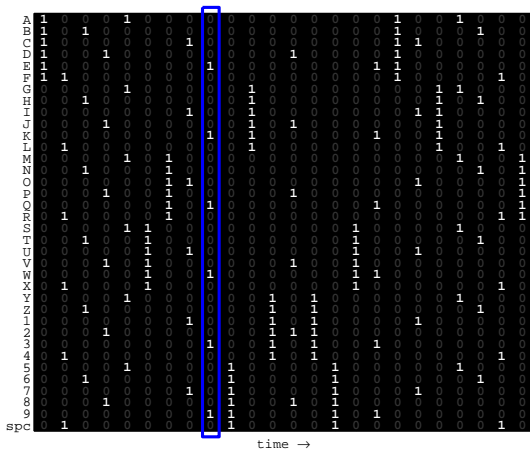


# The Farwell-Donchin Speller

A	B	C	D	E	F
G	H	I	J	K	L
M	N	O	P	Q	R
S	T	U	V	W	X
Y	Z	1	2	3	4
5	6	7	8	9	spc



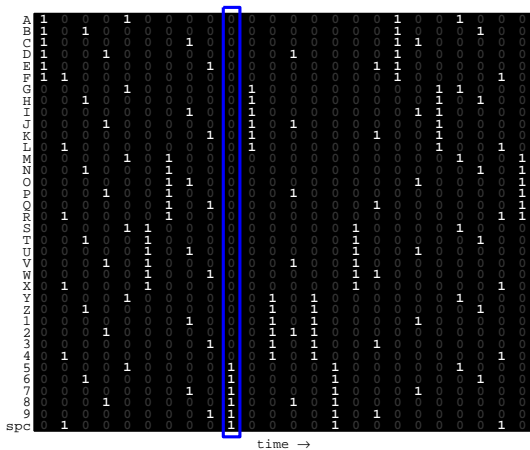
# The Farwell-Donchin Speller



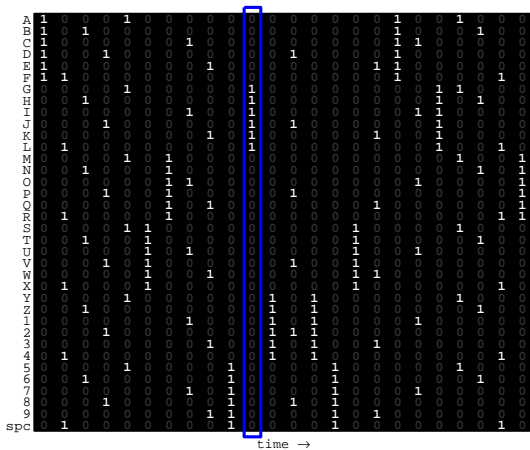



# The Farwell-Donchin Speller

A	B	C	D	E	F
G	H	I	J	K	L
M	N	O	P	Q	R
S	T	U	V	W	X
Y	Z	1	2	3	4
5	6	7	8	9	spc

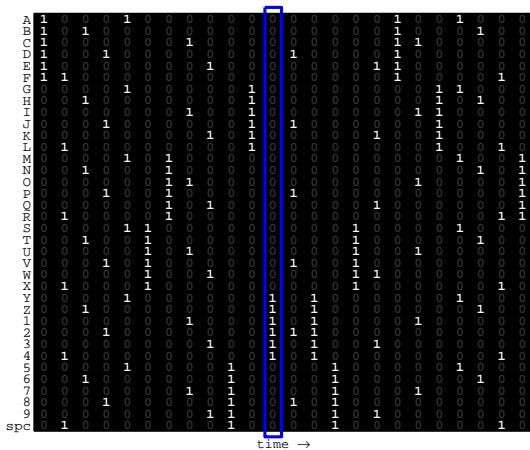


# The Farwell-Donchin Speller



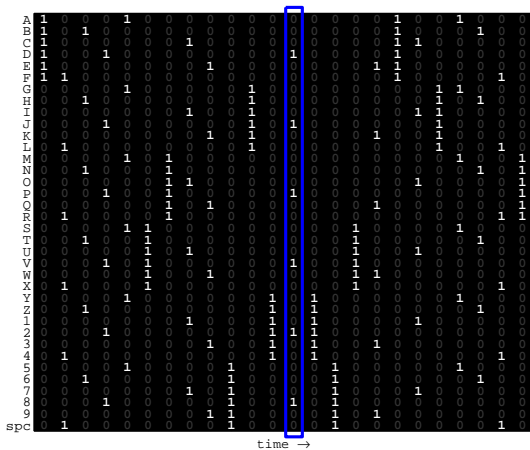
# The Farwell-Donchin Speller

A	B	C	D	E	F
G	H	I	J	K	L
M	N	O	P	Q	R
S	T	U	V	W	X
Y	Z	1	2	3	4
5	6	7	8	9	spc



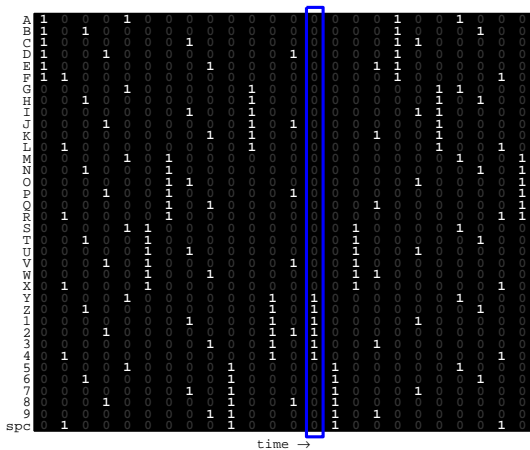
# The Farwell-Donchin Speller

A	B	C	D	E	F
G	H	I	J	K	L
M	N	O	P	Q	R
S	T	U	V	W	X
Y	Z	1	2	3	4
5	6	7	8	9	spc

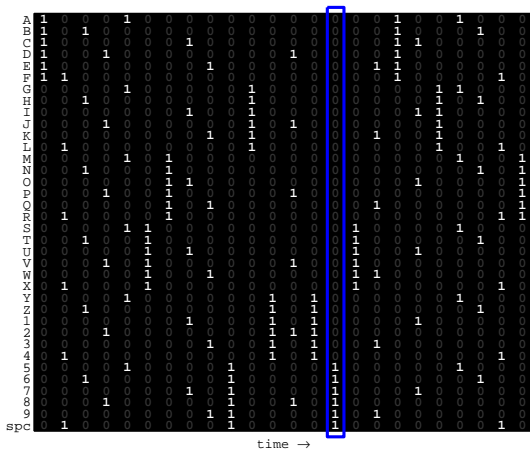



# The Farwell-Donchin Speller

A	B	C	D	E	F
G	H	I	J	K	L
M	N	O	P	Q	R
S	T	U	V	W	X
Y	Z	1	2	3	4
5	6	7	8	9	spc

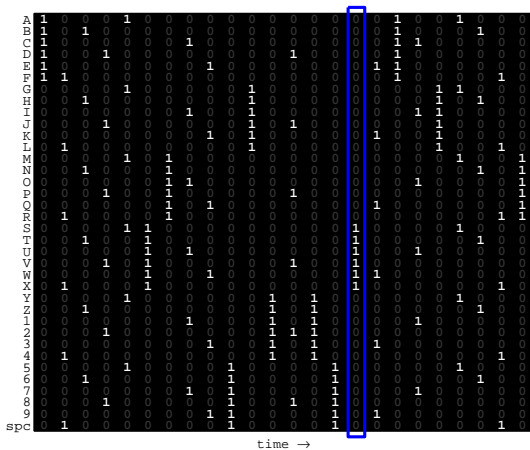


# The Farwell-Donchin Speller



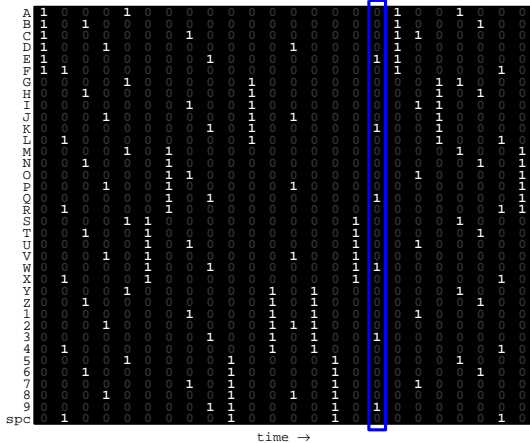
time →

# The Farwell-Donchin Speller



# The Farwell-Donchin Speller

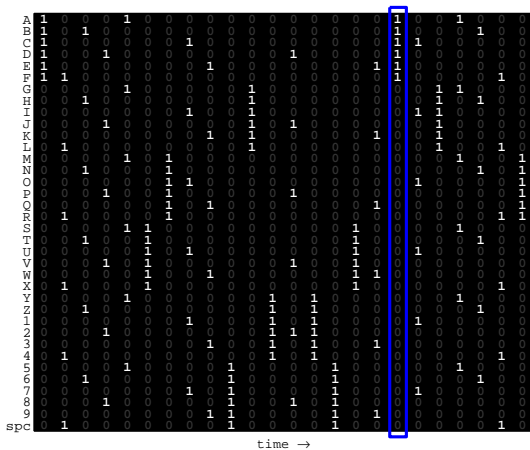
A	B	C	D	E	F
G	H	I	J	K	L
M	N	O	P	Q	R
S	T	U	V	W	X
Y	Z	1	2	3	4
5	6	7	8	9	spc





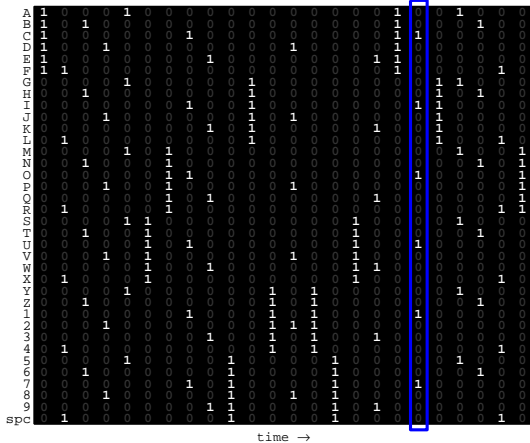
# The Farwell-Donchin Speller

A	B	C	D	E	F
G	H	I	J	K	L
M	N	O	P	Q	R
S	T	U	V	W	X
Y	Z	1	2	3	4
5	6	7	8	9	spc



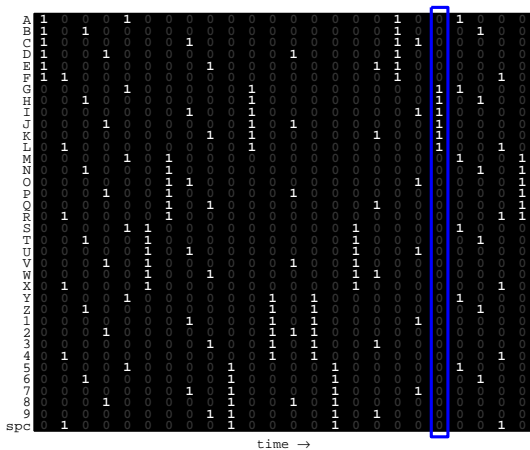
# The Farwell-Donchin Speller

A	B	C	D	E	F
G	H	I	J	K	L
M	N	O	P	Q	R
S	T	U	V	W	X
Y	Z	1	2	3	4
5	6	7	8	9	spc

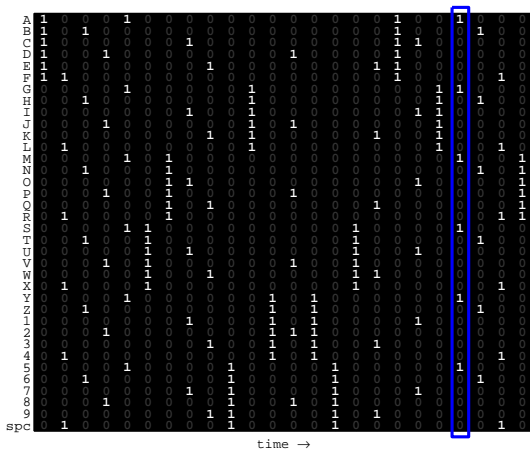


time →

# The Farwell-Donchin Speller

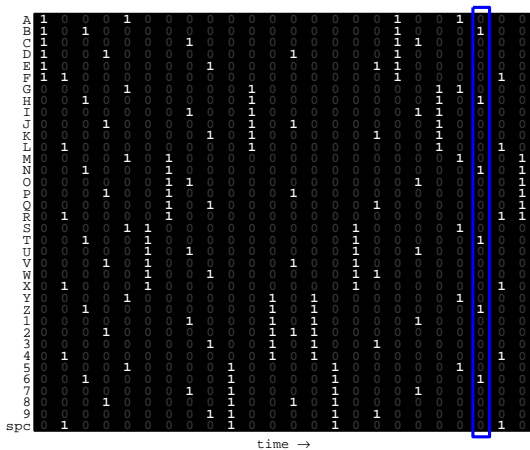


# The Farwell-Donchin Speller




# The Farwell-Donchin Speller

A	B	C	D	E	F
G	H	I	J	K	L
M	N	O	P	Q	R
S	T	U	V	W	X
Y	Z	1	2	3	4
5	6	7	8	9	spc




# The Farwell-Donchin Speller

A	B	C	D	E	F
G	H	I	J	K	L
M	N	O	P	Q	R
S	T	U	V	W	X
Y	Z	1	2	3	4
5	6	7	8	9	spc



# The Farwell-Donchin Speller



# The Farwell-Donchin Speller

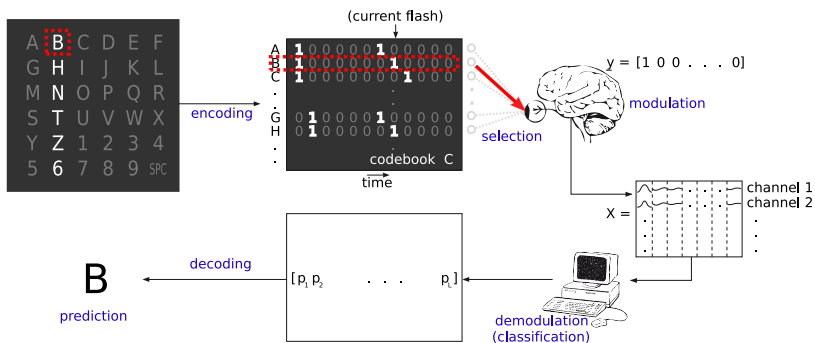


figure from Hill et al. 2009  
Advances in Neural Information Processing Systems.



# Terminology

NB: beware that any one given paper may or may not use these terms in the same way:

**Epoch:** short period (500 to 1500 msec) following each stimulus, during which we look for ERPs. If we could classify ERPs perfectly, each epoch would give us one **bit** of information.

# Terminology

NB: beware that any one given paper may or may not use these terms in the same way:

**Epoch:** short period (500 to 1500 msec) following each stimulus, during which we look for ERPs. If we could classify ERPs perfectly, each epoch would give us one **bit** of information.

**Stimulus Onset Asynchrony (SOA):** the time from the start of one stimulus event (flash) to the start of the next (sometimes **wrongly** called “inter-stimulus interval” or ISI).

# Terminology

NB: beware that any one given paper may or may not use these terms in the same way:

**Epoch:** short period (500 to 1500 msec) following each stimulus, during which we look for ERPs. If we could classify ERPs perfectly, each epoch would give us one **bit** of information.

**Stimulus Onset Asynchrony (SOA):** the time from the start of one stimulus event (flash) to the start of the next (sometimes **wrongly** called “inter-stimulus interval” or ISI).

**Subtrial** (variously also called **sequence**, **repetition**): one complete cycle of the rows and columns of the grid. If we could classify perfectly, this would be enough information to transmit any arbitrary letter.

# Terminology

NB: beware that any one given paper may or may not use these terms in the same way:

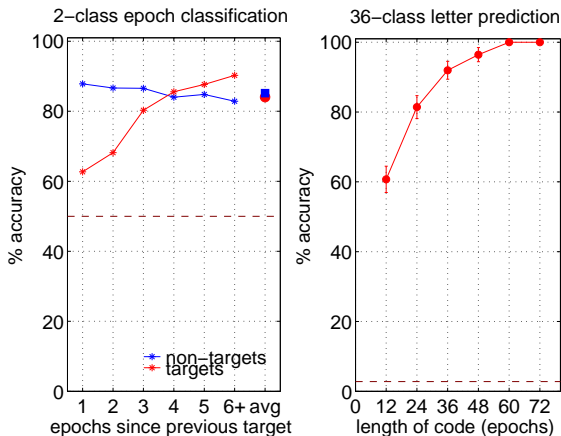
**Epoch:** short period (500 to 1500 msec) following each stimulus, during which we look for ERPs. If we could classify ERPs perfectly, each epoch would give us one **bit** of information.

**Stimulus Onset Asynchrony (SOA):** the time from the start of one stimulus event (flash) to the start of the next (sometimes **wrongly** called “inter-stimulus interval” or ISI).

**Subtrial** (variously also called **sequence**, **repetition**): one complete cycle of the rows and columns of the grid. If we could classify perfectly, this would be enough information to transmit any arbitrary letter.

**Trial:** One attempt to transmit a letter or symbol. Single ERPs, and hence single subtrials, can rarely be classified perfectly, so a trial often consists of multiple subtrials (**error-correction** by repetition).

# From Single ERPs to Symbol Prediction



Data from Hill et al. 2009,  
Advances in Neural Information Processing Systems

# Overt vs Covert Attention

Most P300-speller tests are performed with healthy subjects who look directly at (foveate) the target of interest.

# Overt vs Covert Attention

Most P300-speller tests are performed with healthy subjects who look directly at (foveate) the target of interest.

For users who can do this:

- Are we relying (partially? mostly?) on gaze-dependent features of the EEG (e.g. visual evoked potentials from areas representing the fovea)?

# Overt vs Covert Attention

Most P300-speller tests are performed with healthy subjects who look directly at (foveate) the target of interest.

For users who can do this:

- Are we relying (partially? mostly?) on gaze-dependent features of the EEG (e.g. visual evoked potentials from areas representing the fovea)?
- Would an eye-tracking system do just as well, or better?



# Overt vs Covert Attention

Most P300-speller tests are performed with healthy subjects who look directly at (foveate) the target of interest.

For users who can do this:

- Are we relying (partially? mostly?) on gaze-dependent features of the EEG (e.g. visual evoked potentials from areas representing the fovea)?
- Would an eye-tracking system do just as well, or better?

For users who cannot:

- Would the task become too difficult?

# Overt vs Covert Attention

Most P300-speller tests are performed with healthy subjects who look directly at (foveate) the target of interest.

For users who can do this:

- Are we relying (partially? mostly?) on gaze-dependent features of the EEG (e.g. visual evoked potentials from areas representing the fovea)?
- Would an eye-tracking system do just as well, or better?

For users who cannot:

- Would the task become too difficult?
- Would the system suffer interference from the evoked potentials caused by whatever the user *is* fixating?

# Overt vs Covert Attention

Most P300-speller tests are performed with healthy subjects who look directly at (foveate) the target of interest.

For users who can do this:

- Are we relying (partially? mostly?) on gaze-dependent features of the EEG (e.g. visual evoked potentials from areas representing the fovea)?
- Would an eye-tracking system do just as well, or better?

For users who cannot:

- Would the task become too difficult?
- Would the system suffer interference from the evoked potentials caused by whatever the user *is* fixating?

For anyone:

- Artefacts time-locked to the stimulus of interest will also lead to “successful” BCI performance.

# An Auditory P300 Speller

Furdea et al. 2009, Psychophysiology:  
Auditorily-presented numbers encode the rows and columns.



# BCI Design Factors Affecting Performance

- Speed (shorter SOA is faster, but leads to overlapping epochs and smaller ERPs due to refractory effects)

# BCI Design Factors Affecting Performance

- Speed (shorter SOA is faster, but leads to overlapping epochs and smaller ERPs due to refractory effects)
- Size and layout of stimulus array

Sellers E, Krusienski D, McFarland D, Vaughan T & Wolpaw J (2006): A P300 event-related potential brain-computer interface (BCI): The effects of matrix size and inter stimulus interval on performance. *Biological Psychology* **73**: 242–252.

# BCI Design Factors Affecting Performance

- Speed (shorter SOA is faster, but leads to overlapping epochs and smaller ERPs due to refractory effects)
- Size and layout of stimulus array

Sellers E, Krusienski D, McFarland D, Vaughan T & Wolpaw J (2006): A P300 event-related potential brain-computer interface (BCI): The effects of matrix size and inter stimulus interval on performance. *Biological Psychology* **73**: 242–252.

- Task difficulty (increases N2 amplitude and P3 latency) (Senkowski & Hermann 2002, Clinical Neurophysiology)

# BCI Design Factors Affecting Performance

- Speed (shorter SOA is faster, but leads to overlapping epochs and smaller ERPs due to refractory effects)
- Size and layout of stimulus array

Sellers E, Krusienski D, McFarland D, Vaughan T & Wolpaw J (2006): A P300 event-related potential brain-computer interface (BCI): The effects of matrix size and inter stimulus interval on performance. *Biological Psychology* **73**: 242–252.

- Task difficulty (increases N2 amplitude and P3 latency) (Senkowski & Hermann 2002, *Clinical Neurophysiology*)
- Attentional resources diverted elsewhere (Isreal et al. 1980, *Psychophysiology*)



# BCI Design Factors Affecting Performance

- Speed (shorter SOA is faster, but leads to overlapping epochs and smaller ERPs due to refractory effects)
- Size and layout of stimulus array

Sellers E, Krusienski D, McFarland D, Vaughan T & Wolpaw J (2006): A P300 event-related potential brain-computer interface (BCI): The effects of matrix size and inter stimulus interval on performance. *Biological Psychology* **73**: 242–252.

- Task difficulty (increases N2 amplitude and P3 latency) (Senkowski & Hermann 2002, *Clinical Neurophysiology*)
- Attentional resources diverted elsewhere (Isreal et al. 1980, *Psychophysiology*)
- Codebook (temporal *and* spatial effects: Hill et al. 2009, *Advances in Neural Information Processing Systems*)

# BCI Design Factors Affecting Performance

- Speed (shorter SOA is faster, but leads to overlapping epochs and smaller ERPs due to refractory effects)
- Size and layout of stimulus array

Sellers E, Krusienski D, McFarland D, Vaughan T & Wolpaw J (2006): A P300 event-related potential brain-computer interface (BCI): The effects of matrix size and inter stimulus interval on performance. *Biological Psychology* **73**: 242–252.

- Task difficulty (increases N2 amplitude and P3 latency) (Senkowski & Hermann 2002, *Clinical Neurophysiology*)
- Attentional resources diverted elsewhere (Isreal et al. 1980, *Psychophysiology*)
- Codebook (temporal *and* spatial effects: Hill et al. 2009, *Advances in Neural Information Processing Systems*)
- Stimulus type (Martens et al. 2009, *Journal of Neural Engineering*)

# Summary

ERPs are electrical signals which can be measured as peaks and troughs in the EEG.

# Summary

ERPs are electrical signals which can be measured as peaks and troughs in the EEG.

Their appearance is correlated in time with some stimulus event.

# Summary

ERPs are electrical signals which can be measured as peaks and troughs in the EEG.

Their appearance is correlated in time with some stimulus event.

Each ERP component has a characteristic latency, shape and scalp distribution.

# Summary

ERPs are electrical signals which can be measured as peaks and troughs in the EEG.

Their appearance is correlated in time with some stimulus event.

Each ERP component has a characteristic latency, shape and scalp distribution.

Some ERP components' amplitude and latency can be influenced by endogenous factors (e.g. attentional state, arousal level, intentions, expectations) as well as exogenous factors (stimulus characteristics).

# Summary

ERPs are electrical signals which can be measured as peaks and troughs in the EEG.

Their appearance is correlated in time with some stimulus event.

Each ERP component has a characteristic latency, shape and scalp distribution.

Some ERP components' amplitude and latency can be influenced by endogenous factors (e.g. attentional state, arousal level, intentions, expectations) as well as exogenous factors (stimulus characteristics).

They can be extracted best by time-locked averaging of the voltage signal from a large numbers of epochs.

# Summary

ERPs are electrical signals which can be measured as peaks and troughs in the EEG.

Their appearance is correlated in time with some stimulus event.

Each ERP component has a characteristic latency, shape and scalp distribution.

Some ERP components' amplitude and latency can be influenced by endogenous factors (e.g. attentional state, arousal level, intentions, expectations) as well as exogenous factors (stimulus characteristics).

They can be extracted best by time-locked averaging of the voltage signal from a large numbers of epochs.

However, classification of small numbers of these epochs is also possible, leading to applications in brain-computer interfacing.



# Summary

ERPs are electrical signals which can be measured as peaks and troughs in the EEG.

Their appearance is correlated in time with some stimulus event.

Each ERP component has a characteristic latency, shape and scalp distribution.

Some ERP components' amplitude and latency can be influenced by endogenous factors (e.g. attentional state, arousal level, intentions, expectations) as well as exogenous factors (stimulus characteristics).

They can be extracted best by time-locked averaging of the voltage signal from a large numbers of epochs.

However, classification of small numbers of these epochs is also possible, leading to applications in brain-computer interfacing.

The most closely studied of these is the Farwell-Donchin speller, exploiting the user's (overt and covert) attention to one out of a set of visual stimuli.