

STAR-JET INTERACTIONS AND GAMMA-RAY OUTBURSTS FROM 3C454.3

D.V. KHANGULYAN¹, M.V. BARKOV^{2,3}, V. BOSCH-RAMON⁴, F.A. AHARONIAN^{5,2}, A.V. DORODNITSYN^{6,7}

¹Institute of Space and Astronautical Science/JAXA, 3-1-1 Yoshinodai, Chuo-ku, Sagamihara, Kanagawa 252-5210, Japan,

²Max-Planck-Institut für Kernphysik, Saupfercheckweg 1, D-69117 Heidelberg, Germany

³Space Research Institute RAS, 84/32 Profsoyuznaya Street, Moscow, 117997, Russia

⁴Departament d'Astronomia i Meteorologia, Institut de Ciències del Cosmos (ICC), Universitat de Barcelona (IEEC-UB), Martí i Franquès, 1, E08028, Barcelona, Spain

⁵Dublin Institute for Advanced Studies, 31 Fitzwilliam Place, Dublin 2, Ireland

⁶Laboratory for High Energy Astrophysics, NASA Goddard Space Flight Center, Code 662, Greenbelt, MD, 20771, USA

⁷Department of Astronomy/CRESST, University of Maryland, College Park, MD 20742, USA

Draft version May 28, 2013

Abstract

We propose a model to explain the ultra-bright GeV gamma-ray flares observed from the blazar 3C454.3. The model is based on the concept of a relativistic jet interacting with compact gas condensations produced when a star (red giant) crosses the jet close to the central black hole. The study includes an analytical treatment of the evolution of the envelop lost by the star within the jet, and calculations of the related high-energy radiation. The model readily explains the day-long, variable on timescales of hours, GeV gamma-ray flare from 3C454.3, observed during November 2010 on top of a weeks-long plateau. In the proposed scenario, the plateau state is caused by a strong wind generated by the heating of the star atmosphere by nonthermal particles accelerated at the jet-star interaction region. The flare itself could be produced by a few clouds of matter lost by the red giant after the initial impact of the jet. In the framework of the proposed scenario, the observations constrain the key model parameters of the source, including the mass of the central black hole: $M_{\text{BH}} \simeq 10^9 M_{\odot}$, the total jet power: $L_j \simeq 10^{48} \text{ erg s}^{-1}$, and the Doppler factor of the gamma-ray emitting clouds, $\delta \simeq 20$. Whereas we do not specify the particle acceleration mechanisms, the potential gamma-ray production processes are discussed and compared in the context of the proposed model. We argue that synchrotron radiation of protons has certain advantages compared to other radiation channels of directly accelerated electrons.

Subject headings: Gamma rays: galaxies - Galaxies: jets - Radiation mechanisms: non-thermal

1. INTRODUCTION

3C454.3 is a powerful flat-spectrum radio quasar located at a redshift $z_{\text{rs}} = 0.859$. This source is very bright in the GeV energy range; during strong flares, its apparent (isotropic) luminosity can reach $L_{\gamma} \gtrsim 10^{50} \text{ erg s}^{-1}$ (e.g. Striani et al. 2010; Ackermann et al. 2010; Vercellone et al. 2011; Abdo et al. 2011). The mass of the central black hole (BH) in 3C454.3 is estimated in the range $M_{\text{BH}} \approx (0.5 - 4) \times 10^9 M_{\odot}$ (Gu et al. 2001; Bonnoli et al. 2011). This implies an Eddington luminosity $L_{\text{Edd}} \approx (0.6 - 5) \times 10^{47} \text{ erg s}^{-1}$, which is several orders of magnitude below L_{γ} . Although the large gap within L_{Edd} and L_{γ} is naturally explained by relativistic Doppler boosting, the estimates of the jet power during these flares appear, in any realistic scenario, close to or even larger than the Eddington luminosity (Bonnoli et al. 2011). Being quite extreme, "super-Eddington" jets cannot be nevertheless excluded for accreting black holes with very high accretion rates but low radiation efficiencies. Although 3C454.3 is an exceptional case (e.g. discussion in Bonnoli et al. 2011), data from other objects provide additional evidence in favor of jets with super-Eddington mechanical power (López-Corredoira & Perucho 2012).

The GeV emission from 3C454.3 is highly erratic, with variability timescales as short as 3 hr, as reported, in particular, for the December 2009 flare (Ackermann et al. 2010). The most spectacular flare regarding both variability and gamma-ray luminosity was observed in November 2010 by *AGILE* and *Fermi*/LAT (Vercellone

et al. 2011; Abdo et al. 2011) telescopes. During this high state, with the most active phase lasting for 5 days, the apparent luminosity in GeV achieved $L_{\gamma} \approx 2 \times 10^{50} \text{ erg s}^{-1}$. Around the flare maximum, the rising time was $t_r \approx 4.5 \text{ hr}$, and the decay time, $t_f \approx 15 \text{ hr}$. The detection of photons with energies up to $\approx 30 \text{ GeV}$, the short variability, and the contemporaneous X-ray flux constrain the Doppler boosting of the emitter to $\delta_{\text{min}} \gtrsim 16$ to avoid severe internal $\gamma\gamma$ absorption in the X-ray radiation field (Abdo et al. 2011).

A remarkable feature of the gamma-ray emission from 3C454.3 is the so-called plateau phase revealed during the bright flare in 2010. It is characterized by a long-term brightening of the source, a few weeks before the appearance of the main flare. Such plateau states have been observed by *Fermi*/LAT for three flares (e.g. Ackermann et al. 2010; Abdo et al. 2011), with the plateau emission being about an order of magnitude fainter than that of the main flare.

Remarkably, the rapid gamma-ray variability of 3C454.3 is accompanied by an activity at lower energies. The simultaneous multiwavelength observations of the source during flares have revealed a strong correlation with optical and X-rays. It has been interpreted as evidence that the gamma-ray source is located upstream from the core of the 43 GHz radio source, which is at a distance $z < \text{few pc}$ from the central BH (see, e.g., Jorstad et al. 2010, 2012; Wehrle et al. 2012).

Over the recent years, several works have attempted to explain the flaring gamma-ray activity of 3C454.3 within the framework of the standard synchrotron self-

Compton (SSC) or external inverse-Compton (EIC) models (Katarzyński & Ghisellini 2007; Ghisellini et al. 2007; Sikora et al. 2008; Bonoli et al. 2011). In the SSC scenario, it is possible to reproduce the spectral energy distribution (SED) from optical wavelengths to gamma-rays. In these models most of the jet power is (unavoidably) carried by protons, and only a small fraction is contained in relativistic electrons and the magnetic field. The required proton-to-Poynting flux ratio of $L_p/L_B \sim 100$ is quite large. Such a configuration would be hard to reconcile, at least in the gamma-ray emitting region close to the central BH, with an undisturbed jet which is launched by the Blandford-Znajek (Blandford & Znajek 1977) type (BZ) process, in which the luminosity of the jet is dominated by Poynting flux and the jet consists of e^\pm -pairs (see also Ruffini & Wilson 1975; Lovelace 1976). In this regard we should mention that recent relativistic magnetohydrodynamical (MHD) simulations of jet acceleration yield much less efficiency of conversion of the magnetic energy into bulk motion kinetic energy; these calculations (Komissarov et al. 2007, 2009; Tchekhovskoy et al. 2010) predict a quite modest ratio $(L_p + L_{e^\pm})/L_B \lesssim 4$.

As stars and clumpy matter are expected to be present in the jet surroundings, they could be behind the powerful gamma-ray events in AGN (see, e.g., a discussion in Bosch-Ramon et al. 2012). In particular, a red giant (RG) can enter into the jet, lose its external layers, and in this way generate a strong perturbation inside the jet. This perturbation can accelerate particles and produce high-energy radiation.

The jet-RG interaction (JRGI) scenario has been invoked to explain the day-scale flares in the nearby non-blazar type AGN M87 (Barkov et al. 2010). It has been applied also to the TeV blazar PKS 2155–304 (Barkov et al. 2012a) to demonstrate that the jet-driven acceleration of debris from the RG atmosphere can explain ultra-fast variability of very high-energy gamma-ray emission on timescales as short as $\tau \sim 200$ s. A distinct feature of the JRGI scenario is the high magnetization ($L_B/L_{p,e} \gg 1$) of the relativistic flows located at sub-parsec distances, where the gamma-ray production supposedly takes place. Although the strong magnetic field, $B \geq 10$ G, dramatically reduces the efficiency of the inverse Compton scattering of electrons, it opens an alternative channel of gamma-ray production through synchrotron radiation of protons (Aharonian 2000; Mücke & Protheroe 2001). The latter can be effectively realized only in the case of acceleration of protons to the highest possible energies, up to 10^{20} eV. Thus the second (somewhat “hidden”) requirement of this model is a very effective acceleration of protons with a rate close to the theoretical limit dictated by the classical electrodynamics (Aharonian et al. 2002). Although somewhat speculative, this condition does agree with rather model-independent (derived from first principles) arguments that the relativistic jets in AGN present the best candidate sites of production of the highest energy cosmic rays (Aharonian et al. 2002; Lemoine & Waxman 2009). The large magnetic field and acceleration of protons to the highest possible energies, coupled with strong Doppler boosting in relativistic outflows, not only provide an extension of the gamma-ray spectra up to TeV energies, but also provide variability as short as 1 h (Aha-

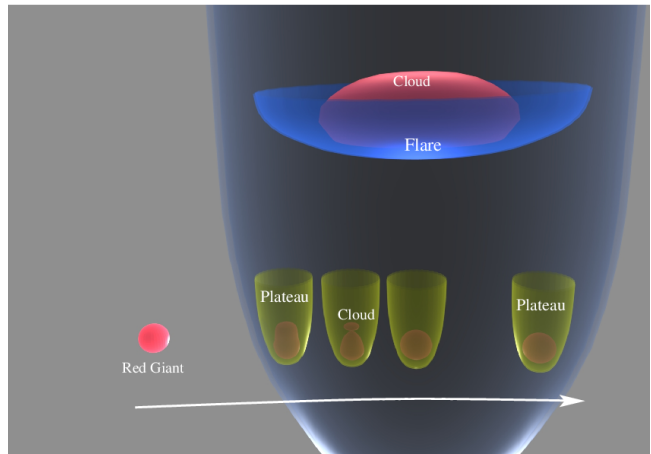


FIG. 1.— Sketch for the JRGI scenario, in which a star moving from left to right penetrates into the jet. The star external layers are shocked and carried away, and a cometary tail, origin of the plateau emission, forms. The acceleration and expansion of the bigger clouds from the initially blown-up external layers of the star would lead to the main flare.

ronian 2000).

It is interesting to note that also inverse Compton models can be accommodated, at least in principle, in the JRGI scenario. Moreover, unlike most of the leptonic models of powerful blazars, in which the requirement of a very low magnetic field, implying a deviation from the equipartition condition by orders of magnitude, generally is not addressed and explained, the JRGI scenario can offer a natural way for leptonic models to be effective assuming that the gamma-ray emission is produced through the inverse Compton scattering in shocked clouds originally weakly magnetized (see Barkov et al. 2012b).

In this work, we show that the JRGI scenario gives a viable mechanism for the explanation of the flares seen in 3C454.3. We also argue that within this model the plateau state can form due to the interaction of the jet with a stellar wind excited by nonthermal (accelerated) particles that penetrate into the red giant atmosphere. Given its extreme nature and importance, we will use the very powerful GeV flare of 3C454.3 occurred in November 2010 as a template for our interpretation. We will show that this active period of 3C454.3, consisting of a day-long flares with variability as short as a few hours on top of a weeks-long plateau state, can be explained by the interaction of a RG with the jet relatively close to the central black hole.

2. STAR-JET INTERACTION SCENARIO

The possibility that some exceptional flares in AGN may originate from star-jet interactions has been proposed and discussed in our recent papers (Barkov et al. 2010, 2012a,b). In this work we explore the question whether the extremely bright and short gamma-ray flares detected by the *Fermi* Large Area Telescope (*Fermi*/LAT) from 3C454.3 in November 2010 can be explained by this model. It is important to note that these flares provide us information of exceptional quality concerning both the temporal behavior of the source and its energy spectrum. In this regard we should note that the operation of *Fermi*/LAT in scanning mode allows continuous monitoring of the source, so its temporal

behavior can be studied without interruptions, including the pre- and post-flare epochs. Before considering the case of 3C454.3, in this section we discuss different implications of the JRGI scenario regarding the general temporal structure of the active phase in a blazar-type AGN.

When a star enters into an AGN jet, some stellar material is expected to be released inside the jet flow, eventually forming a population of blobs that will be accelerated by the jet ram pressure. During this process, depending on the local magnetic fields, different types of shocks and plasma waves can be produced and propagate through both the jet material and the blobs. These waves may accelerate particles to relativistic energies the interaction of which with the ambient radiation and magnetic fields would result in a broadband nonthermal emission. Generally the properties of this emission depend on the specifics of the acceleration and radiation mechanisms and the details of the target fields. However, in the case of extremely effective particle acceleration and radiation, i.e. when the corresponding acceleration and radiative cooling times are shorter than other timescales characterizing the dynamics of the system (a mandatory condition given the enormous luminosity of the emission), the lightcurve of the emission will be essentially determined by the jet/blob interaction model.

In the *fast cooling regime*, the proper intensity of the nonthermal emission, i.e. the intensity in the blob co-moving reference frame, is proportional to the energy released at the jet-blob interface. This energy release can be characterized by a simple dynamical model, which describes the acceleration of the blob by the jet ram pressure. In this model there are just a few relevant parameters that describe the basic properties of the jet and the blob: the jet ram pressure (P_j) and bulk Lorentz factor (Γ_j), and the blob mass (M_b) and radius (r_b ; or, equivalently, its cross-section: $S_b = \pi r_b^2$) (for details, see Barkov et al. 2012a). The time dependence of the intensity of the jet/blob interaction corrected for the Doppler boosting can be treated as a first-order approximation for the radiation lightcurve.

There are several important stages in the JRGI scenario that may have an important impact on the observed lightcurve of radiation: (i) first, the removal of the star external layers; (ii) the formation of a cloud from the removed stellar material, which under the jet impact suffers heating and expansion, and eventually fragments into a set of smaller blobs¹; (iii) the acceleration of the blobs in the direction of the jet flow to a Lorentz factor equal or smaller than the jet Lorentz factor. The intensity of the nonthermal processes associated with the blob motion has a strong time dependence. At the start of the acceleration of the blob, its Lorentz factor is modest, yielding a small (but growing with time) boosting of the flux. At later stages, when the blob Lorentz factor approaches the Lorentz factor of the jet, the radiation intensity decreases because of the weakening of the jet-blob interaction. According to the results obtained in Barkov et al. (2012a) in the fast cooling limit, the maximum of the apparent luminosity, accounting for the

Doppler boosting of the emission, occurs when the blob bulk Lorentz factor achieves $\Gamma_b \sim 0.8\Gamma_j$.

During the penetration of the star into the jet, strong shocks are induced in the stellar atmosphere and a significant part of the envelop can be removed. Although the details of this process might be very complicated and depend on the radial density profile of the star and the structure of the jet outer boundary, here, for simplicity, we assume an instantaneous penetration. To a certain extent, this simplification is justified by the stellar proper motion, which is expected to be faster than the initially induced shock waves. Nevertheless, independent of the details of the star penetration, one can expect that when the star is fully within the jet, a dense cloud will be released. Later, as the cloud propagates through the jet, the star may still release an intense wind or a sequence of small clouds due to ablation of the stellar atmosphere by the jet.

The mass of the cloud ΔM formed at the initial stage can be estimated by comparing the jet ram pressure,

$$P_0 \simeq \frac{L_j}{c\pi\omega_0^2} \quad (1)$$

with the gravitational force. Here, ω_0 is the jet cross-section at the star crossing height. This gives the following estimate:

$$\Delta M = \frac{\pi P_0 R_*^4}{GM_*} \quad (2)$$

where M_* and R_* are the RG mass and radius, respectively.

The absolute upper limit on the continuous mass-loss rate can be estimated comparing the energy flux density of the jet $q_0 = L_j/\pi\omega_0^2$ and the gravitational force work density for removing matter from the stellar surface $q_{hd} = \rho v GM_*/R_* = \dot{M} GM_*/(\pi R_*^3)$. The maximum continuous mass ejection from the star is

$$\dot{M} = \frac{c\pi P_0 R_*^3}{GM_*}. \quad (3)$$

A more precise estimate of this rate requires a detailed study of the interaction process, which is out of the scope of this paper. Nevertheless, in Sect. 3.2 we discuss whether a sufficiently strong stellar wind can be excited by the penetration of nonthermal (accelerated) particles.

Since the initial size of the expelled cloud should be comparable to the size of the star, it is possible to estimate the cloud expansion time as $t_{\text{exp}} \propto 2R_*/c_s$, where c_s is the sound speed of the shocked material: $c_s \approx [(4\pi R_*^3/3)\gamma_g P_0/M_c]^{1/2}$. The cloud expansion time is

$$t_{\text{exp}} \approx A_{\text{exp}} \left(\frac{M_c}{\gamma_g R_* P_0} \right)^{1/2}, \quad (4)$$

where $\gamma_g = 4/3$ is the plasma adiabatic coefficient, and A_{exp} is a constant of about a few (Gregori et al. 2000; Nakamura et al. 2006; Pittard et al. 2010; Bosch-Ramon et al. 2012). According to the RHD simulation by Bosch-Ramon et al. (2012), a value of 1.5 can be adopted for A_{exp} .

The blob acceleration occurs on a timescale of (see e.g.

¹ Throughout the paper we will use the subscripts “c”, “b”, and “0” to characterize the parameters of the initially formed cloud, of the blob, and of the jet at the star crossing height, respectively.

Barkov et al. 2012a)

$$t_{\text{acc}} \approx \begin{cases} \frac{z_0}{c} & \text{if } D < 1 \\ \frac{z_0}{c} \frac{1}{D} & \text{if } D > 1. \end{cases} \quad (5)$$

The D -parameter that will be often used in the paper has a simple meaning. It is a dimensionless inverse mass of the blob:

$$D \equiv \frac{P_0 \pi r_b^2 z_0}{4c^2 M_b \Gamma_0^3}. \quad (6)$$

The above timescale corresponds to the blob acceleration in the laboratory reference frame. However, since the blob gets accelerated towards the observer, the emission delay, as seen by the observer, should be approximately corrected by a factor of $1/(2\Gamma_0^2)$. Thus, the observed peak of the emission should be delayed by a time interval of

$$\Delta t = t_{\text{exp}} + t_{\text{acc}}/(2\Gamma_0^2). \quad (7)$$

There are some uncertainties in this equation. In particular, for $D < 1$, the blobs can travel a distance comparable to z and the jet properties at the dominant emission blob location may differ significantly from the blob formation site. Thus, the detailed evolution of the emitter can only be addressed properly through numerical modeling. However, despite the adopted simple approach, some important conclusions can be derived. Namely, given the dependence of the two components at the RHS of equation (7) on the stellar material mass ($M_c^{1/2}$ and M_b , respectively), the radiation associated with the heavy cloud expelled first will be delayed with respect to the emission produced by lighter clouds formed later.

The emission produced by lighter clouds allows an estimation of the time required for the star to cross the jet. Once the star enters into the jet, the process of jet-star interaction should proceed steadily, with the production of these lighter clouds being roughly constant on average. Thus, the whole duration of the light cloud-associated emission, if observed, can be taken as a direct measurement of the jet crossing time $t_0 \approx 2\omega_0/V_{\text{orb}}$, where $V_{\text{orb}} \lesssim \sqrt{2GM_{\text{BH}}/z_0}$ is the star velocity. This yields the following relation:

$$t_0 \gtrsim \sqrt{2} \frac{\omega_0 z_0^{1/2}}{c r_g^{1/2}}, \quad (8)$$

where r_g is the BH gravitational radius. Adopting the paradigm of magnetically-accelerated jets (see Appendix, equations (A2 – A4)), it is possible to derive a very simple expression for this timescale:

$$t_0 \gtrsim 2^{3/2} z_0/c. \quad (9)$$

In this way, the duration of the jet-star interaction is determined by the interaction distance from the central BH.

The physical properties of the emitting blobs determine the available energetics and the maximum flux reachable in the considered scenario. In the blob comoving frame, the jet-star interface energy flux is defined by

$$q_b = \left(\frac{1}{\Gamma_b^2} - \frac{\Gamma_b^2}{\Gamma_j^4} \right) \frac{cP_j}{4}. \quad (10)$$

Assuming a fixed efficiency ξ in the blob reference frame for the transfer of jet power to nonthermal gamma rays (where $\xi \ll 1$), and correcting for Doppler boosting, one can estimate the luminosity of a blob:

$$L_\gamma = 4\xi c F_e P_0 \Gamma_0^2 \pi r_b^2, \quad (11)$$

where the correction function F_e depends on time; or, equivalently, on the blob location in the jet (for a mathematical definition of this function, see Appendix, equation B8). We note that the structure of the jet, i.e., the dependence of the jet Lorentz factor on z , determines the actual dependence of F_e on z (see also Appendix for details).

The maximum value of F_e monotonically depends on the D parameter, approaching a value of 0.4 if $D \gtrsim 1$ and being ~ 0.1 for $D = 0.1$. This relatively weak dependence allows us to derive the maximum blob luminosity. Also it is possible to obtain an estimate of the total energy emitted by a blob or an ensemble of sub-blobs as a result of the fragmentation of the original cloud ($M_c = \sum M_b$),

$$E_\gamma \simeq 8\xi \bar{F}_e M_b/c^2 \Gamma_0^3, \quad (12)$$

which accounts for the total energy transferred by the jet to a blob during the acceleration process, $M_b c^2 \Gamma_0$, and for the anisotropy of the emission due to relativistic effects represented by the factor Γ_0^2 (see Appendix B, in particular equation B9, for details).

3. THE NOVEMBER 2010 FLARE

3.1. General structure of the active phase

The total apparent energy of the GeV gamma-ray radiation detected during the flare observed from 3C454.3 in November 2010 was about $E_{\text{tot}} \approx L_\gamma \Delta t/(1+z_{\text{rs}}) \approx 2.3 \times 10^{55}$ erg. The exceptionally high flux during this period allows the derivation of a very detailed lightcurve, as seen from Figure 1 in Abdo et al. (2011). The nonthermal activity lasted for $t_{\text{full}} \sim 80$ days. The onset of the activity period was characterized by a plateau stage. During the first $t_{\text{pl}} \sim 13$ days, a rather steady flux was detected, with an apparent luminosity $L_{\text{pl}} \approx 10^{49}$ erg s $^{-1}$. The plateau stage was followed by an exceptionally bright flare, the total duration which was $t_{\text{fl}} \sim 5$ days, with a rise time of $t_{\text{r}} \sim 4.5$ h. The maximum flux reached was 7×10^{-5} ph cm 2 s $^{-1}$, which corresponds to a luminosity of $L_\gamma \simeq 2 \times 10^{50}$ erg s $^{-1}$. The final stage of the flare phase was characterized by variable emission with a flux approximately a factor of ~ 5 weaker than the main flare, but still a factor of ~ 2 above the plateau level.

The observed luminosity of the plateau phase allow us to determine a lower limit on the star mass-loss rate, which can be derived by differentiating equation (12):

$$\dot{M}_* \approx 10^{23} L_{\text{pl},49} \xi^{-1} \Gamma_{0,1.5}^{-3} \text{ g s}^{-1}, \quad (13)$$

where $L_{\text{pl},49} = L_{\text{pl}}/10^{49}$ erg s $^{-1}$. Comparing this requirement to equation (3), it is easy to see that for typical parameters of RG stars, equation (13) represents a modest (a few percent) of the maximum possible mass-loss rate. In Sect. 3.2 we will return to this issue.

To evaluate the feasibility of the JRGI scenario for the 3C454.3 main flare, it is necessary to check whether the flux, the total energy release, and the flare delay with

respect to the onset of the plateau, are well described by equations (7), (11), and (12) for a reasonable choice of jet/star properties. For example, equation (11) can be rewritten as

$$P_0 = 8 \times 10^3 F_{e,\max}^{-1} L_{\gamma,50} \Gamma_{0,1.5}^{-2} S_{b,32}^{-1} \xi^{-1} \text{ erg cm}^{-3}, \quad (14)$$

where $L_{\gamma,50}$ is the peak luminosity of the flare normalized to $10^{50} \text{ erg s}^{-1}$, and $S_{b,32} = \pi r_b^2 / 10^{32} \text{ cm}^2$ the blob cross-section.

A total energy budget of the flare of $\sim 2 \times 10^{55} \text{ erg}$ is feasible, according to equation (12), if

$$M_{c,30} \Gamma_{0,1.5}^3 \approx \frac{0.04 E_{\gamma,55}}{\xi F_e} \approx \frac{0.1}{\xi F_e}, \quad (15)$$

where $M_{c,30} = M_c / 10^{30} \text{ g}$ is the mass of the blown up RG envelop (i.e. the initially formed cloud). This requirement appears to be very close to the one provided by equation (2), where the jet ram pressure is now substituted using equation (14):

$$M_{c,\max} \approx \frac{5 \times 10^{29}}{F_{e,\max}} R_{*,2}^4 M_{*,0}^{-1} L_{\gamma,50} \Gamma_{0,1.5}^{-2} S_{b,32}^{-1} \text{ g}, \quad (16)$$

where $R_{*,2} = R_* / 10^2 R_\odot$ and $M_{*,0} = M_* / M_\odot$, respectively.

The second term in equation (7) is expected to be short compared to the duration of the plateau phase, even for $D \sim 0.1$, and thus the duration of the initial plateau phase constrains the expansion time (see equation (4)):

$$t_{\text{exp}} \approx 5.4 \times 10^6 F_{e,\max}^{1/2} \xi^{1/2} \times M_{c,30}^{1/2} R_{*,2}^{-1/2} L_{\gamma,50}^{-1/2} \Gamma_{0,1.5} S_{b,32}^{1/2} \text{ s}. \quad (17)$$

Abdo et al. (2011) found that the emission of the main flare consisted of 5 components (see Figure 2 in that work): a nearly steady contribution, like a smooth continuation of the plateau emission, and 4 sub-flares of similar duration and energetics. Although the uniqueness of such a fit is not statistically assessed, it looks a good empirical description of the data. In the framework of the JRGI scenario, such a description is very natural. The steady component would be attributed to light clouds, continuously ejected by the star, and the four sub-flares would correspond to much heavier blobs formed out of the blown-up stellar envelop during the initial stage. On the other hand, the decomposition of the main flare in four sub-flares implies a strict limitation on the variability timescale. The flare rise/decay timescales should be longer than the blob light crossing time corrected for the Doppler boosting. Since the shortest variability scale was $\sim 5h / (1 + z_{\text{rs}}) \sim 10^4 \text{ s}$, the maximum possible size of the emitting blobs can be estimated as:

$$r_b \approx 10^{16} \Gamma_{0,1.5} \text{ cm}. \quad (18)$$

If the jet is magnetically driven, this size constraint can be expressed through the mass of the central BH (see equation A2):

$$\frac{r_b}{\omega} < 0.5 M_{\text{BH},9}^{-1}, \quad (19)$$

which is restrictive only in the case of $M_{\text{BH},9} \gg 1$. For $M_{\text{BH},9} \lesssim 1$, the blobs can cover the entire jet without violating the causality constraint.

In summary, if the flare detected with *Fermi*/LAT was produced by an RG entering into the jet, the jet properties should satisfy equations (14), (15) and (17), which correspond to the restrictions imposed by the flux level, total energy release, and the duration of the plateau stage, respectively. Interestingly, this set of equations allows the derivation of a *unique* solution, which can constrain all the key parameters through the value of the D parameter:

$$P_0 = 3 \times 10^6 \frac{F_{e,\max}^{1.5} D^{1.5}}{\bar{F}_e^{2.5} \xi z_{0,17}^{1.5}} \text{ erg cm}^{-3}, \quad (20)$$

$$M_c = 4M_b = 5 \times 10^{30} \frac{F_{e,\max}^{1.5} D^{1.5}}{\bar{F}_e^{2.5} \xi z_{0,17}^{1.5}} \text{ g}, \quad (21)$$

$$\Gamma_0 = 8 \left(\frac{\bar{F}_e z_{0,17}}{F_{e,\max} D} \right)^{0.5}, \quad (22)$$

and

$$S_b = 8 \times 10^{30} \frac{z_{0,17}^{0.5} \bar{F}_e^{1.5}}{F_{e,\max} D^{0.5}} \text{ cm}^2. \quad (23)$$

The value of the ram pressure determined by equation (20) can be compared to the value achievable in a magnetically-driven jet:

$$P_{\text{mdj}} = 2 \times 10^4 z_{0,17}^{-1} \frac{L_j}{L_{\text{Edd}}} \text{ erg cm}^{-3}, \quad (24)$$

where z is the distance from the central BH. It is seen from the comparison of (20) and (24) that the solution found implies a jet with luminosity exceeding by a factor of > 10 the Eddington limit. This requirement is also consistent with the lower limit on the jet luminosity

$$L_j > c S_b P_0 = 8 \times 10^{47} z_{0,17}^{-1} \xi^{-1} \frac{D}{F_e} \text{ erg s}^{-1}, \quad (25)$$

which exceeds the Eddington limit for the mass of the central BH $M_{\text{BH}} \sim 5 \times 10^8 M_\odot$ (see Bonoli et al. 2011, and references therein). To assess the feasibility of such a strongly super-Eddington jet remains out of the scope of this paper, although we note that López-Corredoira & Perucho (2012) have presented observational evidence indicating that such jets may not be uncommon. We also note that the requirement of a high luminosity is less severe in the case of small D -values and that in this limit one can derive a constraint on the central black hole mass combining equations (8) and (23):

$$M_{\text{BH}} > 7 \times 10^8 M_\odot z_{0,17}^{3/2}. \quad (26)$$

The coherent picture emanating from the jet properties derived above suggests that the JRGI scenario can be responsible for the flare detected from 3C454.3 for a solution of the problem with a reasonable set of model parameters. This solution is designed to satisfy the requirements for (i) the total energy; (ii) the peak luminosity; and (iii) the duration of the plateau phase. Therefore, some additional observational tests are required to prove the feasibility of the suggested scenario. To address this issue, we discuss in Sect. 4 the feasibility of different radiation mechanisms to explain the observations under the inferred emitter conditions. Also, in Sect. 3.2 we

explore whether the stellar wind induced by the RG-jet interaction can be responsible for the flux level detected during the plateau stage. Recall that, as already shown, the required mass-loss rate is well within the limitations imposed by equation (3).

Finally, the flare raise time, which is related to the blob acceleration timescale (see equation 5), can be calculated for the obtained solution. Interestingly, in the limit of small D -values, this timescale appears to be independent on D , the only remaining free parameter, and matches closely the detected raise time of $t_r \sim 4.5\text{h}$:

$$t_{\text{acc}} / (2\Gamma_b^2) \simeq 5\text{h}. \quad (27)$$

This agreement can be treated as a cross-check that shows the feasibility of the proposed scenario.

3.2. The stellar wind as the origin of the plateau emission

When the star penetrates into the jet, strong perturbations are generated in both the jet structure and the star external layers. Strong shocks and other processes of energy dissipation take place in the impacted jet and stellar material, generating conditions under which non-thermal particles can be accelerated. Here we will not specify the acceleration mechanism, which depending on the acceleration region may be such as Fermi I, stochastic acceleration, or magnetic reconnection. The accelerated particles can either be advected away, while radiating, from the perturbed jet region, or penetrate into the stellar atmosphere and thermalize heating the ambient plasma. The heating can induce a strong wind that will significantly enhance the stellar mass-loss rate. A similar enhanced mass loss can occur as well through Compton-heated winds in high-mass X-ray binaries and AGN due to heating by X-rays from an accretion disc (e.g. Basko & Sunyaev 1973; Dorodnitsyn et al. 2008a,b), although for the mass-loss rate required to explain the plateau phase (see equation 13), the accretion disk X-ray flux seems to be too small. On the other hand, the nonthermal particles produced at the star-jet interaction region can be enough to heat the stellar atmosphere. Since even non-thermal particles with low energy can effectively heat the atmosphere. The nonthermal emission may be undetectable during the heating process. The heating energy flux can be estimated as

$$F_{\text{nt}} = \chi c P_0 = 3 \times 10^{16} \chi P_{0,6} \text{ erg cm}^{-2} \text{ s}^{-1}, \quad (28)$$

where $P_{0,6} = P_0 / (10^6 \text{ erg cm}^{-3})$ is the normalized jet ram pressure, and $\chi = X_a Y_{\text{dif}}$ the nonthermal particle-to-jet power ratio within the stellar atmosphere, a combination of the fraction of jet power channeled into non-thermal particles X_a , and the fraction of the nonthermal particles diffusing into the RG atmosphere Y_{dif} . In the case of a jet interacting with a heavy obstacle, the value of X_a could be potentially close to 1. The entrainment of particles into the RG atmosphere could be also high due to a strongly asymmetric diffusion process: whereas the strong magnetic field in the jet may prevent particles from crossing back, the weaker magnetic field in the other side would stimulate particles to diffuse deep into the stellar atmosphere. For all this, the effective value of χ may be of order 1.

The mass flux of a stellar wind excited by nonthermal particles of flux F_{nt} can be estimated as:

$$\mu = 10^{-12} \alpha_{-12} \frac{F_{\text{nt}} R_*^{1/2}}{(GM_*)^{1/2}} =$$

$$7 \times 10^{-3} \alpha_{-12} R_{*,2}^{1/2} M_{*,0}^{-1/2} \chi P_{0,6} \text{ g s}^{-1} \text{ cm}^{-2}, \quad (29)$$

where α is related to the properties of the plasma heating and cooling. In the case of X-ray heating, one finds that $\alpha \sim 0.03/c$ or $\alpha_{-12} \sim 1$ (i.e. Basko et al. 1977). However, for nonthermal-particle heating, the efficiency of transferring jet energy into the stellar wind can be higher because these particles can penetrate deeper into the stellar wind. Thus, in this case α_{-12} can significantly exceed 1. The induced mass-loss rate therefore will be $\dot{M}_w = \pi \mu R_*^2$, or

$$\dot{M} \approx 10^{24} \alpha_{-12} R_{*,2}^{5/2} M_{*,0}^{-1/2} \chi P_{0,6} \text{ g s}^{-1}. \quad (30)$$

To explain the plateau emission by the interaction of this induced stellar wind with the jet, the mass flux from equation (30) should be greater than the one from equation (13). Adopting the typical parameters of the November 2010 flare, this requirement can be satisfied if the following condition holds (the function \bar{F}_e here characterizes the main flare episode):

$$\alpha_{-12} \chi \gtrsim 2 \bar{F}_e R_{*,2}^{-5/2} M_{0,*}^{1/2}. \quad (31)$$

Formally, for the adopted RG normalization parameters, the required heating efficiency should be rather high $\chi \approx 0.7$ (accounting for $\bar{F}_e < 0.3$, as found for conical jets – see Appendix for details–). However, a significantly lower heating efficiency can be sufficient to fulfill equation (31) under certain circumstances; χ could be easily reduced if $D \ll 1$ ($\bar{F}_e \approx D$ in this regime), or assuming that nonthermal particles contribute strongly to the pressure of the stellar atmosphere ($\alpha_{-12} \gg 1$), or for a RG radius exceeding the fiducial value $R_* = 100 R_\odot$. For instance, to reduce χ to 0.1, one may adopt either $R_* = 200 R_\odot$; or $\alpha_{-12} \approx 5$ and $R_* = 100 R_\odot$; or $D \approx 0.05$. A combination of all these factors could further decrease the required heating efficiency to lower values. Therefore, an induced stellar wind seems to provide a feasible way to generate the plateau emission component.

4. RADIATION MECHANISMS

4.1. General Comments

In this section we discuss the feasibility of different radiation mechanisms for the conditions in the production site inferred in the previous section (see equations 20 – 23). The efficiency of the radiation channels is determined by the presence of nonthermal particles with the required energy and targets. Several types of target fields are related to efficient high-energy processes: matter in the case of proton-proton or bremsstrahlung mechanisms; magnetic field for synchrotron radiation; and photons for inverse Compton and photo-meson emission. The obtained solution for the properties of the jet, plus observational constraints, allow two of these targets to be properly characterized.

Since the mass and size of the blobs are estimated, one can derive the matter density in the production regions:

$$n_b \sim 10^7 \text{ cm}^{-3}. \quad (32)$$

This density estimate allows one to discard the proton-proton channel, since the expected cooling time, $t_{pp} \approx 10^{15}/n \text{ s} \sim 10^9 \text{ s}$, is too long². This conclusion is also valid to exclude the bremsstrahlung channel, with a similar cooling time.

The derived ram pressure of the jet allows the derivation of an upper limit on the magnetic field strength:

$$B_j < 6 \times 10^3 \frac{F_{e,\text{max}}^{3/4} D^{3/4}}{\bar{F}_e^{5/4} \xi^{1/2} z_{0,17}^{3/4}} \text{ G}. \quad (33)$$

In fact, from equipartition arguments, the actual strength of the magnetic field should be close to that value; i.e. one may take $\varkappa \sim 1$ as the fiducial value for the fraction of the jet luminosity carried in electromagnetic form. Also, accounting for the relation $F_{e,\text{max}}^{3/4} D^{3/4} / \bar{F}_e^{5/4} \geq 0.7$, valid in the range of feasible values of the D parameter for the conical jet model, one can derive a lower limit on the jet magnetic field of

$$B_j > 3 \times 10^3 \xi^{-1/2} \varkappa^{1/2} z_{0,17}^{-3/4} \text{ G}. \quad (34)$$

More detailed calculations of this value are presented in Fig. 2. In this figure we also show the value of the magnetic field in the comoving system (B'_j), which was calculated using the jet Lorentz factor equation (22) as a function of the value of D . It can be seen that for the D -range of interest, there is a lower limit on the magnetic field strength:

$$B'_j = B_j \Gamma_b^{-1} > B_j \Gamma_0^{-1} > 200 \xi^{-1/2} \varkappa^{1/2} z_{0,17}^{-5/4} \text{ G}. \quad (35)$$

Regarding the density of the target photon field, it cannot be constrained in general. However, in the specific case of the synchrotron-self Compton scenario, it is possible to put certain limitations. Namely, the high-energy component detected by *Fermi*/LAT exceeds by two orders of magnitude ($f \approx 100$) the flux detected at other wavelengths. This implies that the energy density of the target field should exceed by this factor the energy density of the magnetic field: $w'_{\text{ph}} = f w'_B$ (these are comoving reference frame values). The luminosity of such a field can be estimated as

$$L_{\text{target}} \sim 4\pi r_b^2 c w'_{\text{ph}} \Gamma_b^4 \sim 4\pi r_b^2 c f w'_B \Gamma_b^4 \sim 4\pi r_b^2 c f \varkappa \mathcal{P}_0 \Gamma_b^2 \sim F_e^{-1} \left(\frac{\Gamma_b}{\Gamma_0} \right)^2 \xi^{-1} f \varkappa L_\gamma. \quad (36)$$

Since $f L_{\text{target}} < L_\gamma$ and $F_e \simeq 0.5 (\Gamma_b/\Gamma_0)^2$, one obtains

$$\varkappa f^2 < 0.5 \xi. \quad (37)$$

² We note however that this limitation does not apply to the case of “off-axis” AGNs, since in that case there are no constraints related to the requirement of blob acceleration. In particular, proton-proton interactions were shown to be a feasible channel for the interpretation of the TeV emission detected from M87 (Barkov et al. 2010, 2012b)

Thus, the SSC scenario can be realized only in a specific region of the jet, where the magnetic field is significantly lower than the characteristic one (i.e., $\varkappa < 10^{-4}$). The blobs themselves may have a magnetic field quite different from the field in the jet, and therefore may serve as good sites for SSC. However, this assumption involves further complexity, e.g. regarding internal shock acceleration within the blobs, and is therefore deferred to future studies. Also, we note that the radiation efficiency of photomeson production is low (e.g. see discussion in Aharonian et al. 2008). If photomeson production were the radiation mechanism, it would imply a very low value of ξ and an uncomfortably high power of the jet.

We focus now on the following radiation mechanisms: electron and proton synchrotron, and external inverse Compton. The analysis of the synchrotron channel is straightforward, since the density of the target is determined. Indeed, to produce a gamma ray of energy $E_{\gamma,\text{GeV}} = E_\gamma/1 \text{ GeV}$ it is required either an electron or proton of energy

$$E_{e/p} = 2 \left(\frac{m_{e/p}}{m_e} \right)^{3/2} \xi^{1/4} \varkappa^{-1/4} z_{0,17}^{3/8} E_{\gamma,\text{GeV}}^{1/2} \text{ TeV}, \quad (38)$$

We note that the weak D -dependence in these equations is neglected for simplicity.

To obtain such a high-energy particles a few conditions should be satisfied, the most critical ones being the *Hillas criterion* and the efficiency of the acceleration process. The Hillas criterion requires the gyroradius of the highest energy particles to be smaller than the size of the acceleration region. Since the acceleration region size is determined by the blob cross-section, one can derive the following requirements:

$$\xi^{3/4} \varkappa^{-3/4} z_{0,17}^{11/8} E_{\gamma,\text{GeV}}^{1/2} < 10^8 \left(\frac{m_e}{m_{e/p}} \right)^{3/2}. \quad (39)$$

This estimate allows one to illustrate that for the derived jet parameters the Hillas criterion appears to constrain the acceleration of particles in neither the lepton nor the proton synchrotron scenarios.

Regarding the efficiency of the acceleration process, it is convenient to present the nonthermal particle acceleration time in a form independent of the specific acceleration mechanism:

$$t_{\text{par}} = \frac{\eta R_{\text{gy}}}{c} = \frac{\eta E_{e/p}}{e B'_j c} \quad (40)$$

where $E_{e/p}$ is the energy of particle, $\eta \geq 1$ the acceleration efficiency, and R_{gy} the particle gyroradius. This timescale should be compared to the dominant cooling time (synchrotron) to determine the highest achievable energy:

$$t_{\text{sy}} = \frac{9 m_{e/p}^4 c^7}{4 e^4 E_{e/p} B_j'^2} > t_{\text{par}}. \quad (41)$$

Accounting for the energy of the emitted gamma-rays, E_γ , one can obtain an upper limit on the acceleration efficiency:

$$\eta < 5 \times 10^3 \Gamma_{b,1} \left(\frac{E_\gamma}{m_{e/p} c^2} \right)^{-1}, \quad (42)$$

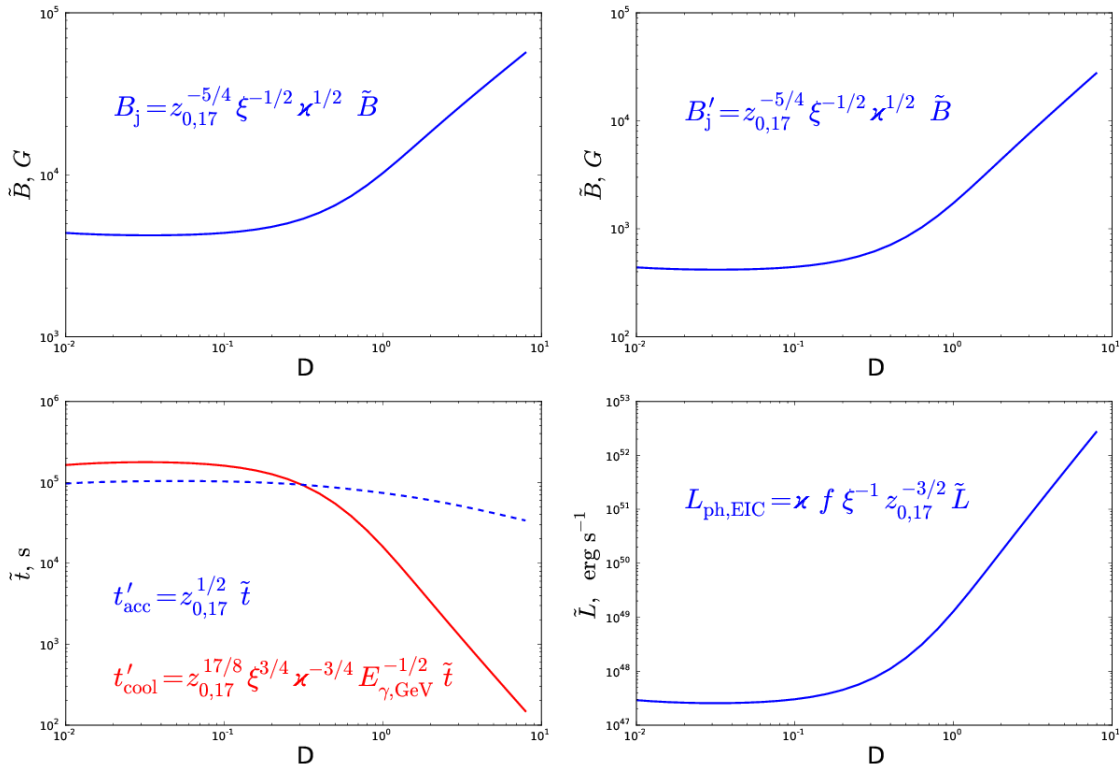


FIG. 2.— Numerical calculations of the parameters related to radiation processes for the case of a conic jet vs the value of D . Top left panel: jet magnetic field; top right panel: jet magnetic field in the co-moving frame; bottom left panel: proton synchrotron cooling time (red solid line) and blob acceleration time (blue dashed line), both in the co-moving frame; bottom right panel: the registered luminosity of the target photon field for the EIC scenario.

where $\Gamma_{b,1} = \Gamma_b/10$ is the blob Lorentz factor. Since the red-shift corrected energy of the spectral break appears to be close to 2 GeV, the leptonic scenario can be realized only if $\Gamma_b > 10\eta$. In the case of proton-synchrotron models this constraint gets significantly relaxed yielding $\eta < 200\Gamma_b$. However, given the relatively small values of the obtained Lorentz factors (see equation 22), the derived limits on the acceleration efficiency are very tight, especially for the leptonic case ($\eta \rightarrow 1$). The feasibility of such a scenario should be addressed with a detailed acceleration model, which remains out of the scope of the present paper. We note that this limitation can be relaxed adopting a scenario with a highly turbulent magnetic field (see more details in Kelner et al. 2013).

Since the proton synchrotron scenario fulfills the basic requirements for the production mechanism, it is worthy to check whether one can reproduce the observed basic spectral properties. *Fermi*/LAT has reported a broken powerlaw spectra with a nearly constant break energy. The change of the powerlaw index is varying between 0.5 and 1. Whereas index changes of 0.5, thought to be cooling breaks, are typical in synchrotron scenarios, other values for the powerlaw index change may be hard to explain through cooling. On the other hand,

one can attribute this spectral feature to absorption (as suggested for this source Stern & Poutanen 2011). Regarding the uncooled part of the synchrotron spectrum, it is typically characterized by a power-law index of 1.5 ($n_\nu \propto \nu^{-1.5}$). Interestingly, the extrapolation of such a slope from the level found by *Swift* in X-rays gets close to the spectral points reported by the *Fermi*/LAT Collaboration. Therefore, it is natural to expect that the cooling break is located at energies $\sim 10 - 100$ MeV. The synchrotron cooling time of protons in the comoving frame can be expressed as

$$t'_{\text{cool}} \lesssim 10^5 E_{\gamma, \text{GeV}}^{-1/2} \xi^{3/4} \chi^{-3/4} z_{0,17}^{17/8} \text{ s}. \quad (43)$$

This timescale should be compared to the timescale characterizing the comoving blob acceleration time:

$$t'_{\text{acc}} \sim 10^5 z_{0,17}^{1/2} \text{ s}. \quad (44)$$

In figure 2 (bottom left panel) we show the numerical computation of these timescales for the case of a conical jet. One can see that for the typical model parameters, these time scales are comparable. This allows us to obtain three important conclusions for the considered scenario. Namely, that (i) the fast cooling regime

assumption should not be strongly violated in proton-synchrotron models for GeV emitting protons; (ii) one should expect a cooling break in the high-energy domain; and finally that (iii) the proton synchrotron mechanism appears to be an efficient radiation channel. Indeed, it is often argued based on the comparison of the proton cooling and jet dynamical time scales (see, e.g., Sikora 2011) that proton synchrotron is characterized by a very low efficiency as gamma-ray production mechanism in AGN jets. However, as it can be seen from figure 2 (bottom left panel), for the inferred jet properties, proton synchrotron can render a high radiation efficiency.

The external inverse Compton channel is not strongly constrained in the JRGI scenario, since the properties of the photon target are not well known and can vary within a broad range. Similarly to the SSC case, the density and luminosity of the target photons can be estimated based on the ratio of the synchrotron and IC luminosities. This yields the following luminosity

$$L_{\text{ph,EIC}} \sim 4\pi z^2 c w_{\text{ph}} > 3 \times 10^{47} f \varkappa \xi^{-1} z_{0,17}^{-1.5} \text{ erg s}^{-1}. \quad (45)$$

The value of this luminosity as a function of D is shown in figure 2 (bottom right panel). It is seen that the photon field luminosity required for the EIC scenario to work appears to be very high (accounting for $f \sim 100^3$), exceeding the reported luminosity of the BLR unless \varkappa is very small or the interaction region is located far enough from the central black hole ($z \gg 10^{17}$ cm).

There is another constraint related to the process of gamma-ray absorption through pair creation in the local radiation fields. The peaking energy of the radiation component detected with *Fermi*/LAT should be close to 100 MeV. Otherwise, the lower energy spectrum should be very hard not to violated the X-ray flux detected with *Swift* (Abdo et al. 2011). In the emitter comoving system this would correspond to

$$E'_{\text{ph}} = 10 \Gamma_{\text{b},1}^{-1} \text{ MeV}, \quad (46)$$

i.e. relatively close to the electron-positron creation threshold. Assuming a photon spectrum $\propto E^{-1.5}$ below the peak (it may be even harder; see Sect. 4.2), it is possible to compute the luminosity transferred to the secondary pairs:

$$L_{\text{sec}} \sim 5 \times 10^{48} L_{\gamma,50}^2 \Gamma_{\text{b},1}^{-4} r_{\text{b},15}^{-1} \text{ erg s}^{-1}, \quad (47)$$

where $r_{\text{b},15} = r_{\text{b}}/10^{15}$ cm is the normalized blob radius. Substituting here the obtained solutions for the jet parameters (equations 20-23) in the limit of small D , one gets

$$L_{\text{sec}} \sim 10^{49} z_{0,17}^{-2.25} \text{ erg s}^{-1}. \quad (48)$$

This energy should be emitted either via synchrotron or inverse Compton radiation. The obtained estimate of the proper magnetic field from equation (35) allows one to estimate the peaking energy for the synchrotron channel to be

$$\hbar\omega_{\text{sec, sy}} \sim 10^{-2} \xi^{-1/2} \varkappa^{1/2} z_{0,17}^{-7/4} \text{ eV}. \quad (49)$$

³ A similar consideration to the one done in the context of SSC applies here regarding EIC within the cloud, i.e. where potentially $\varkappa \ll 1$.

This component can be constrained with the infrared flux detected during the flare (Jorstad et al. 2012). If the dominant channel is inverse Compton scattering, the peak energy can be estimated as:

$$\hbar\omega_{\text{sec, ic}} \sim 4 \left(\frac{\epsilon_{\text{EIC}}}{40 \text{ eV}} \right) \text{ MeV}, \quad (50)$$

where ϵ_{EIC} is the target photon energy. Although this component would peak above the X-ray energy band, the lower energy tail may give an important contribution to the reported flux level. Also, it is important to note that the inverse Compton photons may serve as targets for the absorption of primary gamma-rays leading to a non-linear regime of the emission formation. This, in particular, may make a self-consistent treatment of the EIC scenario very complex, and thus we leave this possibility for future dedicated studies. Nevertheless, we will account for internal gamma-ray absorption in the blob own synchrotron field, and comment on radiation reprocessing outside the blob in Sect. 4.2.

Despite being not very detailed, and order-of-magnitude, the above analysis shows that explaining the November 2010 flare detected from 3C454.3 in the framework of the JRGI scenario requires a jet with a very high ram pressure. Consequently, a magnetic field with a strength not far from equipartition, say a factor of 10 below, appears to be too strong for radiation processes other than synchrotron. On the other hand, leptonic synchrotron emission requires an extremely efficient acceleration process with an acceleration parameter $\eta < 2$, which cannot be discarded but is perhaps unrealistic. Thus, *proton synchrotron* emission seems the most comfortable radiation channel given the restrictions imposed by data and the JRGI scenario. In what follows we test this process using a simple radiation model.

4.2. Modeling the Lightcurve and the Spectrum

To check whether JRGI plus synchrotron radiation can explain the observations in the case of magnetically dominated jets (i.e., $\varkappa = 1$), we have computed the lightcurve of the November 2010 flare and the SED for one of its subflares. The radiation output was assumed to be dominated by proton synchrotron, being external or synchrotron self-Compton neglected due to the strong magnetic field (see Sect. 4.1).

To derive the lightcurve, equation 11 has been used (see the determination of F_e in the Appendix). In Figure 3, a computed lightcurve that approximately mimics the November 2010 flare is presented. The lightcurve has been obtained assuming four subflares of total (apparent) energy of 10^{55} erg each, plus a plateau component with luminosity of 2×10^{49} erg s⁻¹. For each subflare, we have adopted $D = 0.1$. The normalization of the lightcurve has been determined adopting the following values: the Lorentz factor $\Gamma_0 = 28$, the ram pressure $P_j = 3 \times 10^6$ erg cm⁻³, blob radius $r_{\text{b}} = 2.7 \times 10^{15}$ cm and $\xi = 0.3$. These parameters imply a minimum jet luminosity of $L_j = 2.3 \times 10^{48}$ erg s⁻¹. The remaining parameters for the emitter are $z_0 = 1.3 \times 10^{17}$ cm and $M_{\text{b}} = 1.3 \times 10^{30}$ g. The corresponding mass of the matter lost by the RG to explain the four subflares is 5×10^{30} g, not far from the upper-limit given in equation 2.

To calculate the SED, we have adopted a spectrum for the injected protons $Q \propto E^{-p} \exp(-E/E_{\text{cut}})$, and

an homogeneous (one-zone) emitter moving towards the observer with Lorentz factor $\Gamma_b = 12$. The minimum proton Lorentz factor has been taken equal to the shock Lorentz factor in the blob frame, i.e. $E_{\min} = \Gamma_0/\Gamma_b m_p c^2$. The cutoff energy, E_{cut} , has been obtained fixing $\eta = 4 \times 10^3$ (see equation (40) for details), i.e., a modest acceleration efficiency. For the maximum proton energy, i.e. how far beyond the cutoff the proton energy is considered, we adopted two values: $E_{\max} = \infty$ and $E_{\max} = 3E_{\text{cut}}$. Regarding the latter case, we note that assuming a sharp high-energy cut is very natural. The injection spectrum was selected to be hard, $p = 1$, to optimize the required energetics. Interestingly, magnetic reconnection, in particular in magnetized jet-cloud interactions, has been postulated to provide hard particle spectra (see, e.g., Bosch-Ramon 2012, and references therein).

In Figure 4, the SED of a subflare is shown. The impact of the internal absorption on the gamma-ray spectrum is negligible, although the emission of the secondary pairs appears in the energy band constrained by optical measurements (Jorstad et al. 2012). For the chosen model parameters, the synchrotron secondary component goes right through the optical observational constraints, and for slightly higher z_0 -values, the secondary emission will be well below the optical points (see equation (48)). Also, we note that the obtained spectrum does not violate the X-ray upper-limits obtained by *Swift*.

To illustrate the impact of external $\gamma\gamma$ absorption, we have introduced a photon field peaking at 40 eV with a luminosity 4×10^{46} erg s $^{-1}$, produced in a ring with radius 10^{18} cm at $z = 0$ around the jet base. Two photon fields have been adopted, a black body and one represented by a δ -function, to simulate the impact of a dominant spectroscopic line. As seen in Figure 4, the impact of such an external field can be important. The treatment of the secondary emission of the produced pairs is beyond the scope of this work. However, we note that the ambient magnetic field energy density could be well below that of radiation, allowing electromagnetic cascades to develop, effectively increasing the gamma-ray transparency. In fact, if it were not the case, the secondary synchrotron emission would likely violate the constraints from *Swift* data (see, e.g., Aharonian et al. 2008; Sitarek & Bednarek 2010; Zacharopoulou et al. 2011). EBL absorption is not relevant in the energy range of interest.

As seen in figure 4, the spectral breaks induced by external absorption are very sharp and do not fit the *Fermi*/LAT data points. However, the properties of the external photon field can vary in a quite broad range, and it is expected that for some feasible photon field one could achieve a very good agreement between the emission spectrum and *Fermi*/LAT measurements (see, e.g., Stern & Poutanen 2011). Instead of searching for such a field configuration, here we consider an alternative possibility. As mentioned above, we assume that the injection spectrum has not only an exponential cut-off at E_{cut} , but also a sharp upper limit at $E_{\max} = 3E_{\text{cut}}$. As seen in figure 4, this assumption, natural accounting for the fact that particles cannot have arbitrarily high energies in the source, allows one to qualitatively model *Fermi*/LAT observations without invoking additional assumptions regarding external absorption.

In addition to optical photons, radio emission was also

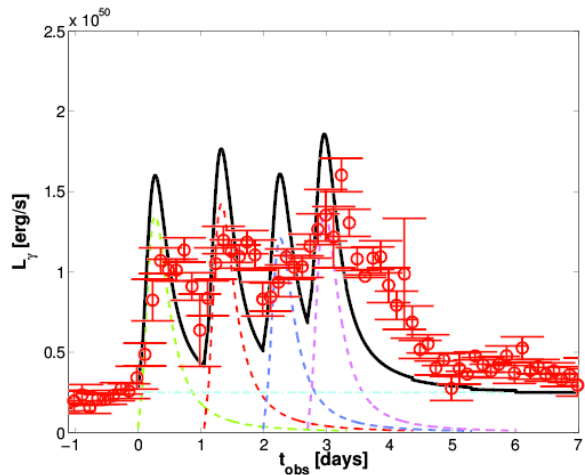


FIG. 3.— Lightcurve computed adopting the parameters $L_j = 2.3 \times 10^{48}$ erg s $^{-1}$, $z = 1.33 \times 10^{17}$ cm $\Gamma_j = 28$, $M_c = 1.3 \times 10^{30}$ g, $r_c = 2.7 \times 10^{15}$ cm, and $\xi = 0.3$. We show 4 subflares (dashed lines), plateau background (dot-dashed line), and the sum of all of them (solid line). The observational data points and error bars are obtained from the *Fermi*/LAT 3h binned count rates and photon index using luminosity distance of $D_L = 5.5$ Gpc and assuming a pure powerlaw spectrum between 0.1 and 5 GeV.

detected at the flare epoch and thought to be linked to the gamma-ray activity (Jorstad et al. 2012). This radiation is strongly sensitive to the details of the flow dynamics, and at this stage we will not try to interpret radio observations. However, we note that the energetics involved in gamma-ray production is very large, and JRGI comprehends complex magnetohydrodynamical and radiative processes, so it could easily accommodate the presence of a population of radio-emitting electrons at $z \geq z_{\text{flare}}$.

Swift X-rays could be also linked to the JRGI activity. As stated in Sect. 4.1, X-rays may come from secondary pairs produced via pair creation, or from a primary population of electrons(/positrons). However, as with radio data, given the complexity of the problem we have not tried at this stage to explain the X-ray emission contemporaneous to the GeV flare.

5. DISCUSSION

Observations in the VHE domain put severe constraints on the size of the gamma-ray production site, supporting a scenario of a very compact emitter. The concept of a blob as a compact emitter inside jets is often used to interpret the nonthermal emission of AGN. This paradigm is supported by a broad range of observations, in particular bright knots moving downstream the jets. The origin of such blobs is not clear. It was suggested that the blobs can form when an external object (e.g. star or a cloud; see Araudo et al. 2010; Barkov et al. 2010 and references therein) penetrates into the jet and can lose its atmosphere due to the jet impact. Because of the much larger obstacle density and the velocity difference, the intruding matter cannot immediately dilute within the jet but has to be first heated and accelerated, which in supersonic jets will lead to strong shocks that can accelerate particles. Therefore, this scenario naturally presents specific characteristics that are hard to introduce in pure jet models. For instance, the large blob density makes possible the formation of a radiation

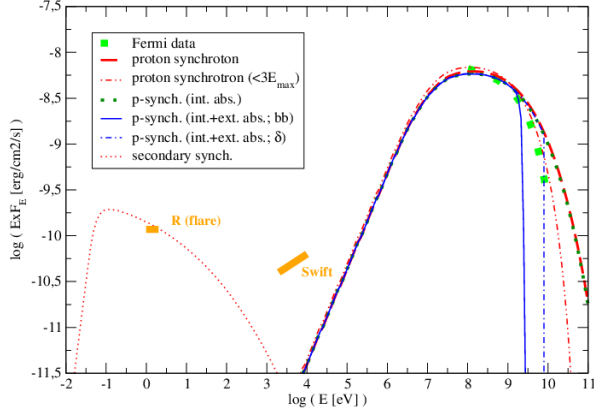


FIG. 4.— Computed SED of the synchrotron emission for a sub-flare of the 2010 November. The thick dashed line shows intrinsic gamma-ray emission for the case of $E_{\max} = \infty$. Dotted and dot-dashed line shows gamma-ray spectra corrected for internal absorption only for $E_{\max} = \infty$ and $E_{\max} = 3E_{\text{cut}}$, respectively. The thin solid and the dot-dashed lines correspond to the cases when absorption is dominated by a black body and a monoenergetic photon field, respectively. The computed synchrotron SED of the secondary pairs produced via internal pair creation is also shown (dotted line). The parameters of the flare are the same as in Figure 3. The shown observational data are from *Fermi*/LAT, Swift (Abdo et al. 2011), and the flux in the R band (Jorstad et al. 2012).

component typically suppressed in AGN, i.e. emission generated at proton-proton collisions (suggested to be behind the TeV emission detected from M87 by HESS Barkov et al. 2012b). Moreover, since the size of the blobs produced in this scenario is not constrained by the gravitational radius of the central black hole, it was proposed that this process could be responsible for the very rapidly variable TeV emission detected from PKS 2155-304 (Barkov et al. 2012a; Aharonian et al. 2007). The JRGI scenario may have quite general applications, but the properties of the emission expected within its framework are quite strictly constrained. In particular, the available energy budget and expected lightcurve shape can be determined with a simple dynamical model, which describes the evolution of the blob in the jet. Depending on the jet properties and other factors like the viewing angle, the dominant emission channel can vary. However, the majority of the physical conclusions that can be inferred in the JRGI scenario are quite general because they concern the dynamics of compact blobs in relativistic jets, independently of the origin of the former and the nature of the radiation channel.

The observations of 3C454.3 with *Fermi* revealed several quite puzzling features, in particular the peculiar lightcurve, with a nearly steady plateau phase that was interrupted by an exceptionally bright flare. The detected flux corresponds to an apparent luminosity of $2 \times 10^{50} \text{ erg s}^{-1}$, which almost unavoidably implies a presence of a very powerful jet (see e.g. Bonnoli et al. 2011). In the case of powerful jets, the JRGI scenario should proceed in a quite specific way as compared to other cases already considered in the literature (Barkov et al. 2012a). In particular, the mass of the material initially removed from the star might be very large, resulting in

rather long cloud expansion and acceleration timescales, the main flare being significantly delayed with respect to the moment of the star entrance into the jet. The plateau emission would otherwise start just after the jet penetration, and come from the jet crushing of lighter clouds ejected from the stellar surface while the star travels through the jet. The duration of the plateau phase would be determined by the time required by the main cloud to expand and accelerate.

We have studied the lightcurve obtained with *Fermi* in the context of the JRGI scenario aiming to satisfy three main properties of the flare: total energy, maximum luminosity and duration of the plateau stage. It was shown that the key properties of the jet, i.e. the jet ram pressure (linked to its luminosity) and Lorentz factor, as well as the cloud/blob characteristics, i.e. mass and cross section, can be reconstructed as functions of the dimensionless parameter D . It was also shown that in the limit of small D -values, the parameter space is less demanding concerning the jet luminosity, and the key characteristics of the model saturate at values independent of D , which allows conclusive cross-checks of the scenario. In particular, the flare raise time appeared to be an independent parameter, with its value of 5 h closely matching the rising time of 4.5 h obtained observationally. Furthermore, it was shown (see Sec. 3.2) that for the inferred jet properties the jet-induced stellar wind can provide a mass-loss rate large enough to generate a steady emission component with a luminosity comparable to that of the plateau.

Although the analysis of different radiation channels involves additional assumptions regarding the spectrum of the nonthermal particles and density of the target fields, it was possible to show that for magnetic fields not far below equipartition (as expected in a magnetically launched jet; see Appendix for details) all the conventional radiation channels can be discarded, and the emission detected with *Fermi* can be produced through proton synchrotron emission (unless $\eta \rightarrow 1$, making electron synchrotron also feasible). We note that in this case the emission from pairs created within the blob may also explain the reported optical enhancement at the flare epoch.

If the studied scenario is behind the November 2010 flare from 3C454.3, it has some important implications on the properties of AGN jets. On one hand, the obtained solution implies a super Eddington jet. Although this requirement may appear somewhat extreme, given the exceptional properties of the source it cannot be ruled out (and in fact super Eddington jets might be a rather common phenomenon; López-Corredoira & Perucho 2012). In addition, the obtained solution (Eqs. (20) – (23)) implies a lower limit on the central black hole mass that, for a location of the interaction region at $z_0 \sim 10^{17} \text{ cm}$, is roughly consistent with the measured values. Also, adopting a magnetically launched jet model, it is possible to infer the mass of the central black hole as $M_{\text{BH},9} = 0.5z_{0,17}^{1/2}\Gamma_{j,1.5}^{-1}$, which is again consistent with the measurements.

At the initial stage of the cloud acceleration, the intensity of the jet-cloud interaction is the highest, but the associated emission is not Doppler boosted and therefore very hard to detect in the high-energy regime. Never-

theless, there are other manifestations of the JRGI scenario that may be observed. In particular, as reported by León-Tavares et al. (2013), a significant enhancement of the line emission from the source was recorded during the flare epoch. The detected flux was $\sim 2 \times 10^{45} \text{ erg s}^{-1}$, implying an ionizing luminosity at the level of $10^{46} \text{ erg s}^{-1}$. According to our estimates, the initial blob acceleration period should be characterized by luminosities of $\sim 2 \times 10^{48} \text{ erg s}^{-1}$, so only 1% of this luminosity would be required to explain the ionization line component. With the acceleration of the blob, its radiation gets beamed along the jet, thus reducing its impact on the BLR and thereby weakening any related line emission.

Since the duration of the expansion phase determines the delay between the onset of the plateau phase and the flare itself, it is important to check whether the suggested scenario is consistent with other flares registered with *Fermi* from the source, e.g., in December 2009 and April 2010 (Striani et al. 2010; Ackermann et al. 2010). This issue can be addressed through a simple scaling that relates the duration of the plateau phase to the total energy released during the active phase: $t_{\text{pl}} \propto E_{\text{tot}}^{1/2}$ (assuming a

steady jet one can obtain from equations (C3) and (C7) that $P_0 \times \Gamma_0^3 = \text{const}$, which yields in the scaling dependence). Therefore, for the previous events, with energy releases 1-2 orders of magnitude smaller than that of the November 2010 flare, a rough estimation of the plateau duration gives plateau durations between 1.3 and 4 days, consistent with observations.

The amount of RGs or young protostars in the vicinity of the central BH may be enough to expect about one JRGI event per year (see estimates in Barkov et al. 2010, 2012a, and references therein). However, these estimates are unfortunately strongly dependent on the stellar density in the region, a quantity still highly uncertain. Nevertheless, our study (and before Barkov et al. 2012a) shows that the penetration of a star into the base of the jet in a powerful blazar leads to a very characteristic dynamical evolution. In fact JRGI has a quite constrained physics with basically one free parameter: the nonthermal efficiency. The specific conditions in the jet/blob interaction region will determine, as long as particle acceleration occurs, the dominant radiation process, but in any case powerful high-emission seems natural in the proposed scenario.

APPENDIX

A. THE STRUCTURE OF MAGNETICALLY DRIVEN JETS

Although the process of jet formation is not fully understood, recent hydrodynamical studies by different groups have shown that the BZ process may be at work in AGN, and suggest that, once formed, jets may be magnetically accelerated. In that scenario, the jet base is expected to be magnetically dominated at $z \leq 1 \text{ pc}$ (Komissarov et al. 2007; Barkov & Komissarov 2008; Beskin 2010).

During the jet propagation, the magnetic field energy can be transformed into bulk kinetic energy, with a simple prescription for the bulk Lorentz factor at the linear acceleration stage of the form (Beskin & Nokhrina 2006)

$$\Gamma_j \approx \frac{\omega}{4r_g}, \quad (\text{A1})$$

where ω and r_g are the jet and the BH gravitational radius, respectively. The opening angle of the jet is expected to be $\theta = \omega/z \approx 1/\Gamma_j$ (Komissarov et al. 2009). This leads to few useful relations between different jet parameters:

$$\Gamma_j^2 \approx \frac{z}{4r_g}, \quad \theta^2 z \approx \frac{\omega^2}{z} \approx \frac{z}{\Gamma_j^2} \approx 4r_g. \quad (\text{A2})$$

It is also useful to express the above relation in the units used all through the paper:

$$\Gamma_{j,1.5}^2 = 0.17 (= 0.4^2) z_{0,17} M_{\text{BH},9}^{-1}, \quad (\text{A3})$$

$$\theta_{-1}^2 z_{0,17} = 0.6 M_{\text{BH},9}. \quad (\text{A4})$$

The jet magnetic field in the comoving frame can also be derived:

$$B_c \approx \frac{2}{z} \left(\frac{L_j}{c} \right)^{1/2} \approx 120 z_{0,17}^{-1} L_{j,48}^{1/2} \text{ G}. \quad (\text{A5})$$

B. ON BLOB LUMINOSITY IN THE CASE OF HEAVY BLOBS

If the mass of the blob is high, implying a low value of the D parameter, then blobs can travel a significant distance along the jet. Therefore, the jet properties can change, and this should have an impact on the emission associated with the blobs. These effects can be estimated via the approach suggested by Barkov et al. (2012a). The dynamics of the blob is characterized by

$$\frac{d\Gamma_b}{dt} = \left(\Gamma_b^{-2} - \Gamma_b^2 \Gamma_j^{-4} \right) \frac{P_j \pi r_b^2}{4cM_b}, \quad (\text{B1})$$

where P_j is the ram pressure of the jet. Since the emission of the blob is important only when it moves relativistically, it is safe to take $z = z_0 + ct$ and the initial condition $\Gamma_b|_{t=0} = 1$. The above equation can be modified to a dimensionless

form:

$$\frac{dg}{dy} = \left(\frac{(\Gamma_j/\Gamma_0)^2}{g^2} - \frac{g^2}{(\Gamma_j/\Gamma_0)^2} \right) \frac{D}{(\Gamma_j/\Gamma_0)^2 (P_0/P_j)}, \quad (\text{B2})$$

where $z = z_0 y$; ω_0 , Γ_0 and P_0 are the jet radius, ram pressure and Lorentz factor at $z = z_0$; $g = \Gamma_b/\Gamma_0$; and the dimensionless parameter D is determined as

$$D = \frac{P_0 \pi r_b^2 z_0}{4c^2 M_b \Gamma_0^3}. \quad (\text{B3})$$

This approach is nearly identical to the one developed earlier, but here one accounts for the possible change of the properties of the jet (e.g. for the increase of the jet Lorentz factor).

If $D \gg 1$, the blob gets rapidly involved into the jet motion, so the solution is identical to the one obtained in Barkov et al. (2012a) even if the properties of the jet are changing with z . However, if $D < 1$, the structure of the jet may have some influence on the properties of the emission. In particular, for purely magnetically driven jets, i.e. with a parabolic shape, the above equation can be simplified, since the following relations hold

$$\begin{aligned} \omega_0 &= 2\sqrt{r_b z_0}, \\ \omega &= \omega_0 y^{1/2}, \quad P_j = P_0 y^{-1}, \\ \Gamma_j &= z_0/\omega_0 y^{1/2} = \Gamma_0 y^{1/2}. \end{aligned}$$

Thus, the equation of motion (B2) yields

$$\frac{dg}{dy} = \left(\frac{y}{g^2} - \frac{g^2}{y} \right) \frac{D}{y^2}, \quad (\text{B4})$$

with the boundary condition $g|_{y=1} = \omega_0/z_0$. Although this equation does not have any analytical solution, an *asymptotic* solution can be derived for $D \ll 1$ (i.e. the jet structure is important):

$$g_{\text{ap}} = \left[(\omega_0/z_0)^3 + 3D \ln y \right]^{1/3}. \quad (\text{B5})$$

For the case of a conical jet (i.e., $\Gamma_j = \text{const}$, $\omega = z/\Gamma_j$ and $P_j = P_0 y^{-2}$), the equation of motion is reduced to the equation:

$$\frac{dg}{dy} = (g^{-2} - g^2) \frac{D}{y^2}, \quad (\text{B6})$$

which allows an analytical solution (for details, see Barkov et al. 2012a). However, since the analytical solution is rather bulky, we use the asymptotic solution:

$$g_{\text{ac}} = \left[(\omega_0/z_0)^3 + 3D(y-1)/y \right]^{1/3}. \quad (\text{B7})$$

which is valid for $D \ll 1$. Since the models of parabolic and conical jets correspond to the most feasible jet model, we will consider the realization of the JRGJ scenario for these two cases. The obtained asymptotic solutions allow one to clearly estimate the differences that depend on the specific jet configuration.

The intensity of the nonthermal emission of the blob, corrected for Doppler boosting, has the following form:

$$L_\gamma = 4L_j \left(\frac{r_b}{\omega_0} \right)^2 \Gamma_0^2 F_e(y), \quad (\text{B8})$$

where $F_e(y) = \frac{g^4}{(P_0/P_j)} \left(\frac{1}{g^2} - \frac{g^2}{(\Gamma_j/\Gamma_0)^4} \right)$ is the correction function.

The maximum value of the correction function, $F_{e,\text{max}}$, depends on the value of the D parameter and on the structure of the jet. If $D \geq 1$ it saturates on a constant value of $F_{e,\text{max}} \approx 0.4$ independent of the jet properties. In the case of $D \ll 1$, the asymptotic solutions show that the maximum of the correction function is reached at $y_m \approx 1.95$, with $F_{e,\text{max}} \approx 0.82D^{2/3}$ for a parabolic jet, and for a conical jet, $y_m \approx 1.33$ and $F_{e,\text{max}} \approx 0.46D^{2/3}$. In the intermediate range, $0.1 < D < 1$, $F_{e,\text{max}}$ is $\sim 0.5D^{0.5}$ and $\sim 0.3D^{0.5}$ for the parabolic and conical jets, respectively. The location of the maximum y_m has a weak dependence of D in this regime; i.e. depending on the structure of the jet, the maximum intensity, $F_{e,\text{max}}$, can vary by a factor of ~ 2 in the case of $D < 1$.

The total energy emitted by a blob can be obtained via the integration of the luminosity over the observer time ($d\tau = z_0 dy/(2c\Gamma_b^2)$):

$$E_\gamma \simeq 8\xi \left(\int_1^\infty dy F_e \frac{D}{g^2} \right) M_{b/c} c^2 \Gamma_j^3 = 8\xi \bar{F}_e M_{b/c} c^2 \Gamma_j^3. \quad (\text{B9})$$

This equation *defines* the function \bar{F}_e .

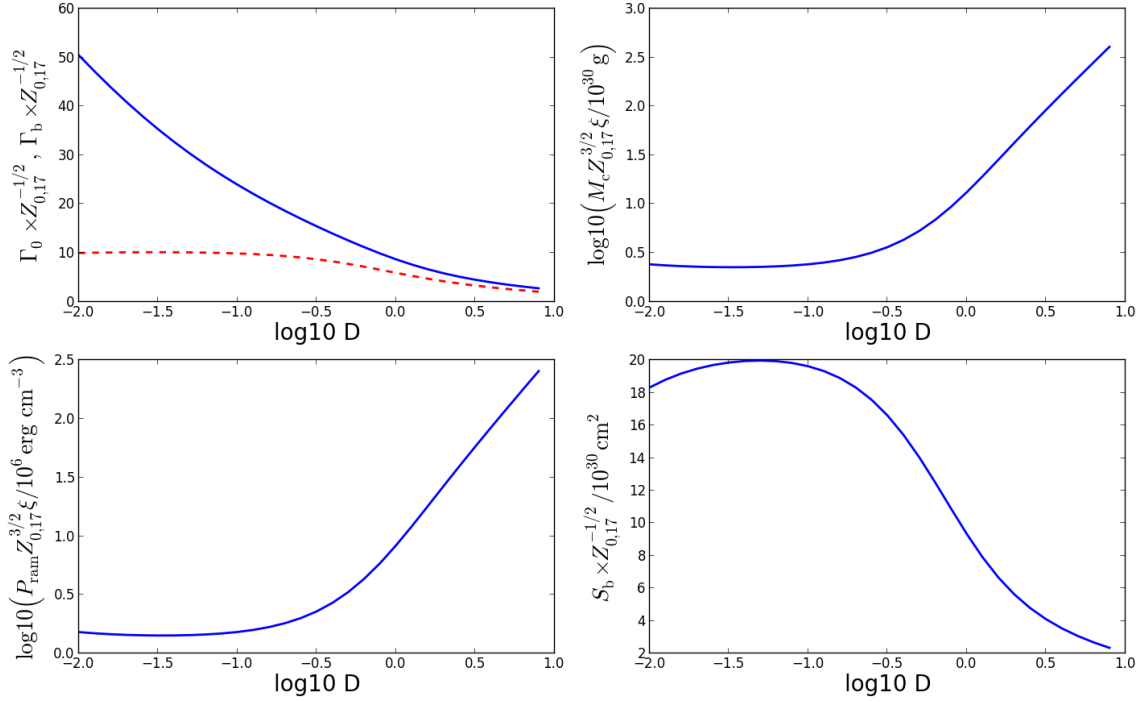


FIG. 5.— The derived jet parameters as a function of the D parameter.

For large values of the D parameter, the integration term in the above equation can be obtained analytically if one accounts for the relation $F_e = (dg/dy)g^4/D$:

$$\bar{F}_e = \int_1^{\infty} dy F_e \frac{D}{g^2} = \int_0^{g_{\max}} dg g^2 = \frac{1}{3} g_{\max}^3. \quad (\text{B10})$$

Here we note that, in the case of an accelerating jet, the integral determining the total emitted energy is divergent. Formally, this is so because of $g_{\max} \rightarrow \infty$. Therefore, the integration should be artificially truncated at some point. Physically, this point would correspond to the moment when the blob gets homogenized in the jet. For large values of D , the blob speed rapidly reaches the jet velocity, and one should adopt $g_{\max} = 1$. For small D values, we use $\int_1^{\infty} dy F_e \frac{D}{g^2} = D$, which is a precise identity for the case of a conical jet, and corresponds to a truncation at $y \sim 3$ for a parabolic jet. Therefore, for the present order-of-magnitude estimates, one can estimate the energy emitted by the blob as

$$\bar{F}_e = \int_1^{\infty} dy F_e \frac{D}{g^2} = \min\left(D, \frac{1}{3}\right). \quad (\text{B11})$$

Since the structure of the jet only imposes uncertainties of the order of 2, for the order-of-magnitude estimates presented in this paper we use the solution obtained for the conical jet structure. To use the solution obtained for the parabolic structure of the jet one should properly describe the process of the blob homogenization in the jet, which is out of the scope of this work.

C. A SOLUTION FOR THE JET PARAMETERS

One can obtain a simplified analytical solution which allows the determination of the jet parameters. Ignoring the weak dependence on R_* in equation (17), one obtains:

$$M_{c,30} = \frac{3 \times 10^{-2}}{\xi F_{e,\max} \Gamma_{j,1.5}^2 S_{b,32}} \left(\frac{L_{\gamma}}{2 \times 10^{50} \text{erg}} \right) \left(\frac{t_{\text{pl}}}{13 \text{d}} \right)^{-2} \left(\frac{1 + z_{\text{rs}}}{1.859} \right)^2. \quad (\text{C1})$$

From equation (15), one can infer the mass of the cloud:

$$M_{c,30} = \frac{0.1}{\xi \bar{F}_e \Gamma_{j,1.5}^3} \left(\frac{E_\gamma}{2 \times 10^{55} \text{erg}} \right), \quad (\text{C2})$$

and equation (14) can be re-normalized as

$$P_0 = 2 \times 10^4 \xi^{-1} F_{e,\text{max}}^{-1} \Gamma_{0,1.5}^{-2} S_{b,32}^{-1} \left(\frac{L_\gamma}{2 \times 10^{50} \text{erg}} \right) \text{erg cm}^{-3}. \quad (\text{C3})$$

Finally, the definition of the D parameter, equation (6), provides the fourth required equation to determine the parameters P_0 , S_b , M_c and Γ_0 . Here we assume that the flare was the result of the superposition of 4 subflares (i.e., $M_c = 4M_b$):

$$D = \frac{6 \times 10^{-3} z_{0,17}}{F_{e,\text{max}} \xi M_{c,30} \Gamma_{0,1.5}^5} \left(\frac{L_\gamma}{2 \times 10^{50} \text{erg}} \right). \quad (\text{C4})$$

Equations (C1 – C4) have a unique solution, which characterizes the parameters P_0 , S_b , M_c and Γ_0 as functions of D :

$$P_0 = 3 \times 10^6 \frac{F_{e,\text{max}}^{1.5} D^{1.5}}{\bar{F}_e^{2.5} \xi z_{0,17}^{1.5}} \left(\frac{L_\gamma}{2 \times 10^{50} \text{erg}} \right)^{-1.5} \left(\frac{t_{\text{pl}}}{13 \text{d}} \right)^{-2} \left(\frac{E_\gamma}{2 \times 10^{55} \text{erg}} \right)^{2.5} \text{erg cm}^{-3} \quad (\text{C5})$$

$$M_c = 4M_b = 5 \times 10^{30} \frac{F_{e,\text{max}}^{1.5} D^{1.5}}{\bar{F}_e^{2.5} \xi z_{0,17}^{1.5}} \left(\frac{L_\gamma}{2 \times 10^{50} \text{erg}} \right)^{-1.5} \left(\frac{E_\gamma}{2 \times 10^{55} \text{erg}} \right)^{2.5} \text{g}, \quad (\text{C6})$$

$$\Gamma_0 = 8 \left(\frac{\bar{F}_e z_{0,17}}{F_{e,\text{max}} D} \right)^{0.5} \left(\frac{L_\gamma}{2 \times 10^{50} \text{erg}} \right)^{0.5} \left(\frac{E_\gamma}{2 \times 10^{55} \text{erg}} \right)^{-0.5}, \quad (\text{C7})$$

and

$$S_b = 8 \times 10^{30} \frac{z_{0,17}^{0.5} \bar{F}_e^{1.5}}{F_{e,\text{max}}^{1.5} D^{0.5}} \left(\frac{L_\gamma}{2 \times 10^{50} \text{erg}} \right)^{1.5} \left(\frac{t_{\text{pl}}}{13 \text{d}} \right)^2 \left(\frac{E_\gamma}{2 \times 10^{55} \text{erg}} \right)^{-1.5} \text{cm}^2. \quad (\text{C8})$$

The values $F_{e,\text{max}}$ and \bar{F}_e depend on the value of the D parameter and the structure of the jet. To illustrate the feasibility of the derived solution, in figure 5 we show the jet parameters as functions of the D parameter.

ACKNOWLEDGMENTS

The authors are thankful to S. Kelner for useful discussions and Benoit Lott for providing observational data. The research leading to these results has received funding from the European Union Seventh Framework Program (FP7/2007-2013) under grant agreement PIEF-GA-2009-252463. V.B.-R. acknowledges support by the Spanish Ministerio de Ciencia e Innovación (MICINN) under grants AYA2010-21782-C03-01 and FPA2010-22056-C06-02. V.B.-R. acknowledges financial support from MINECO through a Ramón y Cajal fellowship. This research has been supported by the Marie Curie Career Integration Grant 321520. BMV acknowledges partial support by RFBR grant 12-02-01336-a.

REFERENCES

- Abdo, A. A., et al. 2011, *ApJ*, 733, L26
 Ackermann, M., et al. 2010, *ApJ*, 721, 1383
 Aharonian, F., et al. 2007, *ApJ*, 664, L71
 Aharonian, F. A. 2000, *New Astronomy*, 5, 377
 Aharonian, F. A., Belyanin, A. A., Derishev, E. V., Kocharovsky, V. V., & Kocharovsky, V. V. 2002, *Phys. Rev. D*, 66, 023005
 Aharonian, F. A., Khangulyan, D., & Costamante, L. 2008, *MNRAS*, 387, 1206
 Araudo, A. T., Bosch-Ramon, V., & Romero, G. E. 2010, *A&A*, 522, A97+
 Barkov, M. V., Aharonian, F. A., Bogovalov, S. V., Kelner, S. R., & Khangulyan, D. 2012a, *ApJ*, 749, 119
 Barkov, M. V., Aharonian, F. A., & Bosch-Ramon, V. 2010, *ApJ*, 724, 1517
 Barkov, M. V., Bosch-Ramon, V., & Aharonian, F. A. 2012b, *ApJ*, 755, 170
 Barkov, M. V., & Komissarov, S. S. 2008, *International Journal of Modern Physics D*, 17, 1669
 Basko, M. M., & Sunyaev, R. A. 1973, *Ap&SS*, 23, 117
 Basko, M. M., Sunyaev, R. A., Hatchett, S., & McCray, R. 1977, *ApJ*, 215, 276
 Beskin, V. S. 2010, *Physics-Uspehi*, 180, 1241
 Beskin, V. S., & Nokhrina, E. E. 2006, *MNRAS*, 367, 375
 Blandford, R. D., & Znajek, R. L. 1977, *MNRAS*, 179, 433
 Bonoli, G., Ghisellini, G., Foschini, L., Tavecchio, F., & TEXMFCNF is unset. Ghirlanda, G. 2011, *MNRAS*, 410, 368
 Bosch-Ramon, V. 2012, *A&A*, 542, A125
 Bosch-Ramon, V., Perucho, M., & Barkov, M. V. 2012, *A&A*, 539, A69
 Dorodnitsyn, A., Kallman, T., & Proga, D. 2008a, *ApJ*, 675, L5
 —. 2008b, *ApJ*, 687, 97
 Ghisellini, G., Foschini, L., Tavecchio, F., & Pian, E. 2007, *MNRAS*, 382, L82
 Gregori, G., Miniati, F., Ryu, D., & Jones, T. W. 2000, *ApJ*, 543, 775
 Gu, M., Cao, X., & Jiang, D. R. 2001, *MNRAS*, 327, 1111
 Jorstad, S. G., et al. 2010, *ApJ*, 715, 362
 —. 2012, arXiv:1205.0520
 Katarzyński, K., & Ghisellini, G. 2007, *A&A*, 463, 529
 Kelner, S. R., Aharonian, F. A., & Khangulyan, D. 2013, *ArXiv e-prints*
 Komissarov, S. S., Barkov, M. V., Vlahakis, N., & Königl, A. 2007, *MNRAS*, 380, 51
 Komissarov, S. S., Vlahakis, N., Königl, A., & Barkov, M. V. 2009, *MNRAS*, 394, 1182
 Lemoine, M., & Waxman, E. 2009, *JCAP*, 11, 9
 León-Tavares, J., et al. 2013, *ApJ*, 763, L36
 López-Corredoira, M., & Perucho, M. 2012, *A&A*, 544, A56
 Lovelace, R. V. E. 1976, *Nature*, 262, 649

- Mücke, A., & Protheroe, R. J. 2001, *Astroparticle Physics*, 15, 121
- Nakamura, F., McKee, C. F., Klein, R. I., & Fisher, R. T. 2006, *ApJS*, 164, 477
- Pittard, J. M., Hartquist, T. W., & Falle, S. A. E. G. 2010, *MNRAS*, 405, 821
- Ruffini, R., & Wilson, J. R. 1975, *Phys. Rev. D*, 12, 2959
- Sikora, M. 2011, in *IAU Symposium*, Vol. 275, *IAU Symposium*, ed. G. E. Romero, R. A. Sunyaev, & T. Belloni, 59–67
- Sikora, M., Moderski, R., & Madejski, G. M. 2008, *ApJ*, 675, 71
- Sitarek, J., & Bednarek, W. 2010, *MNRAS*, 409, 662
- Stern, B. E., & Poutanen, J. 2011, *MNRAS*, 417, L11
- Striani, E., et al. 2010, *ApJ*, 718, 455
- Tchekhovskoy, A., Narayan, R., & McKinney, J. C. 2010, *New Astr.*, 15, 749
- Vercellone, S., et al. 2011, *ApJ*, 736, L38
- Wehrle, A. E., et al. 2012, *ApJ*, 758, 72
- Zacharopoulou, O., Khangulyan, D., Aharonian, F. A., & Costamante, L. 2011, *ApJ*, 738, 157