

Spherically symmetric cosmological spacetimes with dust and radiation – numerical implementation –

Woei Chet Lim^{1,2}, Marco Regis³ and Chris Clarkson⁴

¹ *Department of Mathematics, University of Waikato,
Private Bag 3105, Hamilton 3240, New Zealand*

² *Max-Planck-Institute for Gravitational Physics, Am Mühlenberg 1, D-14476 Potsdam, Germany*

³ *Dipartimento di Fisica, Università di Torino and INFN, Torino, Italy*

⁴ *Astrophysics, Cosmology and Gravity Centre, and Department of Mathematics and Applied Mathematics,
University of Cape Town, Rondebosch 7701, Cape Town, South Africa**

We present new numerical cosmological solutions of the Einstein Field Equations. The spacetime is spherically symmetric with a source of dust and radiation approximated as a perfect fluid. The dust and radiation are necessarily non-comoving due to the inhomogeneity of the spacetime. Such a model can be used to investigate non-linear general relativistic effects present during decoupling or big-bang nucleosynthesis, as well as for investigating void models of dark energy with isocurvature degrees of freedom. We describe the full evolution of the spacetime as well as the redshift and luminosity distance for a central observer. After demonstrating accuracy of the code, we consider a few example models, and demonstrate the sensitivity of the late time model to the degree of inhomogeneity of the initial radiation contrast.

I. INTRODUCTION

We have developed a code to fully solve for the dynamics of a general relativistic spacetime which is inhomogeneous but spherically symmetric, with a source given by matter and radiation.¹ Exact solutions of the Einstein Field Equations exist for such a geometry if the matter is purely dust (Lemaître-Tolman-Bondi models), or pure radiation (so called Lemaître models) [1], but in the case where both sources are present an exact solution is not possible in general. Because the dust is geodesic and the radiation not (except in the homogeneous sub-case) the dust and radiation are non-comoving, making the total effective fluid anisotropic.

There are a variety of circumstances where a model such as this is important to investigate, for example:

Relativistic effects during decoupling The non-linear evolution of cosmological perturbations during decoupling leads to important deviations from Gaussianity in the CMB as well as the late time matter power spectrum (see e.g. [2]). Furthermore, non-linear dynamics of the photon-baryon plasma coupled through gravity to the dark matter will lead to subtle changes to the baryon acoustic oscillations and the corresponding peak in the galaxy power spectrum. General relativistic aspects of deviations from canonical linear theory can be studied in a model setup such as this, and can be used to place limits on the accuracy of perturbation theory, although the simplification of spherical symmetry means that we could not produce a comprehensive measurement prediction.

Void models of dark energy One of the key constraints on void models for dark energy (see [3] for a comprehensive review) arise from combined constraints from the CMB combined with local measurements of H_0 (see, e.g., [4]). It was argued in [5] that those constraints only apply to adiabatic voids in which the radiation is assumed to be homogeneous while that of the matter is inhomogeneous. Furthermore, observations such as the kinetic Sunyaev-Zel'dovich effect and the baryon acoustic oscillation feature in the matter power spectrum depend strongly on the decoupling time; as this may not be homogeneous, predictions of these effects can alter dramatically depending on the initial radiation profile. To understand this we need a fully relativistic modelling of a spherically symmetric spacetime which allows for non-comoving matter and radiation at the background level.

Inhomogeneous Big-Bang Nucleosynthesis The possibility of an inhomogeneous Big-Bang nucleosynthesis (BBN) with a varying baryon to photon and/or neutron to proton ratio on scales comparable to particle diffusion horizon at BBN has been widely studied in the literature, with the inhomogeneities often modelled assuming spherical symmetry (see, e.g., [6] for a review). The solution presented here can be exploited to study the case

*Electronic address: wclim@waikato.ac.nz, regis@to.infn.it, chris.clarkson@gmail.com

¹ COSMO-DRESS (COSMOlogical Dust and Radiation Evolution in a Spherically Symmetric spacetime), is available on request.

of isocurvature inhomogeneities and to consistently couple the particle physics dynamics to the expansion of the locally inhomogeneous Universe.

In the first iteration of the model presented here we make two approximations. The baryons and dark matter are described as a single dust fluid, which is a poor approximation during decoupling when the baryons are tightly coupled to the photons through Compton scattering. The radiation is treated as a perfect fluid. In general however, in the Einstein-Boltzmann equations for the radiation fluid, higher moments such as the anisotropic pressure cannot be neglected in an inhomogeneous spacetime.

Our current focus is however on a model in which the length-scale associated with the spherical inhomogeneity is much larger than the horizon size at matter-radiation equality. This allows us to disregard the dragging of baryons by the photons until decoupling. Moreover, since such models develop significant shear only at late times and on large scales, neglecting the higher moments should be a reasonable approximation to begin with (anisotropic pressure is sourced by the energy density of the radiation times the shear).

Both of these approximations will be removed in later iterations of the code.

The paper is organized as follows. In Section II we present the system of equations describing a spherically symmetric spacetime with a source of dust and radiation. The numerical implementation is described in Section III. In Section IV we show concrete physical examples which are also used to test the accuracy of the code. Section V concludes.

II. THE MODEL

A. Spherically Symmetric Einstein Field Equations

We shall write the Einstein field equations using the orthonormal frame formalism – see [7, 8] which we refer to for definitions and notation. The original derivation can be found in [9, 10], which we reproduce here. The line-element has the form

$$ds^2 = -N^2 d\tau^2 + (\alpha_{\parallel})^{-2} dr^2 + (\alpha_{\perp})^{-2} (d\vartheta^2 + \sin^2 \vartheta d\varphi^2). \quad (2.1)$$

α_{\parallel} and α_{\perp} are frame coefficients and depend on τ and r . (We reserve t for proper time.) The Killing vector fields are given by [11]:

$$\partial_{\varphi}, \quad \cos \varphi \partial_{\vartheta} - \sin \varphi \cot \vartheta \partial_{\varphi}, \quad \sin \varphi \partial_{\vartheta} + \cos \varphi \cot \vartheta \partial_{\varphi}. \quad (2.2)$$

The orthonormal frame vectors are:

$$\mathbf{e}_0 = N^{-1} \partial_{\tau}, \quad \mathbf{e}_1 = \alpha_{\parallel} \partial_r, \quad \mathbf{e}_2 = \alpha_{\perp} \partial_{\vartheta}, \quad \mathbf{e}_3 = \alpha_{\perp} \sin \vartheta \partial_{\varphi}, \quad (2.3)$$

where $\alpha_3 = \alpha_{\perp} / \sin \vartheta$. N , α_{\parallel} and α_{\perp} are functions of τ and r .

Spherical symmetry leads to the following restrictions on the orthonormal frame components of the kinematic variables – the shear, vorticity and acceleration:

$$\sigma_{\alpha\beta} = \text{diag}(-2\sigma_+, \sigma_+, \sigma_+), \quad \omega_{\alpha\beta} = 0, \quad \dot{u}_{\alpha} = (\dot{u}_1, 0, 0), \quad (2.4)$$

where

$$\dot{u}_1 = \mathbf{e}_1 \ln N. \quad (2.5)$$

The spatial commutation functions simplify to:

$$a_{\alpha} = (a_1, a_2, 0), \quad n_{\alpha\beta} = \begin{pmatrix} 0 & 0 & n_{13} \\ 0 & 0 & 0 \\ n_{13} & 0 & 0 \end{pmatrix}, \quad (2.6)$$

where

$$a_1 = \mathbf{e}_1 \ln \alpha_{\perp}, \quad a_2 = n_{13} = -\frac{1}{2} \alpha_{\perp} \cot \vartheta; \quad (2.7)$$

and the matter components simplify to:

$$q_{\alpha} = (q_1, 0, 0), \quad \pi_{\alpha\beta} = \text{diag}(-2\pi_+, \pi_+, \pi_+). \quad (2.8)$$

The frame rotation $\Omega_{\alpha\beta}$ is zero. To compare with the setup in [5], we identify:

$$N = e^\phi, \quad (2.9)$$

$$\alpha_\perp = \frac{1}{a_\perp r}, \quad (2.10)$$

$$(\alpha_\parallel)^{-2} = \frac{a_\parallel^2}{1 - kr^2}, \quad (2.11)$$

$$a = -\frac{\sqrt{1 - kr^2}}{a_\perp r}, \quad (2.12)$$

$$H + \sigma_+ = \tilde{H}_\perp, \quad (2.13)$$

$$H - 2\sigma_+ = \tilde{H}_\parallel; \quad (2.14)$$

(see [5] for the notation).

Now, n_{13} only appears in the equations together with $\mathbf{e}_2 n_{13}$ in the form of the Gauss curvature of the spheres

$${}^2K := 2(\mathbf{e}_2 - 2n_{13})n_{13}, \quad (2.15)$$

which simplifies to

$${}^2K = (\alpha_\perp)^2. \quad (2.16)$$

Thus there is no dependence on ϑ in the equations.

The spatial curvatures also simplify to:

$${}^3S_{\alpha\beta} = \text{diag}(-2{}^3S_+, {}^3S_+, {}^3S_+), \quad (2.17)$$

with 3R and ${}^3S_+$ given by:

$${}^3R = 4\mathbf{e}_1 a_1 - 6a_1^2 + 2{}^2K \quad (2.18)$$

$${}^3S_+ = -\frac{1}{3}\mathbf{e}_1 a_1 + \frac{1}{3}{}^2K. \quad (2.19)$$

We will drop the index from \dot{u}_1 , a_1 and write them as \dot{u} , a . To summarize, so far there are ten variables

$$N, \alpha_\parallel, \alpha_\perp, H, \sigma_+, a, \rho, q_1, p, \pi_+. \quad (2.20)$$

The evolution of N , p and π_+ yet to be specified. A temporal gauge choice determines N , and a fluid model determines p and π_+ .

Before the matter is specified and the gauge chosen, we now have the following underdetermined system.

$$\mathbf{e}_0 \alpha_\parallel = (-H + 2\sigma_+) \alpha_\parallel \quad (2.21)$$

$$\mathbf{e}_0 \alpha_\perp = -(H + \sigma_+) \alpha_\perp \quad (2.22)$$

$$\mathbf{e}_0 H = -H^2 - 2\sigma_+^2 + \frac{1}{3}(\mathbf{e}_1 + \dot{u} - 2a)\dot{u} - \frac{1}{6}(\rho + 3p) \quad (2.23)$$

$$\mathbf{e}_0 \sigma_+ = -3H\sigma_+ - \frac{1}{3}(\mathbf{e}_1 + \dot{u} + a)\dot{u} - {}^3S_+ + \pi_+ \quad (2.24)$$

$$\mathbf{e}_0 a = (-H + 2\sigma_+)a - (\mathbf{e}_1 + \dot{u})(H + \sigma_+) \quad (2.25)$$

$$\mathbf{e}_0 \rho = -3H(\rho + p) - (\mathbf{e}_1 + 2\dot{u} - 2a)q_1 - 6\sigma_+ \pi_+ \quad (2.26)$$

$$\mathbf{e}_0 q_1 = (-4H + 2\sigma_+)q_1 - \mathbf{e}_1 p - (\rho + p)\dot{u} + 2(\mathbf{e}_1 + \dot{u} - 3a)\pi_+. \quad (2.27)$$

The constraint equations are the Gauss and Codazzi constraints, and the definition of a :

$$0 = (C_G) = 3H^2 + \frac{1}{2}{}^3R - 3\sigma_+^2 - \rho \quad (2.28)$$

$$0 = (C_C)_1 = -2\mathbf{e}_1(H + \sigma_+) + 6a\sigma_+ + q_1 \quad (2.29)$$

$$0 = (\text{def } a) = (\mathbf{e}_1 - a)\alpha_\perp, \quad (2.30)$$

where the spatial curvatures are given by

$${}^3R = 4\mathbf{e}_1 a - 6a^2 + 2(\alpha_\perp)^2 \quad (2.31)$$

$${}^3S_+ = -\frac{1}{3}\mathbf{e}_1 a + \frac{1}{3}(\alpha_\perp)^2. \quad (2.32)$$

B. The matter: dust plus radiation

We shall study models with two perfect fluids (dust and radiation) with stress energy tensors

$$T_{ab}^{\text{dust}} = \rho u_a^{\text{dust}} u_b^{\text{dust}}, \quad (2.33)$$

$$T_{ab}^{\text{rad}} = \frac{4}{3} \mu^{\text{rad}} u_a^{\text{rad}} u_b^{\text{rad}} + \frac{1}{3} \mu^{\text{rad}} g_{ab}. \quad (2.34)$$

We require that each fluid satisfy the twice-contracted Bianchi identities (2.26)–(2.27). We choose the temporal gauge to be comoving with the dust: $u^{\text{dust}} = e_0$, and set the lapse to $N = e^\tau$. We use ρ to denote the dust density, and v for the radiation tilt:

$$u^{\text{rad}} = \gamma(e_0 + v e_1), \quad \gamma = (1 - v^2)^{1/2}. \quad (2.35)$$

then the radiation density measured in the dust frame is given by

$$\mu = \mu^{\text{rad}} \left(1 + \frac{4}{3} \gamma^2 v^2\right). \quad (2.36)$$

After the matter is specified and the gauge chosen, we now have the following closed system:

$$e_0 \alpha_{\parallel} = (-H + 2\sigma_+) \alpha_{\parallel} \quad (2.37)$$

$$e_0 \alpha_{\perp} = -(H + \sigma_+) \alpha_{\perp} \quad (2.38)$$

$$e_0 H = -H^2 - 2\sigma_+^2 - \frac{1}{6} \rho - \frac{1}{3} \mu \quad (2.39)$$

$$e_0 \sigma_+ = -3H\sigma_+ - {}^3S_+ - \frac{4\mu}{9G_+} v^2 \quad (2.40)$$

$$e_0 a = (-H + 2\sigma_+) a - e_1 (H + \sigma_+) \quad (2.41)$$

$$e_0 \rho = -3H\rho \quad (2.42)$$

$$e_0 \mu = -\frac{4v}{3G_+} e_1 \mu - \frac{4G_-}{3G_+^2} \mu e_1 v - \frac{4}{3G_+} \mu [(3 + v^2)H - 2va - 2v^2 \sigma_+] \quad (2.43)$$

$$e_0 v = -\frac{(1 - v^2)^2}{4G_- \mu} e_1 \mu - \frac{8v^3}{9G_+ G_-} e_1 v - \frac{(1 - v^2)v}{G_-} \left[-2\sigma_+ + \frac{2}{3} va \right], \quad (2.44)$$

where $G_{\pm} = 1 \pm \frac{1}{3} v^2$. The constraint equations are

$$0 = 3H^2 + \frac{1}{2} {}^3R - 3\sigma_+^2 - \rho - \mu \quad (2.45)$$

$$0 = -2e_1 (H + \sigma_+) + 6a\sigma_+ + \frac{4\mu}{3G_+} v \quad (2.46)$$

$$0 = (e_1 - a) \alpha_{\perp}. \quad (2.47)$$

C. Distances and redshifts for a central observer.

In this section we develop the luminosity distance and redshift relation for a dust observer at the centre to an object on the dust congruence u_a^{dust} .

Consider the observer at the centre receiving an incoming photon at the present time $t = t_0$. Let $x_{\text{photon}}(t)$ denote the location of the incoming photon at time t . It is governed by (from $ds^2 = 0$)

$$\frac{d}{dt} x_{\text{photon}}(t) = -N \alpha_{\parallel}|_{(t, x_{\text{photon}}(t))}, \quad (2.48)$$

with initial condition $x_{\text{photon}}(t_0) = 0$, and $\frac{d}{dt}$ denotes the derivation along the null geodesic.

Let k^a be the 4-vector of an incoming radial null geodesic ($k_a k^a = 0$):

$$k^a = \epsilon N^{-1} \frac{\partial}{\partial t} - \epsilon \alpha_{\parallel} \frac{\partial}{\partial r} = (\epsilon, -\epsilon, 0, 0) \quad \text{in the orthonormal frame,} \quad (2.49)$$

which satisfies the null geodesic equation

$$k_{a;b} k^b = 0. \quad (2.50)$$

The components $k_{0;b}k^b = 0$ and $k_{1;b}k^b = 0$ both give the same equation for ϵ , the photon energy:

$$\left(N^{-1}\frac{\partial}{\partial t} - \alpha_{\parallel}\frac{\partial}{\partial r}\right)\ln\epsilon = N^{-1}\frac{\partial}{\partial t}\ln\alpha_{\parallel} + \alpha_{\parallel}\frac{\partial}{\partial r}\ln N. \quad (2.51)$$

Assuming $N = N(t)$ and using (2.37), we get

$$\left(N^{-1}\frac{\partial}{\partial t} - \alpha_{\parallel}\frac{\partial}{\partial r}\right)\ln\epsilon = -(H - 2\sigma_+) \quad (2.52)$$

For a single ray of light, we consider $\epsilon(t, x_{\text{photon}}(t))$, abbreviated to $\epsilon(t)$. Then

$$\frac{d}{dt}\ln\epsilon(t) = -N(t)(H - 2\sigma_+)(t, x_{\text{photon}}(t)). \quad (2.53)$$

The redshift of the incoming light, z , is defined in terms of the energy of the photon by

$$1 + z(t) = \frac{\epsilon(t)}{\epsilon(t_0)}. \quad (2.54)$$

The actual value of $\epsilon(t_0)$ does not matter here, so we set it to 1 in the numerical computation.

The angular diameter distance is determined by considering the divergence of the null vector field: $\theta = \nabla_a k^a$. The expansion θ works out to be (after using (2.51) to simplify):

$$\frac{\theta}{\epsilon} = -\left(N^{-1}\frac{\partial}{\partial t} - \alpha_{\parallel}\frac{\partial}{\partial r}\right)\ln\alpha_{\perp} \quad (2.55)$$

Let $A(t)$ denote the beam cross-section area. Then

$$N^{-1}\frac{d}{dt}\ln\sqrt{A} = \frac{\theta(t, x_{\text{photon}}(t))}{\epsilon(t, x_{\text{photon}}(t))} \quad (2.56)$$

which implies that

$$\sqrt{A} \propto \frac{1}{\alpha_{\perp}}; \quad (2.57)$$

\sqrt{A} is proportional to the angular-diameter distance d_A . The angular-diameter distance is then $d_A = (1/\alpha_{\perp})_{\text{in}}$. The luminosity distance is given by $d_L = (1+z)^2 d_A$.

III. EQUATIONS FOR NUMERICAL SIMULATIONS

To convert to system into a PDE system suitable for numerics there are a number of issues to consider. First we use different variables and use the constraints to eliminate spatial derivative terms in the evolution equations (2.40) and (2.41) [12]. Although we fail to regularize some terms (specifically, v/A_{\perp}) in the evolution equations of the radiation fluid variables, the resulting equations (see below) are still more suitable for numerical evolution than the original equations, so we will use them. A coordinate singularity at origin requires us to avoid evaluating singular terms in the equations, but, as we discuss below, we will stagger the grid one-half grid width away from the origin (also mentioned in [12]).

The change of variables are the following:

$$A_{\perp} = \frac{1}{\alpha_{\perp}}, \quad H_{\parallel} = H - 2\sigma_+, \quad H_{\perp} = H + \sigma_+, \quad (a + \alpha_{\perp}) = a + \alpha_{\perp} \quad (3.1)$$

We refrain from assigning a new letter for the variable $(a + \alpha_{\perp})$.

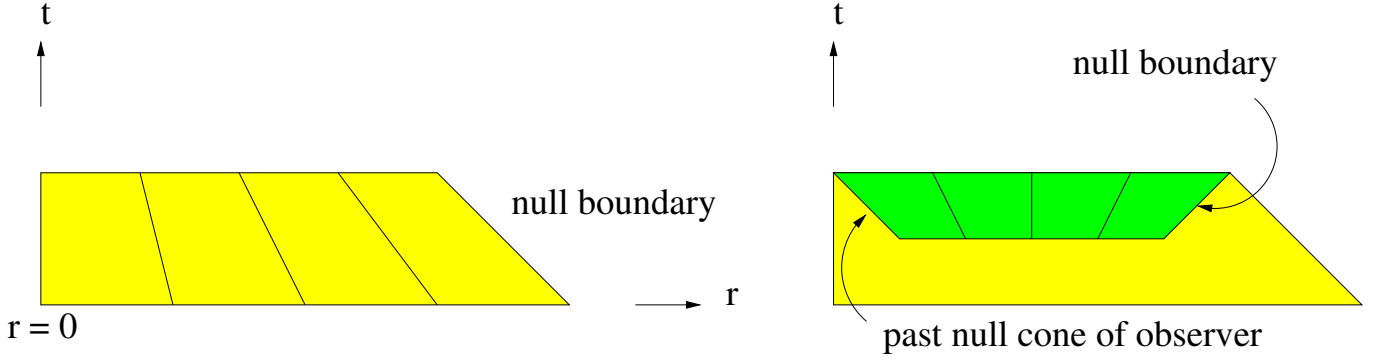


FIG. 1: The spacetime simulated in the first and second stages of numerical simulation. See text in Sections III A and III B.

The evolution equations (with lapse $N = e^\tau$) in (τ, r) coordinates become:

$$\partial_\tau \alpha_\parallel = -N H_\parallel \alpha_\parallel \quad (3.2)$$

$$\partial_\tau A_\perp = N H_\perp A_\perp \quad (3.3)$$

$$\partial_\tau H_\parallel = -N \left[H_\parallel^2 - H_\perp^2 + (a + \alpha_\perp)^2 - 2 \frac{(a + \alpha_\perp)}{A_\perp} + \frac{1}{2} \rho + \frac{2}{3} \mu + \frac{8}{9} \frac{\mu}{G_+} v^2 \right] \quad (3.4)$$

$$\partial_\tau H_\perp = -N \left[\frac{3}{2} H_\perp^2 - \frac{1}{2} \left((a + \alpha_\perp)^2 - 2 \frac{(a + \alpha_\perp)}{A_\perp} \right) + \frac{1}{6} \mu + \frac{4}{9} \frac{\mu}{G_+} v^2 \right] \quad (3.5)$$

$$\partial_\tau (a + \alpha_\perp) = -N \left[H_\perp (a + \alpha_\perp) + \frac{2}{3} \frac{\mu}{G_+} v \right] \quad (3.6)$$

$$\partial_\tau \rho = -N (H_\parallel + 2H_\perp) \rho \quad (3.7)$$

$$\begin{aligned} \partial_\tau \mu = N \left[-\frac{4}{3} \frac{v}{G_+} \alpha_\parallel \partial_r \mu - \frac{4}{3} \frac{G_-}{G_+^2} \mu \alpha_\parallel \partial_r v \right. \\ \left. - \frac{4}{3} \frac{\mu}{G_+} \left(G_+ (H_\parallel + 2H_\perp) - 2v(a + \alpha_\perp) + 2 \frac{v}{A_\perp} + \frac{2}{3} v^2 (H_\parallel - H_\perp) \right) \right] \end{aligned} \quad (3.8)$$

$$\begin{aligned} \partial_\tau v = N \left[-\frac{(1-v^2)^2}{4G_-} \alpha_\parallel \frac{\partial_r \mu}{\mu} - \frac{8}{9} \frac{v^3}{G_+ G_-} \alpha_\parallel \partial_r v \right. \\ \left. - \frac{2(1-v^2)v}{3G_-} \left(H_\parallel - H_\perp + v(a + \alpha_\perp) - \frac{v}{A_\perp} \right) \right] \end{aligned} \quad (3.9)$$

The constraints are

$$0 = (C_G) = H_\perp^2 + 2H_\parallel H_\perp + 2\alpha_\parallel \partial_r (a + \alpha_\perp) + 4 \frac{(a + \alpha_\perp)}{A_\perp} - 3(a + \alpha_\perp)^2 - \rho - \mu \quad (3.10)$$

$$0 = (C_C)_1 = -2\alpha_\parallel \partial_r H_\perp + 2(a + \alpha_\perp)(H_\perp - H_\parallel) - 2 \frac{(H_\perp - H_\parallel)}{A_\perp} + \frac{4}{3} \frac{\mu}{G_+} v \quad (3.11)$$

$$0 = (\text{def } a) = (a + \alpha_\perp) A_\perp + \alpha_\parallel \partial_r A_\perp - 1. \quad (3.12)$$

A. Initial condition specification

We specify the initial condition at early times (before last scattering), and evolve the spacetime to the present day. The reason we specify the initial condition at early times rather than at present day is that we want simulate a model with a homogeneous bang time. This is the first stage of simulation. In the second stage of the simulation, we evolve backward from present day to last scattering to obtain the redshift and luminosity distance from the centre. See Figure 1.

We now describe our specification of the initial condition. From the evolution and constraint equations above, we see that there are eight variables and three constraints. One way to specify the initial condition is to specify five of the variables and use the constraint to compute the other three. For example, one can specify the four “physical”

quantities

$$H_{\parallel}, H_{\perp}, \rho, \text{ and } \mu,$$

set α_{\parallel} (which is equivalent to a gauge choice), and then use the constraints to compute A_{\perp} , $(a + \alpha_{\perp})$, and v .

B. Numerical Evolution and avoidance of boundary conditions

In this section we describe the numerical evolution in the first and second stages (see Figure 1). In the first stage we compute the spacetime region we are interested in. For this we have the following boundary considerations:

Inner boundary We require the solution to be smooth. This implies that the variables must be either odd or even functions of r . Specifically, A_{\perp} , $(a + \alpha_{\perp})$ and v are odd, while α_{\parallel} , H_{\parallel} , H_{\perp} , ρ and μ are even. This takes care of the inner boundary condition at $r = 0$. To avoid evaluating singular terms in the evolution equations we stagger the grid from the origin; i.e. we move the grid one-half grid point from the origin.

Outer boundary We can avoid specifying outer boundary conditions by transforming to null coordinates, using the ‘zooming’ technique in [13]. To implement this, new reference coordinates (T, X) are used, with $\tau = T$, and $r = r(T, X)$.

The coordinate r is given by the evolution equation

$$\partial_T r = \partial_T r_{\text{in}} + (\partial_T r_{\text{out}} - \partial_T r_{\text{in}}) \frac{X - X_{\text{in}}}{X_{\text{out}} - X_{\text{in}}}, \quad (3.13)$$

where

$$\partial_T r_{\text{in}} = 0, \quad \partial_T r_{\text{out}} = -N(\alpha_{\parallel})_{\text{out}}, \quad (3.14)$$

and we choose $r = X$ initially. By the Chain Rule, the change of coordinates from (τ, r) to (T, X) changes the partial derivatives as follows:

$$\partial_{\tau} = \partial_T - \frac{\partial_T r}{\partial_X r} \partial_X, \quad \partial_r = (\partial_X r)^{-1} \partial_X. \quad (3.15)$$

The evolution equations (with lapse $N = e^T$) in (T, X) coordinates are then given by:

$$\partial_T \alpha_{\parallel} = -N H_{\parallel} \alpha_{\parallel} + \frac{\partial_T r}{\partial_X r} \partial_X \alpha_{\parallel} \quad (3.16)$$

$$\partial_T A_{\perp} = N H_{\perp} A_{\perp} + \frac{\partial_T r}{\partial_X r} \partial_X A_{\perp} \quad (3.17)$$

$$\partial_T H_{\parallel} = -N \left[H_{\parallel}^2 - H_{\perp}^2 + (a + \alpha_{\perp})^2 - 2 \frac{(a + \alpha_{\perp})}{A_{\perp}} + \frac{1}{2} \rho + \frac{2}{3} \mu + \frac{8}{9} \frac{\mu}{G_+} v^2 \right] + \frac{\partial_T r}{\partial_X r} \partial_X H_{\parallel} \quad (3.18)$$

$$\partial_T H_{\perp} = -N \left[\frac{3}{2} H_{\perp}^2 - \frac{1}{2} \left((a + \alpha_{\perp})^2 - 2 \frac{(a + \alpha_{\perp})}{A_{\perp}} \right) + \frac{1}{6} \mu + \frac{4}{9} \frac{\mu}{G_+} v^2 \right] + \frac{\partial_T r}{\partial_X r} \partial_X H_{\perp} \quad (3.19)$$

$$\partial_T (a + \alpha_{\perp}) = -N \left[H_{\perp} (a + \alpha_{\perp}) + \frac{2}{3} \frac{\mu}{G_+} v \right] + \frac{\partial_T r}{\partial_X r} \partial_X (a + \alpha_{\perp}) \quad (3.20)$$

$$\partial_T \rho = -N (H_{\parallel} + 2H_{\perp}) \rho + \frac{\partial_T r}{\partial_X r} \partial_X \rho \quad (3.21)$$

$$\begin{aligned} \partial_T \mu = N \left[-\frac{4}{3} \frac{v}{G_+} \frac{\alpha_{\parallel}}{\partial_X r} \partial_X \mu - \frac{4}{3} \frac{G_-}{G_+^2} \mu \frac{\alpha_{\parallel}}{\partial_X r} \partial_X v \right. \\ \left. - \frac{4}{3} \frac{\mu}{G_+} \left(G_+ (H_{\parallel} + 2H_{\perp}) - 2v(a + \alpha_{\perp}) + 2 \frac{v}{A_{\perp}} + \frac{2}{3} v^2 (H_{\parallel} - H_{\perp}) \right) \right] + \frac{\partial_T r}{\partial_X r} \partial_X \mu \end{aligned} \quad (3.22)$$

$$\begin{aligned} \partial_T v = N \left[-\frac{(1 - v^2)^2}{4G_-} \frac{\alpha_{\parallel}}{\partial_X r} \frac{\partial_X \mu}{\mu} - \frac{8}{9} \frac{v^3}{G_+ G_-} \frac{\alpha_{\parallel}}{\partial_X r} \partial_X v \right. \\ \left. - \frac{2(1 - v^2)v}{3G_-} \left(H_{\parallel} - H_{\perp} + v(a + \alpha_{\perp}) - \frac{v}{A_{\perp}} \right) \right] + \frac{\partial_T r}{\partial_X r} \partial_X v \end{aligned} \quad (3.23)$$

The constraints are

$$0 = (C_G) = H_\perp^2 + 2H_\parallel H_\perp + 2\frac{\alpha_\parallel}{\partial_X r} \partial_X (a + \alpha_\perp) + 4\frac{(a + \alpha_\perp)}{A_\perp} - 3(a + \alpha_\perp)^2 - \rho - \mu \quad (3.24)$$

$$0 = (C_C)_1 = -2\frac{\alpha_\parallel}{\partial_X r} \partial_X H_\perp + 2(a + \alpha_\perp)(H_\perp - H_\parallel) - 2\frac{(H_\perp - H_\parallel)}{A_\perp} + \frac{4}{3}\frac{\mu}{G_+}v \quad (3.25)$$

$$0 = (\text{def } a) = (a + \alpha_\perp)A_\perp + \frac{\alpha_\parallel}{\partial_X r} \partial_X A_\perp - 1. \quad (3.26)$$

In the second stage we compute the distance redshift relation for an observer located at t_{today} and $r = 0$. This requires extrapolating (with 4th order accuracy) the final data from the first stage to $r = 0$, including the fractions $\frac{(a + \alpha_\perp)}{A_\perp}$ and $\frac{v}{A_\perp}$. On the past lightcone of the central observer the coordinate r given by the evolution equation (3.13) where

$$\partial_T r_{\text{in}} = -N(\alpha_\parallel)_{\text{in}}, \quad \partial_T r_{\text{out}} = N(\alpha_\parallel)_{\text{out}}. \quad (3.27)$$

We also require one additional evolution equation for the redshift z :

$$\partial_T \ln(1 + z) = -NH_\parallel|_{\text{in}}, \quad (3.28)$$

The angular-diameter distance d_A is directly proportional to $(A_\perp)_{\text{in}}$, so we simply set $d_A = (A_\perp)_{\text{in}}$

1. Implementation

We use the classical 4th order Runge-Kutta method to evolve the equations. We use the 4th order accurate central finite differencing to evaluate spatial derivatives on the interior grid points, while near the null boundary we use 4th order accurate skewed finite differencing. We use a uniform grid. Constraints are monitored but are not used to correct the evolution other than that which was already used to modify the evolution equations.

The CFL condition puts an upper bound on the time-step:

$$|\Delta T| < \frac{\Delta X}{\text{max speed}}, \quad (3.29)$$

where

$$\text{max speed} = \max \left\{ \frac{N\alpha_\parallel}{\partial_X r} + \left| \frac{\partial_T r}{\partial_X r} \right| \right\}. \quad (3.30)$$

Note that ΔT is negative for backward evolution in the second stage.

IV. EXAMPLES

We now consider some example spacetimes and show the accuracy of the code. In particular, we focus on cosmological void models, which are spherically symmetric spacetimes with a large-scale under-density at the center at recent epoch. They have been considered to explain the dimming of SNIa without introducing a dark-energy component (see, e.g., [3] for a review, and references therein).

The specification of initial conditions in those models goes as follows. Since inhomogeneities are larger than few hundreds Mpc in size (comoving units), while the sound horizon, setting the largest scale seen in the pre-decoupling part, is around 150 Mpc, the evolution up to a time t_{early} (pre-decoupling) is described by different FLRW models along each worldline. Indeed, as long as the gradient of inhomogeneities is small in any causally connected patch of the Universe, the evolution of horizon-size regions can be described by mean of FLRW equations.

At t_{early} , we set the shear σ_+ to zero, and specify $\Omega_m(r)$ and $\Omega_r(r)$. For example, one can choose Gaussian profiles:

$$\Omega_m(t_{\text{early}}, r) = (\Omega_m)_{\text{out}}(t_{\text{early}}) + [(\Omega_m)_{\text{in}}(t_{\text{early}}) - (\Omega_m)_{\text{out}}(t_{\text{early}})]e^{-r^2/w_m^2} \quad (4.1)$$

and similarly for $\Omega_r(t_{\text{early}}, r)$, where the label “in” is used for the worldline at the origin, while “out” stands for spatial infinity (with r being the radial coordinate and w being the width of the inhomogeneity). In this case, initial conditions reduce to specifying 6 parameters at early times: $\{(\Omega_m)_{\text{in}}, (\Omega_r)_{\text{in}}, (\Omega_m)_{\text{out}}, (\Omega_r)_{\text{out}}, w_m, w_r\}(t_{\text{early}})$. However, we tested the code with other more complicated profiles (see below).

We compute $H = H_\parallel = H_\perp$ at t_{early} by integrating between $t = 0$ and $t = t_{\text{early}}$ with FLRW evolution along each worldline and (important condition) setting the bang time to zero. We fix the gauge taking α_\parallel to be constant. The other functions are then derived by solving the constraint equations.

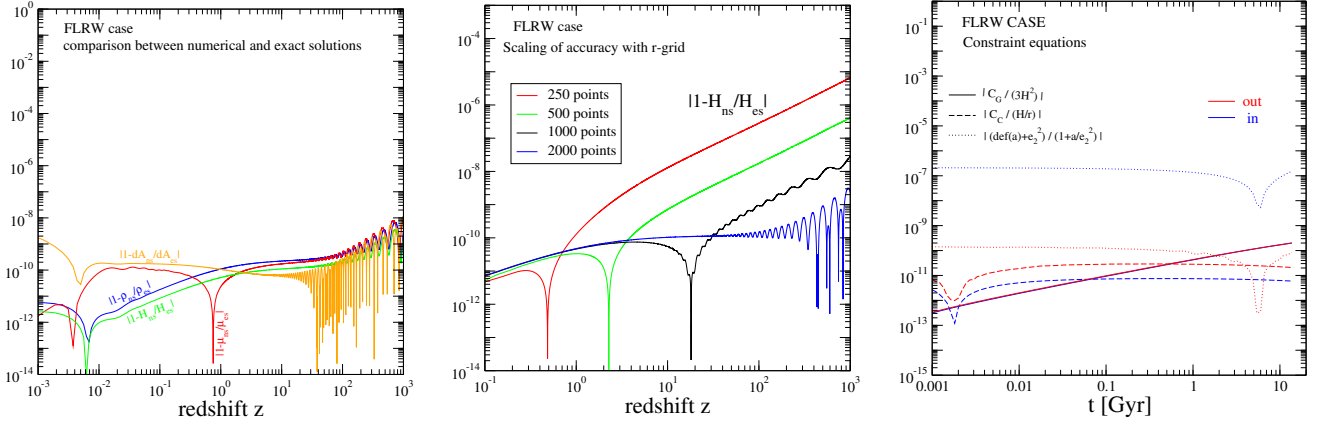


FIG. 2: **Homogeneous FLRW limit.** *Left:* Comparison between numerical (ns) and analytic exact (es) solutions in the FLRW case. We plot $|\delta_i| = |1 - f_{ns}^i/f_{es}^i|$ as a function of redshift, with f^i being matter density ρ , radiation density μ , Hubble rate H , and area distance d_A . *Left:* Same of left panel for $H(z)$ using different numbers of points for the r -grid. *Right:* Numerical output for the constraints in Eqs. (3.24)–(3.26), which should be zero. They are shown for central and asymptotic regions.

A. The homogeneous FLRW limit

In Fig. 2 we test the accuracy of the code in the limit where both matter and radiation are homogeneous. In this case, we can make use of the standard analytic solution of Einstein equations (setting the cosmological constant $\Lambda = 0$) to compute relevant quantities and compare to the code output. In Fig. 2a, ρ , μ , H , and d_A are computed along the lightcone of the central observer. The agreement is at a level below 10^{-8} up to $z = 10^3$ (and a significant part of the errors is due to the redshift interpolation rather than inaccuracy of the solution). In this example we choose the today parameters to be $h_0 = 0.7$, $\Omega_m = 0.7$ with the radiation set by $T_{CMB} = 2.725$ K and the effective number of relativistic degrees of freedom given by $N_{\text{eff}} = 3.04$.

As mentioned above, the solution is 4th order accurate. We explicitly show it in Fig. 2b by plotting $H(z)$ obtained considering different numbers of r -grid points. The scaling of the inaccuracy has to be constant in time for a stable solution and given by $(N_1/N_2)^p$, where N_i is the number of points in the r -grid and p is the order of the accuracy. It is clear that $p \simeq 4$ with a fairly constant ratio between the different curves. With few thousands of points we reach the current noise level of the code (see blue curve).

The constraints of Eqs. (3.24)–(3.26) are satisfied at a level better than 10^{-6} at all times, see Fig. 2c. We show them along the central worldline (which is the one typically having largest errors due to spurious effects related to the boundary conditions) and along a worldline far from the center in an “asymptotic” region (where the errors are typically the smallest).

B. Pure-dust LTB versus two-fluid solution

Now we want to repeat the accuracy analysis in an inhomogeneous scenario, and see how the full solution with two fluids compares to pure-dust LTB models normally adopted in the literature. For the sake of concreteness we choose a model (other examples give similar results) which leads to parameters on the today surface being $h_0^{(in)} = 0.7$, $\Omega_m^{(out)} \simeq 0.7$, $\Omega_m^{(in)} \simeq 0.16$, $T_0^{(in)} = 2.725$ K, and $T_0^{(out)} \simeq 2.8$ K. The inhomogeneity profile is modeled through a Gaussian with a width corresponding to $z = 1$.

The constraints in Eqs. (3.24)–(3.26) are satisfied at the level better than 10^{-4} , as shown for the central worldline in Fig. 3a. The accuracy is clearly lower than in the homogeneous case, but the scaling is again constant and not far from 4th order (see ratio between solid lines).

Physical quantities which become non-zero in the inhomogeneous scenario are the shear σ_+ and the peculiar velocity v . They indeed get large values in this model, peaking at redshift corresponding to the size of the inhomogeneity. In the homogeneous scenario, on the other hand, the shear has to be zero and radiation is comoving with matter (i.e., $v = 0$). The numerical error on σ_+ and v never becomes relevant, although the growing of σ_+ suggests that some improvements in the computation of z -scalings can be made (indeed the right part of the plot is where we set initial conditions, thus the inaccuracy should be the smallest).

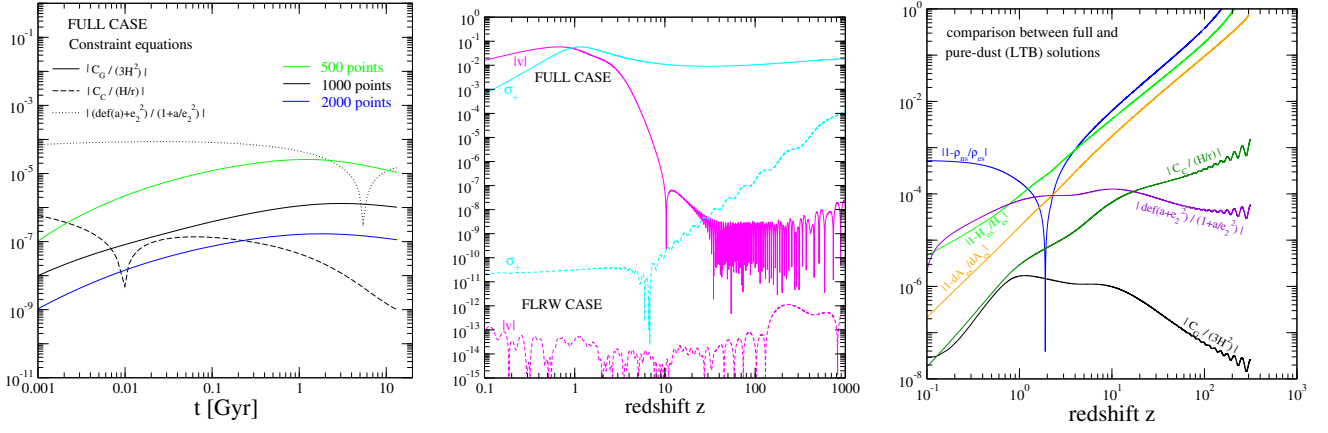


FIG. 3: **Pure-dust LTB versus two-fluid solution.** *Left:* Constraints in Eqs. (3.24)–(3.26) computed along the central worldline. The scaling of the Gauss constraint with the number of points in the r -grid is shown (similar results can be obtained for the other two constraints). *Central:* Shear σ_+ and peculiar velocity v as a function of redshift for the FLRW and the inhomogeneous (including radiation) models quoted in the text. *Right:* Comparison between full (including radiation) and pure dust (LTB) solutions. For the latter, we show also the constraints in Eqs. (3.24)–(3.26) which are explicitly violated, although at a level much lower than the actual differences between the two solutions.

In Fig. 3c we compare such two-fluid solution to a pure dust solution. As we mentioned above, in order to make equations more tractable, we specify initial conditions such that $\alpha_{||}$ was set to a constant. It implies we are using hyperspherical coordinates. On the other hand this makes it inconvenient to compare with LTB models, whose common choice of reduced-circumference polar coordinates means $\alpha_{||}$ depends on r (e.g., $\alpha_{||} = \sqrt{1 - kr^2}$ for FLRW). Therefore, it is not straightforward to simplify this model to an LTB model. Moreover, simply setting μ and v to zero would violate the Codazzi constraint. In order to satisfy the Codazzi constraint, we should set H to constant, which means we have no control over the bang time.

We proceed specifying for the pure dust case we use the same input as for the two-fluid model except for replacing $\rho_{LTB} = \rho_{full} + \mu_{full}$ in the initial condition at $z = 0$ and setting $\mu = v = \dot{v} = 0$ in all equations. In this way we explicitly violate constraints in Eqs. (3.24)–(3.26). However, this violation is much smaller than the actual differences between the two solutions as shown. We plot $|\delta_i| = |1 - f_{full}^i / f_{LTB}^i|$ as a function of redshift, with f^i being matter density ρ , Hubble rate H , and area distance d_A . The LTB solution is a good approximation up to $z \lesssim 10$, while at $z = 100$ we find $\delta_i \gtrsim 10\%$. This is larger than the radiation contribution to the energy density at such redshift (which is about 3%). Those results are similar to what found in Fig. 12 of [5], telling us that the computation of the full solution by matching an LTB spacetime to a FLRW spacetime at $z \sim 100$ (as often done in the literature) might be not accurate enough to be exploited for CMB computations (this topic will be discussed in a forthcoming paper).

C. Void models with matter and radiation inhomogeneities

In Figs. 4 and 5 we explore the evolution of the matter density, Hubble rate, and angular diameter distance for few examples of the full solution. We set the radiation and matter spatial profiles at initial time $t^{(in)} = 10^5$ s. The simplest case is a Gaussian as in Eq. 4.1. We consider two models having a few Gpc width and providing identical parameters at $z = 0$ (listed in Section IV B), the first with homogeneous radiation at early times (red), i.e. with $\Omega_r^{(in)} / \Omega_r^{(out)} = 1$, and the second with $\Omega_r^{(in)} / \Omega_r^{(out)} = 2$ (blue). The first case sketches the class of models often considered in the literature to fit SNIa data without dark-energy, while a void model with early-times inhomogeneity in the radiation profile can potentially fit also BBN [14] and CMB [5] data.

It's interesting to note in Fig. 4b how in the first case (adiabatic scenario) the matter density contrast $\delta_m = |1 - \rho_m^{(in)} / \rho_m^{(out)}|$ is highly homogeneous at early times, while in the second case the picture starts inhomogeneous (isocurvature scenario). They are set to give the same physical picture today and have the same redshift evolution for the matter profile, but the H and d_A at early times can be slightly different (see Fig. 5) because of the radiation inhomogeneity.

Alongside, we consider a case where the width is one order of magnitude smaller (i.e. about 300 Mpc) and a sinusoidal function with periodic over/under-densities $\Omega_i(t_{\text{early}}, r) = (\Omega_i)_{\text{out}}(t_{\text{early}}) + [(\Omega_i)_{\text{in}}(t_{\text{early}}) - (\Omega_i)_{\text{out}}(t_{\text{early}})] \cos(r/w)^2$ with $i = m, r$. Note that in the latter case, since obviously the matter density parameter Ω_m tends to 1 in the matter dominated epoch, the oscillations look damped as a function of z .

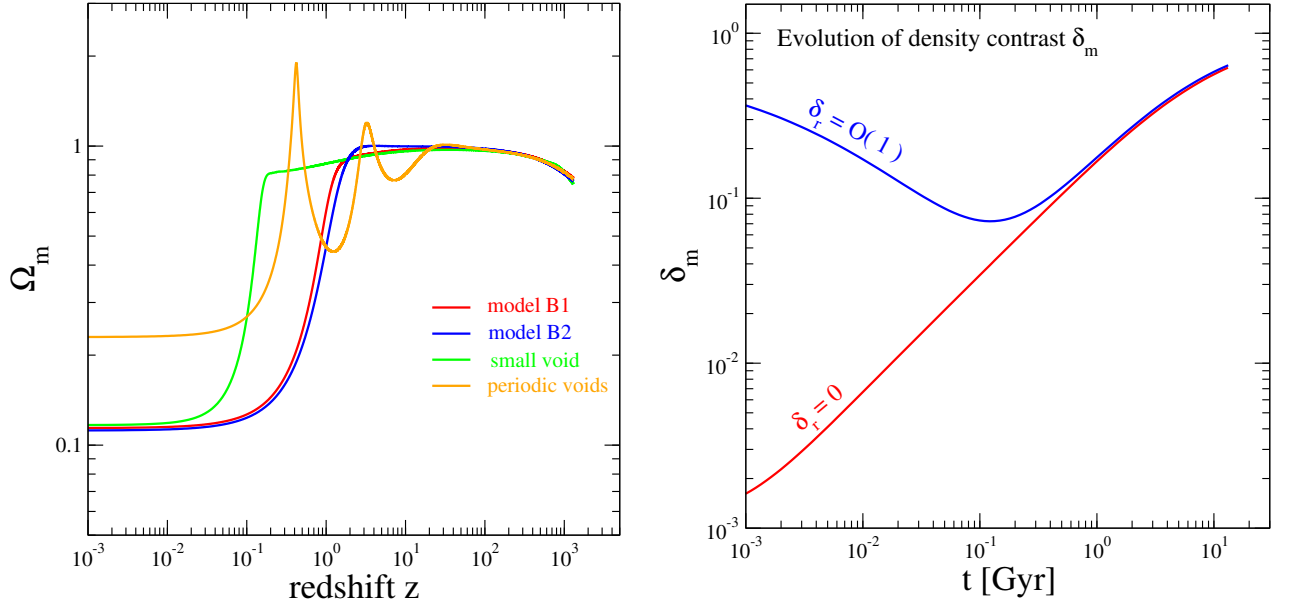


FIG. 4: **Void models with matter and radiation inhomogeneities.** *Left:* Matter density along the past-light cone of the central observer for different initial profiles. Gaussian profiles with Gpc inhomogeneity only in matter and in both matter and radiation are shown in red and blue, respectively. A small Gaussian void is shown in green, while a profile with a sinusoidal initial density profile is in orange. *Right:* Comparison of the evolution of the matter density contrast between the central and the asymptotic regions for the Gpc-voids of left panel (Gaussian profiles). The radiation is taken to be homogeneous (red) and with an $\mathcal{O}(1)$ inhomogeneity (blue), at early times.

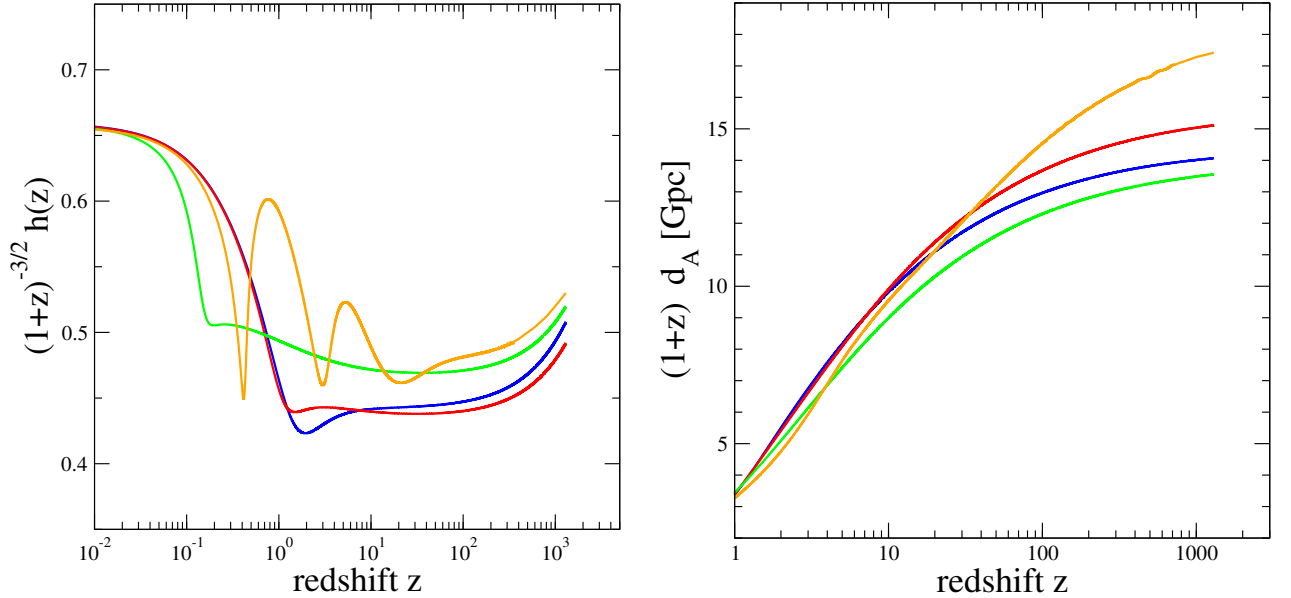


FIG. 5: *Left:* Hubble rate along past-light cone for the same models as in the left panel of Fig. 4. *Right:* Same as in the left panel, but for the angular diameter distance. Note the difference in the comoving distance of ~ 1 Gpc at $z \sim 1000$ brought on by changing the radiation profile in the initial conditions.

V. CONCLUSION

We have developed a numerical scheme for simulating spherically symmetric spacetimes with a comoving dust and a tilted radiation fluid. This scheme avoids boundary conditions by using a new zooming technique improved from that of [13] with null boundaries. The numerical evolution equations are given by (3.16)–(3.23) and (3.13). Equation (3.14) is used for the first stage, and (3.27) for the second. The second stage contains one additional evolution equation

(3.28) for the redshift. Using fourth-order Runge-Kutta method and fourth-order finite differencing to evaluate spatial derivatives, the scheme is fourth-order convergent. Stability of the scheme is not proven, but numerical errors can be monitored by plotting the constraints (3.24)–(3.26). Some examples were given to demonstrate the numerical scheme, from which we have confirmed stability. We then considered models with radiation and compared them to the pure dust LTB case, which demonstrates the importance of including radiation for the evaluation of the area distance at large redshift. We then showed how radiation inhomogeneity can also affect the model, and quantities such as the area distance at large redshift.

The key limitation of the model is that we have approximated the radiation as a perfect fluid, effectively truncating the Boltzmann hierarchy at the monopole term. When the shear is significant this induces corrections to the radiation density $\mathcal{O}(\mu\sigma^2)$ (see, e.g. Eqs. 86 and 89 in [15]). The effects associated with this are interesting to investigate in their own right, and are also important for accurately modelling a spherical object with matter and radiation. Further work is also needed to treat the baryons accurately by adding in the coupling to the photons through Compton scattering. In a future development, we will examine these effects on the constraints on void models, and in particular the combined bounds from the CMB+ H_0 which significantly constrain pure dust models.

Acknowledgements

We would like to thank A. Nagar, S. Perez Bergliaffa and F. Teppa Pannia for useful discussions. MR acknowledges the Research Grant funded by the Istituto Nazionale di Fisica Nucleare within the *Astroparticle Physics Project* (INFN grant code: FA51).

-
- [1] Bolejko, K., Krasiński, A., Hellaby, C., & Célérier, M.-N., *Structures in the Universe by Exact Methods: Formation, Evolution, Interactions*. Cambridge Monographs on Mathematical Physics, Cambridge University Press (2009)
 - [2] C. Pitrou, J. -P. Uzan and F. Bernardeau, *Phys. Rev. D* **78**, 063526 (2008) [arXiv:0807.0341 [astro-ph]].
 - [3] C. Clarkson, *Comptes Rendus Physique* **13**, 682 (2012) [arXiv:1204.5505 [astro-ph.CO]].
 - [4] A. Moss, J. P. Zibin and D. Scott, *Phys. Rev. D* **83**, 103515 (2011) [arXiv:1007.3725 [astro-ph.CO]].
 - [5] C. Clarkson and M. Regis, *JCAP* **1102**, 013 (2011) [arXiv:1007.3443 [astro-ph.CO]].
 - [6] J. F. Lara, T. Kajino and G. J. Mathews, *Phys. Rev. D* **73** (2006) 083501 [astro-ph/0603817].
 - [7] H. van Elst and C. Uggla, *Class. Quant. Grav.* **14**, 2673 (1997) [gr-qc/9603026].
 - [8] J. Wainwright and G. F. R. Ellis, *Dynamical systems in cosmology* (Cambridge University Press, Cambridge, 1997).
 - [9] A. A. Coley, S. Hervik and W. C. Lim, *AIP Conf. Proc.* **1083**, 65 (2008).
 - [10] A. A. Coley, W. C. Lim and G. Leon, arXiv:0803.0905 [gr-qc].
 - [11] H. Stephani *et al.*, *Exact solutions of Einstein's field equations, second edition* (Cambridge University Press, Cambridge, 2003).
 - [12] M. Alcubierre and J. A. Gonzalez, *Comput. Phys. Commun.* **167**, 76 (2005) [gr-qc/0401113].
 - [13] W. C. Lim, L. Andersson, D. Garfinkle, and F. Pretorius, *Phys. Rev. D* **79**, 103526 (2009).
 - [14] M. Regis and C. Clarkson, *Gen. Rel. Grav.* **44** (2012) 567 [arXiv:1003.1043 [astro-ph.CO]].
 - [15] R. Maartens, T. Gebbie and G. F. R. Ellis, *Phys. Rev. D* **59**, 083506 (1999) [astro-ph/9808163].