



Study of J/ψ production and cold nuclear matter effects in $p\text{Pb}$ collisions at $\sqrt{s_{NN}} = 5$ TeV

The LHCb collaboration[†]

Abstract

The production of J/ψ mesons with rapidity $1.5 < y < 4.0$ or $-5.0 < y < -2.5$ and transverse momentum $p_T < 14$ GeV/ c is studied with the LHCb detector in proton-lead collisions at a nucleon-nucleon centre-of-mass energy $\sqrt{s_{NN}} = 5$ TeV. The J/ψ mesons are reconstructed using the dimuon decay mode. The analysis is based on a data sample corresponding to an integrated luminosity of about 1.6 nb⁻¹. For the first time the nuclear modification factor and forward-backward production ratio are determined separately for prompt J/ψ mesons and J/ψ from b -hadron decays. Clear suppression of prompt J/ψ production with respect to proton-proton collisions at large rapidity is observed, while the production of J/ψ from b -hadron decays is less suppressed. These results show good agreement with available theoretical predictions. The measurement shows that cold nuclear matter effects are important for interpretations of the related quark-gluon plasma signatures in heavy-ion collisions.

Submitted to JHEP

© CERN on behalf of the LHCb collaboration, license CC-BY-3.0.

[†]Authors are listed on the following pages.

LHCb collaboration

R. Aaij⁴⁰, B. Adeva³⁶, M. Adinolfi⁴⁵, C. Adrover⁶, A. Affolder⁵¹, Z. Ajaltouni⁵, J. Albrecht⁹, F. Alessio³⁷, M. Alexander⁵⁰, S. Ali⁴⁰, G. Alkhazov²⁹, P. Alvarez Cartelle³⁶, A.A. Alves Jr^{24,37}, S. Amato², S. Amerio²¹, Y. Amhis⁷, L. Anderlini^{17,f}, J. Anderson³⁹, R. Andreassen⁵⁶, J.E. Andrews⁵⁷, R.B. Appleby⁵³, O. Aquines Gutierrez¹⁰, F. Archilli¹⁸, A. Artamonov³⁴, M. Artuso⁵⁸, E. Aslanides⁶, G. Auriemma^{24,m}, M. Baalouch⁵, S. Bachmann¹¹, J.J. Back⁴⁷, A. Badalov³⁵, C. Baesso⁵⁹, V. Balagura³⁰, W. Baldini¹⁶, R.J. Barlow⁵³, C. Barschel³⁷, S. Barsuk⁷, W. Barter⁴⁶, Th. Bauer⁴⁰, A. Bay³⁸, J. Beddow⁵⁰, F. Bedeschi²², I. Bediaga¹, S. Belogurov³⁰, K. Belous³⁴, I. Belyaev³⁰, E. Ben-Haim⁸, G. Bencivenni¹⁸, S. Benson⁴⁹, J. Benton⁴⁵, A. Berezhnoy³¹, R. Bernet³⁹, M.-O. Bettler⁴⁶, M. van Beuzekom⁴⁰, A. Bien¹¹, S. Bifani⁴⁴, T. Bird⁵³, A. Bizzeti^{17,h}, P.M. Bjørnstad⁵³, T. Blake³⁷, F. Blanc³⁸, J. Blouw¹⁰, S. Blusk⁵⁸, V. Bocci²⁴, A. Bondar³³, N. Bondar²⁹, W. Bonivento¹⁵, S. Borghi⁵³, A. Borgia⁵⁸, T.J.V. Bowcock⁵¹, E. Bowen³⁹, C. Bozzi¹⁶, T. Brambach⁹, J. van den Brand⁴¹, J. Bressieux³⁸, D. Brett⁵³, M. Britsch¹⁰, T. Britton⁵⁸, N.H. Brook⁴⁵, H. Brown⁵¹, A. Bursche³⁹, G. Busetto^{21,q}, J. Buytaert³⁷, S. Cadeddu¹⁵, O. Callot⁷, M. Calvi^{20,j}, M. Calvo Gomez^{35,n}, A. Camboni³⁵, P. Campana^{18,37}, D. Campora Perez³⁷, A. Carbone^{14,c}, G. Carboni^{23,k}, R. Cardinale^{19,i}, A. Cardini¹⁵, H. Carranza-Mejia⁴⁹, L. Carson⁵², K. Carvalho Akiba², G. Casse⁵¹, L. Cassina¹, L. Castillo Garcia³⁷, M. Cattaneo³⁷, Ch. Cauet⁹, R. Cenci⁵⁷, M. Charles⁵⁴, Ph. Charpentier³⁷, S.-F. Cheung⁵⁴, N. Chiapolini³⁹, M. Chrzaszcz^{39,25}, K. Ciba²⁶, X. Cid Vidal³⁷, G. Ciezarek⁵², P.E.L. Clarke⁴⁹, M. Clemencic³⁷, H.V. Cliff⁴⁶, J. Closier³⁷, C. Coca²⁸, V. Coco⁴⁰, J. Cogan⁶, E. Cogneras⁵, P. Collins³⁷, A. Comerma-Montells³⁵, A. Contu^{15,37}, A. Cook⁴⁵, M. Coombes⁴⁵, S. Coquereau⁸, G. Corti³⁷, B. Couturier³⁷, G.A. Cowan⁴⁹, D.C. Craik⁴⁷, S. Cunliffe⁵², R. Currie⁴⁹, C. D'Ambrosio³⁷, P. David⁸, P.N.Y. David⁴⁰, A. Davis⁵⁶, I. De Bonis⁴, K. De Bruyn⁴⁰, S. De Capua⁵³, M. De Cian¹¹, J.M. De Miranda¹, L. De Paula², W. De Silva⁵⁶, P. De Simone¹⁸, D. Decamp⁴, M. Deckenhoff⁹, L. Del Buono⁸, N. Déléage⁴, D. Derkach⁵⁴, O. Deschamps⁵, F. Dettori⁴¹, A. Di Canto¹¹, H. Dijkstra³⁷, M. Dogaru²⁸, S. Donleavy⁵¹, F. Dordei¹¹, A. Dosil Suárez³⁶, D. Dossett⁴⁷, A. Dovbnya⁴², F. Dupertuis³⁸, P. Durante³⁷, R. Dzhelyadin³⁴, A. Dziurda²⁵, A. Dzyuba²⁹, S. Easo⁴⁸, U. Egede⁵², V. Egorychev³⁰, S. Eidelman³³, D. van Eijk⁴⁰, S. Eisenhardt⁴⁹, U. Eitschberger⁹, R. Ekelhof⁹, L. Eklund^{50,37}, I. El Rifai⁵, Ch. Elsasser³⁹, A. Falabella^{14,e}, C. Färber¹¹, C. Farinelli⁴⁰, S. Farry⁵¹, D. Ferguson⁴⁹, V. Fernandez Albor³⁶, F. Ferreira Rodrigues¹, M. Ferro-Luzzi³⁷, S. Filippov³², M. Fiore^{16,e}, C. Fitzpatrick³⁷, M. Fontana¹⁰, F. Fontanelli^{19,i}, R. Forty³⁷, O. Francisco², M. Frank³⁷, C. Frei³⁷, M. Frosini^{17,37,f}, E. Furfaro^{23,k}, A. Gallas Torreira³⁶, D. Galli^{14,c}, M. Gandelman², P. Gandini⁵⁸, Y. Gao³, J. Garofoli⁵⁸, P. Garosi⁵³, J. Garra Tico⁴⁶, L. Garrido³⁵, C. Gaspar³⁷, R. Gauld⁵⁴, E. Gersabeck¹¹, M. Gersabeck⁵³, T. Gershon⁴⁷, Ph. Ghez⁴, V. Gibson⁴⁶, L. Giubega²⁸, V.V. Gligorov³⁷, C. Göbel⁵⁹, D. Golubkov³⁰, A. Golutvin^{52,30,37}, A. Gomes², P. Gorbounov^{30,37}, H. Gordon³⁷, M. Grabalosa Gándara⁵, R. Graciani Diaz³⁵, L.A. Granado Cardoso³⁷, E. Graugés³⁵, G. Graziani¹⁷, A. Grecu²⁸, E. Greening⁵⁴, S. Gregson⁴⁶, P. Griffith⁴⁴, O. Grünberg⁶⁰, B. Gui⁵⁸, E. Gushchin³², Yu. Guz^{34,37}, T. Gys³⁷, C. Hadjivasiliou⁵⁸, G. Haefeli³⁸, C. Haen³⁷, S.C. Haines⁴⁶, S. Hall⁵², B. Hamilton⁵⁷, T. Hampson⁴⁵, S. Hansmann-Menzemer¹¹, N. Harnew⁵⁴, S.T. Harnew⁴⁵, J. Harrison⁵³, T. Hartmann⁶⁰, J. He³⁷, T. Head³⁷, V. Heijne⁴⁰, K. Hennessy⁵¹, P. Henrard⁵, J.A. Hernando Morata³⁶, E. van Herwijnen³⁷, M. Heß⁶⁰, A. Hicheur¹, E. Hicks⁵¹, D. Hill⁵⁴, M. Hoballah⁵, C. Hombach⁵³, W. Hulsbergen⁴⁰, P. Hunt⁵⁴, T. Huse⁵¹, N. Hussain⁵⁴, D. Hutchcroft⁵¹, D. Hynds⁵⁰, V. Iakovenko⁴³, M. Idzik²⁶, P. Ilten¹², R. Jacobsson³⁷, A. Jaeger¹¹,

E. Jans⁴⁰, P. Jaton³⁸, A. Jawahery⁵⁷, F. Jing³, M. John⁵⁴, D. Johnson⁵⁴, C.R. Jones⁴⁶,
 C. Joram³⁷, B. Jost³⁷, M. Kabbalo⁹, S. Kandybei⁴², W. Kanso⁶, M. Karacson³⁷, T.M. Karbach³⁷,
 I.R. Kenyon⁴⁴, T. Ketel⁴¹, B. Khanji²⁰, O. Kochebina⁷, I. Komarov³⁸, R.F. Koopman⁴¹,
 P. Koppenburg⁴⁰, M. Korolev³¹, A. Kozlinskiy⁴⁰, L. Kravchuk³², K. Kreplin¹¹, M. Kreps⁴⁷,
 G. Krocker¹¹, P. Krokovny³³, F. Kruse⁹, M. Kucharczyk^{20,25,37,j}, V. Kudryavtsev³³, K. Kurek²⁷,
 T. Kvaratskheliya^{30,37}, V.N. La Thi³⁸, D. Lacarrere³⁷, G. Lafferty⁵³, A. Lai¹⁵, D. Lambert⁴⁹,
 R.W. Lambert⁴¹, E. Lanciotti³⁷, G. Lanfranchi¹⁸, C. Langenbruch³⁷, T. Latham⁴⁷,
 C. Lazzeroni⁴⁴, R. Le Gac⁶, J. van Leerdam⁴⁰, J.-P. Lees⁴, R. Lefèvre⁵, A. Leflat³¹,
 J. Lefrançois⁷, S. Leo²², O. Leroy⁶, T. Lesiak²⁵, B. Leverington¹¹, Y. Li³, L. Li Gioi⁵, M. Liles⁵¹,
 R. Lindner³⁷, C. Linn¹¹, B. Liu³, G. Liu³⁷, S. Lohn³⁷, I. Longstaff⁵⁰, J.H. Lopes²,
 N. Lopez-March³⁸, H. Lu³, D. Lucchesi^{21,q}, J. Luisier³⁸, H. Luo⁴⁹, O. Lupton⁵⁴, F. Machefert⁷,
 I.V. Machikhiliyan³⁰, F. Maciuc²⁸, O. Maev^{29,37}, S. Malde⁵⁴, G. Manca^{15,d}, G. Mancinelli⁶,
 J. Maratas⁵, U. Marconi¹⁴, P. Marino^{22,s}, R. Märki³⁸, J. Marks¹¹, G. Martellotti²⁴, A. Martens⁸,
 A. Martín Sánchez⁷, M. Martinelli⁴⁰, D. Martinez Santos^{41,37}, D. Martins Tostes²,
 A. Martynov³¹, A. Massafferri¹, R. Matev³⁷, Z. Mathe³⁷, C. Matteuzzi²⁰, E. Maurice⁶,
 A. Mazurov^{16,32,37,e}, J. McCarthy⁴⁴, A. McNab⁵³, R. McNulty¹², B. McSkelly⁵¹,
 B. Meadows^{56,54}, F. Meier⁹, M. Meissner¹¹, M. Merk⁴⁰, D.A. Milanes⁸, M.-N. Minard⁴,
 J. Molina Rodriguez⁵⁹, S. Monteil⁵, D. Moran⁵³, P. Morawski²⁵, A. Mordà⁶, M.J. Morello^{22,s},
 R. Mountain⁵⁸, I. Mous⁴⁰, F. Muheim⁴⁹, K. Müller³⁹, R. Muresan²⁸, B. Muryn²⁶, B. Muster³⁸,
 P. Naik⁴⁵, T. Nakada³⁸, R. Nandakumar⁴⁸, I. Nasteva¹, M. Needham⁴⁹, S. Neubert³⁷,
 N. Neufeld³⁷, A.D. Nguyen³⁸, T.D. Nguyen³⁸, C. Nguyen-Mau^{38,o}, M. Nicol⁷, V. Niess⁵,
 R. Niet⁹, N. Nikitin³¹, T. Nikodem¹¹, A. Nomerotski⁵⁴, A. Novoselov³⁴,
 A. Oblakowska-Mucha²⁶, V. Obraztsov³⁴, S. Oggero⁴⁰, S. Ogilvy⁵⁰, O. Okhrimenko⁴³,
 R. Oldeman^{15,d}, M. Orlandea²⁸, J.M. Otalora Goicochea², P. Owen⁵², A. Oyanguren³⁵,
 B.K. Pal⁵⁸, A. Palano^{13,b}, M. Palutan¹⁸, J. Panman³⁷, A. Papanestis⁴⁸, M. Pappagallo⁵⁰,
 C. Parkes⁵³, C.J. Parkinson⁵², G. Passaleva¹⁷, G.D. Patel⁵¹, M. Patel⁵², G.N. Patrick⁴⁸,
 C. Patrignani^{19,i}, C. Pavel-Nicorescu²⁸, A. Pazos Alvarez³⁶, A. Pearce⁵³, A. Pellegrino⁴⁰,
 G. Penso^{24,l}, M. Pepe Altarelli³⁷, S. Perazzini^{14,c}, E. Perez Trigo³⁶, A. Pérez-Calero Yzquierdo³⁵,
 P. Perret⁵, M. Perrin-Terrin⁶, L. Pescatore⁴⁴, E. Pesen⁶¹, G. Pessina²⁰, K. Petridis⁵²,
 A. Petrolini^{19,i}, A. Phan⁵⁸, E. Picatoste Olloqui³⁵, B. Pietrzyk⁴, T. Pilar⁴⁷, D. Pinci²⁴,
 S. Playfer⁴⁹, M. Plo Casasus³⁶, F. Polci⁸, G. Polok²⁵, A. Poluektov^{47,33}, E. Polcarpo²,
 A. Popov³⁴, D. Popov¹⁰, B. Popovici²⁸, C. Potterat³⁵, A. Powell⁵⁴, J. Prisciandaro³⁸,
 A. Pritchard⁵¹, C. Prouve⁷, V. Pugatch⁴³, A. Puig Navarro³⁸, G. Punzi^{22,r}, W. Qian⁴,
 B. Rachwal²⁵, J.H. Rademacker⁴⁵, B. Rakotomiamanana³⁸, M.S. Rangel², I. Raniuk⁴²,
 N. Rauschmayr³⁷, G. Raven⁴¹, S. Redford⁵⁴, S. Reichert⁵³, M.M. Reid⁴⁷, A.C. dos Reis¹,
 S. Ricciardi⁴⁸, A. Richards⁵², K. Rinnert⁵¹, V. Rives Molina³⁵, D.A. Roa Romero⁵, P. Robbe⁷,
 D.A. Roberts⁵⁷, A.B. Rodrigues¹, E. Rodrigues⁵³, P. Rodriguez Perez³⁶, S. Roiser³⁷,
 V. Romanovsky³⁴, A. Romero Vidal³⁶, M. Rotondo²¹, J. Rouvinet³⁸, T. Ruf³⁷, F. Ruffini²²,
 H. Ruiz³⁵, P. Ruiz Valls³⁵, G. Sabatino^{24,k}, J.J. Saborido Silva³⁶, N. Sagidova²⁹, P. Sail⁵⁰,
 B. Saitta^{15,d}, V. Salustino Guimaraes², B. Sanmartin Sedes³⁶, R. Santacesaria²⁴,
 C. Santamarina Rios³⁶, E. Santovetti^{23,k}, M. Sapunov⁶, A. Sarti¹⁸, C. Satriano^{24,m}, A. Satta²³,
 M. Savrie^{16,e}, D. Savrina^{30,31}, M. Schiller⁴¹, H. Schindler³⁷, M. Schlupp⁹, M. Schmelling¹⁰,
 B. Schmidt³⁷, O. Schneider³⁸, A. Schopper³⁷, M.-H. Schune⁷, R. Schwemmer³⁷, B. Sciascia¹⁸,
 A. Sciubba²⁴, M. Seco³⁶, A. Semennikov³⁰, K. Senderowska²⁶, I. Sepp⁵², N. Serra³⁹, J. Serrano⁶,
 P. Seyfert¹¹, M. Shapkin³⁴, I. Shapoval^{16,42,e}, P. Shatalov³⁰, Y. Shcheglov²⁹, T. Shears⁵¹,
 L. Shekhtman³³, O. Shevchenko⁴², V. Shevchenko³⁰, A. Shires⁹, R. Silva Coutinho⁴⁷,

M. Sirendi⁴⁶, N. Skidmore⁴⁵, T. Skwarnicki⁵⁸, N.A. Smith⁵¹, E. Smith^{54,48}, E. Smith⁵², J. Smith⁴⁶, M. Smith⁵³, M.D. Sokoloff⁵⁶, F.J.P. Soler⁵⁰, F. Soomro³⁸, D. Souza⁴⁵, B. Souza De Paula², B. Spaan⁹, A. Sparkes⁴⁹, P. Spradlin⁵⁰, F. Stagni³⁷, S. Stahl¹¹, O. Steinkamp³⁹, S. Stevenson⁵⁴, S. Stoica²⁸, S. Stone⁵⁸, B. Storaci³⁹, M. Straticiu²⁸, U. Straumann³⁹, V.K. Subbiah³⁷, L. Sun⁵⁶, W. Sutcliffe⁵², S. Swientek⁹, V. Syropoulos⁴¹, M. Szczekowski²⁷, P. Szczypka^{38,37}, D. Szilard², T. Szumlak²⁶, S. T'Jampens⁴, M. Teklishyn⁷, E. Teodorescu²⁸, F. Teubert³⁷, C. Thomas⁵⁴, E. Thomas³⁷, J. van Tilburg¹¹, V. Tisserand⁴, M. Tobin³⁸, S. Tolk⁴¹, D. Tonelli³⁷, S. Topp-Joergensen⁵⁴, N. Torr⁵⁴, E. Tournefier^{4,52}, S. Tourneur³⁸, M.T. Tran³⁸, M. Tresch³⁹, A. Tsaregorodtsev⁶, P. Tsopelas⁴⁰, N. Tuning^{40,37}, M. Ubeda Garcia³⁷, A. Ukleja²⁷, A. Ustyuzhanin^{52,p}, U. Uwer¹¹, V. Vagnoni¹⁴, G. Valenti¹⁴, A. Vallier⁷, R. Vazquez Gomez¹⁸, P. Vazquez Regueiro³⁶, C. Vázquez Sierra³⁶, S. Vecchi¹⁶, J.J. Velthuis⁴⁵, M. Veltri^{17,g}, G. Veneziano³⁸, M. Vesterinen³⁷, B. Viaud⁷, D. Vieira², X. Vilasis-Cardona^{35,n}, A. Vollhardt³⁹, D. Volyanskyy¹⁰, D. Voong⁴⁵, A. Vorobyev²⁹, V. Vorobyev³³, C. Voß⁶⁰, H. Voss¹⁰, R. Waldi⁶⁰, C. Wallace⁴⁷, R. Wallace¹², S. Wandernoth¹¹, J. Wang⁵⁸, D.R. Ward⁴⁶, N.K. Watson⁴⁴, A.D. Webber⁵³, D. Websdale⁵², M. Whitehead⁴⁷, J. Wicht³⁷, J. Wiechczynski²⁵, D. Wiedner¹¹, L. Wiggers⁴⁰, G. Wilkinson⁵⁴, M.P. Williams^{47,48}, M. Williams⁵⁵, F.F. Wilson⁴⁸, J. Wimberley⁵⁷, J. Wishahi⁹, W. Wislicki²⁷, M. Witek²⁵, G. Wormser⁷, S.A. Wotton⁴⁶, S. Wright⁴⁶, S. Wu³, K. Wyllie³⁷, Y. Xie^{49,37}, Z. Xing⁵⁸, Z. Yang³, X. Yuan³, O. Yushchenko³⁴, M. Zangoli¹⁴, M. Zavertyaev^{10,a}, F. Zhang³, L. Zhang⁵⁸, W.C. Zhang¹², Y. Zhang³, A. Zhelezov¹¹, A. Zhokhov³⁰, L. Zhong³, A. Zvyagin³⁷.

¹Centro Brasileiro de Pesquisas Físicas (CBPF), Rio de Janeiro, Brazil

²Universidade Federal do Rio de Janeiro (UFRJ), Rio de Janeiro, Brazil

³Center for High Energy Physics, Tsinghua University, Beijing, China

⁴LAPP, Université de Savoie, CNRS/IN2P3, Annecy-Le-Vieux, France

⁵Clermont Université, Université Blaise Pascal, CNRS/IN2P3, LPC, Clermont-Ferrand, France

⁶CPPM, Aix-Marseille Université, CNRS/IN2P3, Marseille, France

⁷LAL, Université Paris-Sud, CNRS/IN2P3, Orsay, France

⁸LPNHE, Université Pierre et Marie Curie, Université Paris Diderot, CNRS/IN2P3, Paris, France

⁹Fakultät Physik, Technische Universität Dortmund, Dortmund, Germany

¹⁰Max-Planck-Institut für Kernphysik (MPIK), Heidelberg, Germany

¹¹Physikalisches Institut, Ruprecht-Karls-Universität Heidelberg, Heidelberg, Germany

¹²School of Physics, University College Dublin, Dublin, Ireland

¹³Sezione INFN di Bari, Bari, Italy

¹⁴Sezione INFN di Bologna, Bologna, Italy

¹⁵Sezione INFN di Cagliari, Cagliari, Italy

¹⁶Sezione INFN di Ferrara, Ferrara, Italy

¹⁷Sezione INFN di Firenze, Firenze, Italy

¹⁸Laboratori Nazionali dell'INFN di Frascati, Frascati, Italy

¹⁹Sezione INFN di Genova, Genova, Italy

²⁰Sezione INFN di Milano Bicocca, Milano, Italy

²¹Sezione INFN di Padova, Padova, Italy

²²Sezione INFN di Pisa, Pisa, Italy

²³Sezione INFN di Roma Tor Vergata, Roma, Italy

²⁴Sezione INFN di Roma La Sapienza, Roma, Italy

²⁵Henryk Niewodniczanski Institute of Nuclear Physics Polish Academy of Sciences, Kraków, Poland

²⁶AGH - University of Science and Technology, Faculty of Physics and Applied Computer Science, Kraków, Poland

²⁷National Center for Nuclear Research (NCBJ), Warsaw, Poland

- ²⁸ *Horia Hulubei National Institute of Physics and Nuclear Engineering, Bucharest-Magurele, Romania*
- ²⁹ *Petersburg Nuclear Physics Institute (PNPI), Gatchina, Russia*
- ³⁰ *Institute of Theoretical and Experimental Physics (ITEP), Moscow, Russia*
- ³¹ *Institute of Nuclear Physics, Moscow State University (SINP MSU), Moscow, Russia*
- ³² *Institute for Nuclear Research of the Russian Academy of Sciences (INR RAN), Moscow, Russia*
- ³³ *Budker Institute of Nuclear Physics (SB RAS) and Novosibirsk State University, Novosibirsk, Russia*
- ³⁴ *Institute for High Energy Physics (IHEP), Protvino, Russia*
- ³⁵ *Universitat de Barcelona, Barcelona, Spain*
- ³⁶ *Universidad de Santiago de Compostela, Santiago de Compostela, Spain*
- ³⁷ *European Organization for Nuclear Research (CERN), Geneva, Switzerland*
- ³⁸ *Ecole Polytechnique Fédérale de Lausanne (EPFL), Lausanne, Switzerland*
- ³⁹ *Physik-Institut, Universität Zürich, Zürich, Switzerland*
- ⁴⁰ *Nikhef National Institute for Subatomic Physics, Amsterdam, The Netherlands*
- ⁴¹ *Nikhef National Institute for Subatomic Physics and VU University Amsterdam, Amsterdam, The Netherlands*
- ⁴² *NSC Kharkiv Institute of Physics and Technology (NSC KIPT), Kharkiv, Ukraine*
- ⁴³ *Institute for Nuclear Research of the National Academy of Sciences (KINR), Kyiv, Ukraine*
- ⁴⁴ *University of Birmingham, Birmingham, United Kingdom*
- ⁴⁵ *H.H. Wills Physics Laboratory, University of Bristol, Bristol, United Kingdom*
- ⁴⁶ *Cavendish Laboratory, University of Cambridge, Cambridge, United Kingdom*
- ⁴⁷ *Department of Physics, University of Warwick, Coventry, United Kingdom*
- ⁴⁸ *STFC Rutherford Appleton Laboratory, Didcot, United Kingdom*
- ⁴⁹ *School of Physics and Astronomy, University of Edinburgh, Edinburgh, United Kingdom*
- ⁵⁰ *School of Physics and Astronomy, University of Glasgow, Glasgow, United Kingdom*
- ⁵¹ *Oliver Lodge Laboratory, University of Liverpool, Liverpool, United Kingdom*
- ⁵² *Imperial College London, London, United Kingdom*
- ⁵³ *School of Physics and Astronomy, University of Manchester, Manchester, United Kingdom*
- ⁵⁴ *Department of Physics, University of Oxford, Oxford, United Kingdom*
- ⁵⁵ *Massachusetts Institute of Technology, Cambridge, MA, United States*
- ⁵⁶ *University of Cincinnati, Cincinnati, OH, United States*
- ⁵⁷ *University of Maryland, College Park, MD, United States*
- ⁵⁸ *Syracuse University, Syracuse, NY, United States*
- ⁵⁹ *Pontifícia Universidade Católica do Rio de Janeiro (PUC-Rio), Rio de Janeiro, Brazil, associated to ²*
- ⁶⁰ *Institut für Physik, Universität Rostock, Rostock, Germany, associated to ¹¹*
- ⁶¹ *Celal Bayar University, Manisa, Turkey, associated to ³⁷*

^a *P.N. Lebedev Physical Institute, Russian Academy of Science (LPI RAS), Moscow, Russia*

^b *Università di Bari, Bari, Italy*

^c *Università di Bologna, Bologna, Italy*

^d *Università di Cagliari, Cagliari, Italy*

^e *Università di Ferrara, Ferrara, Italy*

^f *Università di Firenze, Firenze, Italy*

^g *Università di Urbino, Urbino, Italy*

^h *Università di Modena e Reggio Emilia, Modena, Italy*

ⁱ *Università di Genova, Genova, Italy*

^j *Università di Milano Bicocca, Milano, Italy*

^k *Università di Roma Tor Vergata, Roma, Italy*

^l *Università di Roma La Sapienza, Roma, Italy*

^m *Università della Basilicata, Potenza, Italy*

ⁿ *LIFAEELS, La Salle, Universitat Ramon Llull, Barcelona, Spain*

^o *Hanoi University of Science, Hanoi, Viet Nam*

^p *Institute of Physics and Technology, Moscow, Russia*

^q*Università di Padova, Padova, Italy*

^r*Università di Pisa, Pisa, Italy*

^s*Scuola Normale Superiore, Pisa, Italy*

1 Introduction

The suppression of heavy quarkonia production with respect to proton-proton (pp) collisions [1] is one of the most distinctive signatures of the formation of quark-gluon plasma, a hot nuclear medium created in ultrarelativistic heavy-ion collisions. However, the suppression of heavy quarkonia and light hadron production with respect to pp collisions can also take place in proton-nucleus (pA) collisions, where a quark-gluon plasma is not expected to be created and only cold nuclear matter effects, such as nuclear absorption, parton shadowing and parton energy loss in initial and final states occur [2–8]. The study of pA collisions is important to disentangle the effects of quark-gluon plasma from cold nuclear matter, and to provide essential input to the understanding of nucleus-nucleus collisions. Nuclear effects are usually characterised by the nuclear modification factor, defined as the production cross-section of a given particle in pA collisions divided by that in pp collisions and the number of colliding nucleons in the nucleus (given by the atomic number A),

$$R_{pA}(y, p_T, \sqrt{s_{NN}}) \equiv \frac{1}{A} \frac{d^2\sigma_{pA}(y, p_T, \sqrt{s_{NN}})/dydp_T}{d^2\sigma_{pp}(y, p_T, \sqrt{s_{NN}})/dydp_T}, \quad (1)$$

where y is the rapidity of the particle in the nucleon-nucleon centre-of-mass frame, p_T is the transverse momentum of the particle, and $\sqrt{s_{NN}}$ is the nucleon-nucleon centre-of-mass energy. The suppression of heavy quarkonia and light hadron production with respect to pp collisions at large rapidity has been observed in pA collisions [9, 10] and in deuteron-gold collisions [11–13], but has not been studied in proton-lead (pPb) collisions at the TeV scale. Previous experiments [9–13] have also shown evidence that the production cross-section of J/ψ mesons or light hadrons in the forward region (positive rapidity) of pA or deuteron-gold collisions differs from that in the backward region (negative rapidity), where “forward” and “backward” are defined relative to the direction of the proton or deuteron beam. Measurements of the nuclear modification factor R_{pPb} and the forward-backward production ratio

$$R_{FB}(y, p_T, \sqrt{s_{NN}}) \equiv \frac{d^2\sigma_{pPb}(+|y|, p_T, \sqrt{s_{NN}})/dydp_T}{d^2\sigma_{pPb}(-|y|, p_T, \sqrt{s_{NN}})/dydp_T} \quad (2)$$

are sensitive to cold nuclear matter effects. The advantage of measuring the ratio R_{FB} is that it does not rely on the knowledge of the J/ψ production cross-section in pp collisions. Another advantage is that part of experimental systematic uncertainties and of the theoretical scale uncertainties cancel out in the ratio.

The asymmetric layout of the LHCb experiment [14], covering the pseudorapidity range $2 < \eta < 5$, allows for a measurement of R_{pPb} for both the forward and backward regions, taking advantage of the inversion of the proton and lead beams during the pPb data-taking period in 2013. The energy of the proton beam is 4 TeV, while that of the lead beam is 1.58 TeV per nucleon, resulting in a centre-of-mass energy of the nucleon-nucleon system of 5.02 TeV, approximated as $\sqrt{s_{NN}} = 5$ TeV due to the uncertainty of the beam energy. Since the energy per nucleon in the proton beam is significantly larger than that in the

lead beam, the nucleon-nucleon centre-of-mass system has a rapidity in the laboratory frame of $+0.465$ (-0.465) for $p\text{Pb}$ forward (backward) collisions. This results in a shift of the rapidity coverage in the nucleon-nucleon centre-of-mass system, ranging from about 1.5 to 4.0 for forward $p\text{Pb}$ collisions and from -5.0 to -2.5 for backward $p\text{Pb}$ collisions. The excellent vertexing capability of LHCb allows a separation of prompt J/ψ mesons and J/ψ mesons from b -hadron decays (abbreviated as “ J/ψ from b ” in the following). The sum of these two components is referred to as inclusive J/ψ mesons.

In this paper, the differential production cross-sections of prompt J/ψ mesons and J/ψ from b , as functions of y and p_{T} , are measured for the first time in $p\text{Pb}$ collisions at $\sqrt{s_{\text{NN}}} = 5$ TeV. Measurements of $R_{p\text{Pb}}$ and R_{FB} , for both prompt J/ψ mesons and J/ψ from b , are presented. For the ease of the comparison with other experiments, results for inclusive J/ψ mesons are also given.

2 Detector and data set

The LHCb detector [14] is a single-arm forward spectrometer designed for the study of particles containing b or c quarks. The detector includes a high precision tracking system consisting of a silicon-strip vertex detector (VELO) surrounding the pp interaction region, a large-area silicon-strip detector located upstream of a dipole magnet with a bending power of about 4 Tm, and three stations of silicon-strip detectors and straw drift tubes placed downstream. The VELO has the unique feature of being located very close to the beam line (about 8 mm). This allows excellent resolutions in reconstructing the position of the collision point, *i.e.*, the primary vertex, and the vertex of the hadron decay, *i.e.*, the secondary vertex. For primary (secondary) vertices, the resolution in the plane transverse to the beam is $\sigma_{x,y} \approx 10$ (20) μm , and that along the beam is $\sigma_z \approx 50$ (200) μm . The combined tracking system has a momentum resolution $\Delta p/p$ that varies from 0.4% at 5 GeV/ c to 0.6% at 100 GeV/ c , and an impact parameter resolution of 20 μm for tracks with large transverse momentum. Charged hadrons are identified using two ring-imaging Cherenkov detectors [15]. Photon, electron and hadron candidates are identified by a calorimeter system consisting of scintillating-pad and preshower detectors, an electromagnetic calorimeter and a hadronic calorimeter. Muons are identified by a system composed of alternating layers of iron and multiwire proportional chambers [16]. The trigger [17] consists of a hardware stage, based on information from the calorimeter and muon systems, followed by a software stage which applies a full event reconstruction.

This analysis is based on a data sample acquired during the $p\text{Pb}$ run in early 2013, corresponding to an integrated luminosity of 1.1 nb^{-1} (0.5 nb^{-1}) for forward (backward) collisions. The instantaneous luminosity was around $5 \times 10^{27} \text{cm}^{-2}\text{s}^{-1}$, five orders of magnitude below the typical LHCb luminosity for pp collisions.

The hardware trigger during this period was simply an interaction trigger, which rejects empty events. The software trigger requires one well-reconstructed track with hits in the muon system and a p_{T} greater than 600 MeV/ c .

Simulated samples based on pp collisions at 8 TeV are reweighted to reproduce the experimental data at 5 TeV, and are used to determine acceptance and reconstruction efficiencies,

where the effect of the asymmetric beam energies in $p\text{Pb}$ collisions has been properly taken into account. In the simulation, pp collisions are generated using PYTHIA 6.4 [18] with a specific LHCb configuration [19]. Hadron decays are described by EVTGEN [20], where final state radiation is generated using PHOTOS [21]. The interactions of the generated particles with the detector and its response are implemented using the GEANT4 toolkit [22] as described in Ref. [23].

3 Event selection and cross-section determination

The J/ψ production cross-section measurement follows the approach described in Refs. [24–26]. The J/ψ candidates are reconstructed and selected using dimuon final states in the events with at least one primary vertex, which consists of no less than five tracks. Reconstructed $J/\psi \rightarrow \mu^+\mu^-$ candidates are selected from pairs of oppositely charged particles with transverse momentum $p_T > 0.7 \text{ GeV}/c$, which are identified as muons by the muon detector and have a track fit χ^2 per number of degree of freedom less than 3. To suppress combinatorial background, the difference between the logarithms of the likelihoods for the muon and the pion hypotheses $\text{DLL}_{\mu\pi}$ [16, 27] is required to be greater than 1.0 (3.5) for the forward (backward) sample. The two muons are required to originate from a common vertex with a χ^2 -probability larger than 0.5%. Candidates are kept if the reconstructed invariant mass is in the range $2990 < m_{\mu\mu} < 3210 \text{ MeV}/c^2$, which is within about $\pm 110 \text{ MeV}/c^2$ of the known J/ψ mass [28].

The double differential cross-section for J/ψ production in a given (p_T, y) bin is defined as

$$\frac{d^2\sigma}{dp_T dy} = \frac{N^{\text{cor}}(J/\psi \rightarrow \mu^+\mu^-)}{\mathcal{L} \times \mathcal{B}(J/\psi \rightarrow \mu^+\mu^-) \times \Delta p_T \times \Delta y}, \quad (3)$$

where $N^{\text{cor}}(J/\psi \rightarrow \mu^+\mu^-)$ is the efficiency-corrected number of observed $J/\psi \rightarrow \mu^+\mu^-$ signal candidates in the given bin, \mathcal{L} is the integrated luminosity, $\mathcal{B}(J/\psi \rightarrow \mu^+\mu^-) = (5.93 \pm 0.06)\%$ [28] is the branching fraction of the $J/\psi \rightarrow \mu^+\mu^-$ decay, and Δp_T and Δy the widths of the (p_T, y) bin.

The numbers of prompt J/ψ mesons and J/ψ from b in bins of the kinematic variables y and p_T are obtained by performing combined extended maximum likelihood fits to the unbinned distributions of dimuon mass and pseudo proper time t_z in each kinematic bin. The pseudo proper time of the J/ψ meson is defined as

$$t_z = \frac{(z_{J/\psi} - z_{\text{PV}}) \times M_{J/\psi}}{p_z}, \quad (4)$$

where $z_{J/\psi}$ is the z position of the J/ψ decay vertex, z_{PV} that of the primary vertex, p_z is the z component of the measured J/ψ momentum, and $M_{J/\psi}$ is the known J/ψ mass [28].

The signal dimuon invariant mass distribution in each p_T and y bin is modelled with a Crystal Ball function [29], and the combinatorial background with an exponential function. The t_z signal distribution is described by the sum of a δ -function at $t_z = 0$ for prompt J/ψ production and an exponential decay function for J/ψ from b , both convolved

with a double-Gaussian resolution function whose parameters are free in the fit. The t_z distribution of background in each kinematic bin is independently modelled with an empirical function based on the t_z distribution observed in background events obtained using the *sPlot* technique [30]. All the parameters of the t_z background distribution are fixed in the final combined fits to the distributions of invariant mass and pseudo proper time. The total fit function is the sum of the products of the mass and t_z fit functions for the signal and background components.

Figure 1 shows projections of the fit to the dimuon invariant mass and t_z distributions, for two representative bins of y in the forward and backward regions. Higher combinatorial background in the backward region is seen due to its larger multiplicity. The dimuon invariant mass resolution is about $15 \text{ MeV}/c^2$ for both the forward and backward samples, consistent with the mass resolution measured in pp collisions [24–26] and in simulation. The total signal yield for prompt J/ψ mesons in the forward (backward) sample is $25\,280 \pm 240$ ($8\,830 \pm 160$), and the total signal yield for J/ψ from b in the forward (backward) sample is $3\,720 \pm 80$ (890 ± 40), where the uncertainty is statistical. Based on the fit results for prompt J/ψ mesons and J/ψ from b , a signal weight factor w_i for the i th candidate is obtained with the *sPlot* technique, using the dimuon invariant mass and t_z as discriminating variables. The sum of w_i/ε_i over all events in a given bin leads to the efficiency-corrected signal yield N^{cor} in that bin, where the efficiency ε_i depends on p_T and y and includes the geometric acceptance, reconstruction, muon identification, and trigger efficiencies.

The acceptance and reconstruction efficiencies are estimated from simulated samples, assuming production of unpolarised J/ψ mesons. The efficiency of the $\text{DLL}_{\mu\pi}$ selection is obtained by a data-driven tag-and-probe approach [31]. The trigger efficiency is obtained from data using a sample of J/ψ decays unbiased by the trigger decision [17].

Figure 2 shows the background-subtracted distributions of the track multiplicity per event and the J/ψ p_T , p , and the rapidity in the laboratory frame y_{lab} in experimental $p\text{Pb}$ and simulated pp data. The differences in the distributions of p_T , p , and y_{lab} between data and simulated samples are small. Sizeable differences in the distributions of the track multiplicity are observed, particularly between the simulation and the backward sample, for which the particle production cross-section is larger [9, 11–13]. To take this effect into account, the simulated pp samples are reweighted to match the data with weight factors derived from the distributions in Fig. 2.

4 Systematic uncertainties

Acceptance and reconstruction efficiencies depend not only on the kinematic distributions of the J/ψ meson but also on its polarisation. The LHCb measurement in pp collisions [32] indicated a longitudinal polarisation consistent with zero in most of the kinematic region. Based on the expectation that the nuclear environment does not enhance the polarisation, it is assumed that the J/ψ mesons are produced with no polarisation. No systematic uncertainty is assigned to the effect of polarisation in this analysis.

Several contributions to the systematic uncertainties affecting the cross-section mea-

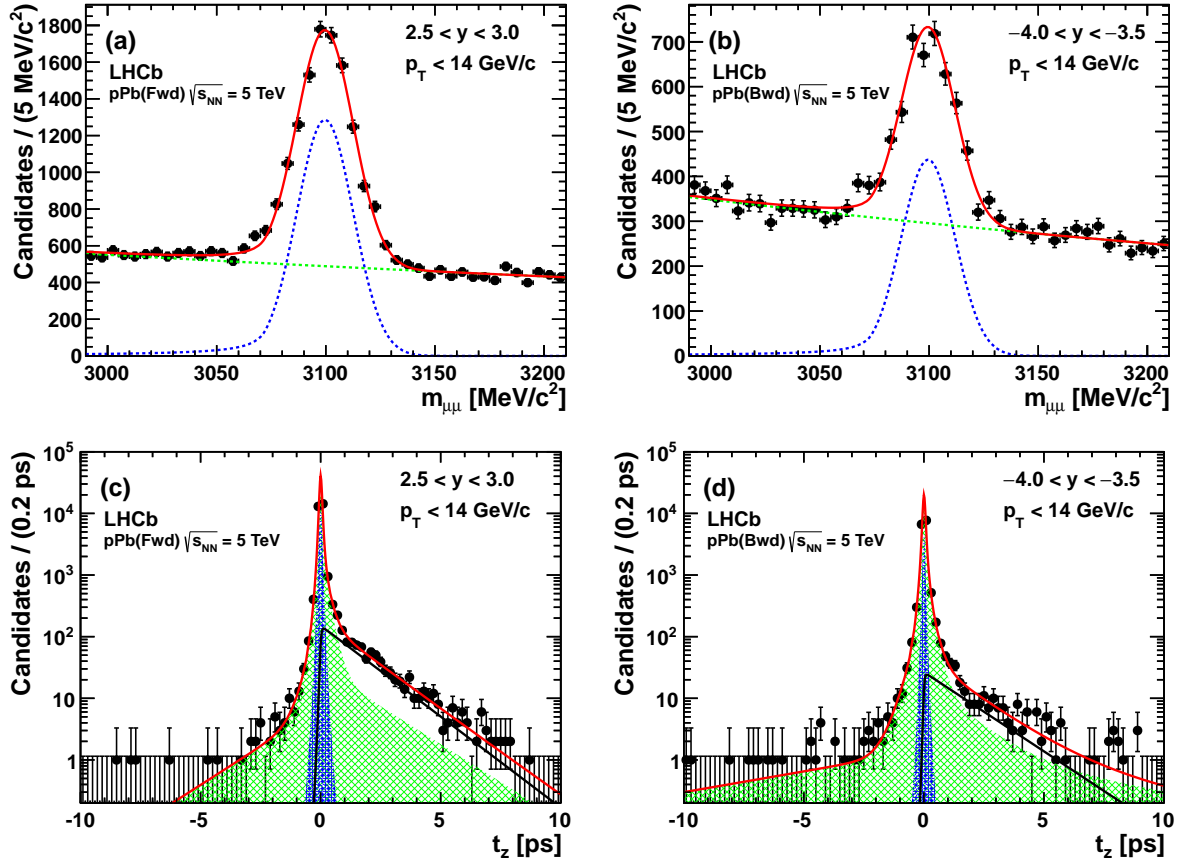


Figure 1: Projections of the combined fit on (a, b) dimuon invariant mass and (c, d) t_z in two representative bins in the (a, c) forward and (b, d) backward samples. For the mass projections the (red solid curve) total fitted function is shown together with the (blue dotted curve) J/ψ signal and (green dotted curve) background contributions. For the t_z projections the total fitted function is indicated by the solid red curve, the background by the green hatched area, the prompt signal by the blue area and J/ψ from b by the solid black curve.

surement are discussed in the following and summarised in Table 1. The influence of the model assumed to describe the shape of the dimuon invariant mass distribution is estimated by adding a second Crystal Ball to the fit function. The relative difference of 2.3% (3.4%) in the signal yield for forward (backward) collisions is taken as a systematic uncertainty. Due to the muon bremsstrahlung, a small fraction of signal candidates with low reconstructed invariant mass are excluded from the signal mass region. This effect is included in the reconstruction efficiency, and an uncertainty of 1.0% is assigned based on the comparison between the observed radiative tail in data and simulation.

The systematic uncertainties due to the muon identification efficiency and the track reconstruction efficiency are estimated using a data-driven tag-and-probe method [31] based on partially reconstructed J/ψ decays. To estimate the uncertainty due to the muon identification efficiency, J/ψ candidates are reconstructed with one muon identified by the

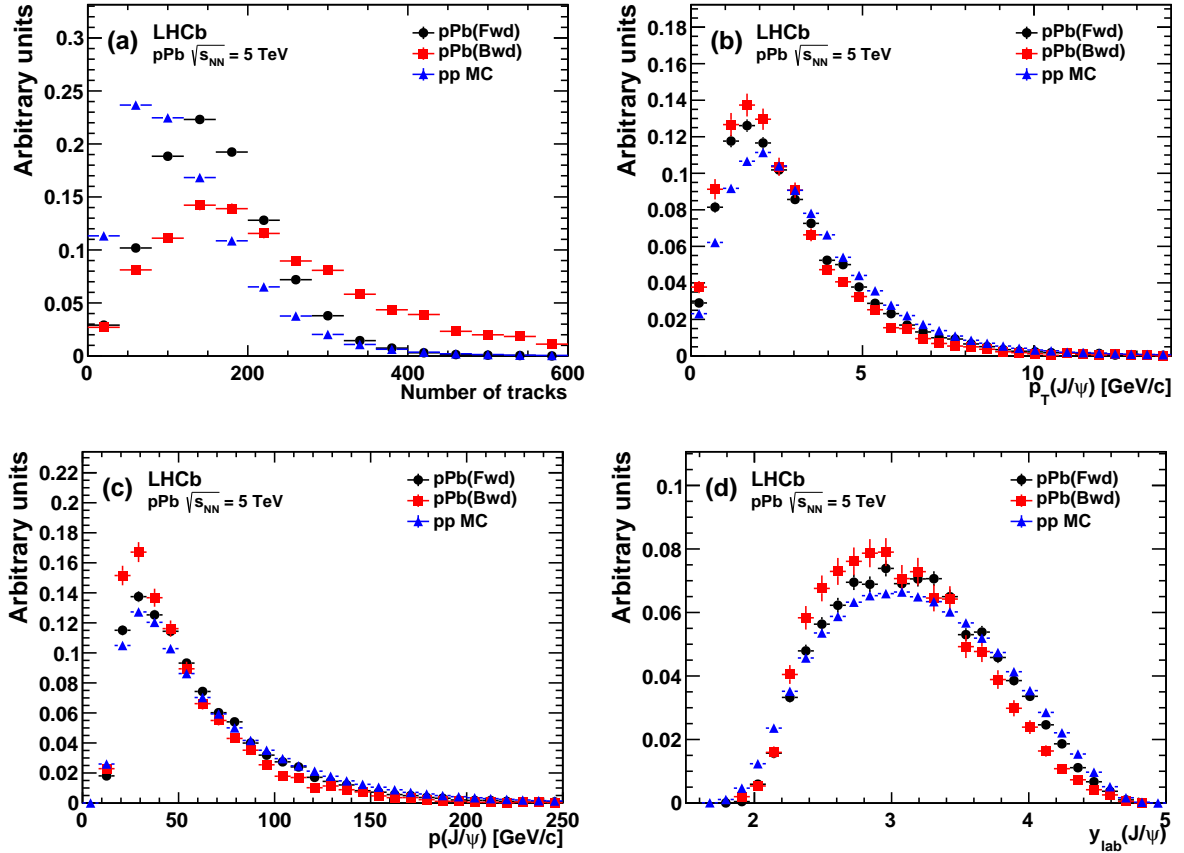


Figure 2: Distributions (normalised to unitary integral) of (a) track multiplicity and the J/ψ (b) transverse momentum p_T , (c) momentum p , and (d) rapidity in laboratory frame y_{lab} in (black dots) forward and (red squares) backward regions of pPb collisions, and in (blue triangles) simulated pp collisions. The distributions are background subtracted using the *sPlot* technique.

muon system (“tag”) and the other (“probe”) identified by selecting a track depositing the energy of a minimum-ionising particle in the calorimeters. The resulting uncertainty is 1.3%. Taking into account the effect of the track-multiplicity difference between pPb and pp data, an uncertainty of 1.5% is assigned due to the track reconstruction efficiency.

From the counting rate of visible interactions in the VELO, the luminosity is determined with an uncertainty of 1.9% (2.1%) for the pPb forward (backward) sample. For both configurations the relation between visible interaction rate and instantaneous luminosity was calibrated using the van der Meer method [33, 34]. Details of the procedure are described in Ref. [35]. The statistical uncertainties are negligible, the beam intensities are determined with a precision of better than 0.4%. The dominant contributions to the systematic uncertainties are 0.6% (1.3%) for the pPb forward (backward) sample due to the reproducibility of the van der Meer scans and uncontrolled beam drifts, 1.0% from the absolute length scale calibration of the beam displacements, 0.4% due to longitudinal movements of the luminous region, and between 0.6% and 1.0% from beam-beam induced

Table 1: Relative systematic uncertainties on the differential production cross-sections. The uncertainty due to the radiative tail and branching fraction cancels in both $R_{p\text{Pb}}$ and R_{FB} . The uncertainty due to the tracking efficiency and the luminosity partially cancels for R_{FB} .

Source	Forward (%)	Backward (%)
<i>Correlated between bins</i>		
Mass fits	2.3	3.4
Radiative tail	1.0	1.0
Muon identification	1.3	1.3
Tracking efficiency	1.5	1.5
Luminosity	1.9	2.1
$\mathcal{B}(J/\psi \rightarrow \mu^+\mu^-)$	1.0	1.0
<i>Uncorrelated between bins</i>		
Binning	0.1 – 8.7	0.1 – 6.1
Multiplicity weight	0.1 – 3.0	0.2 – 4.3
t_z fit (<i>only for J/ψ from b</i>)	0.2 – 12	0.2 – 13

background. The uncertainty of the branching fraction of the $J/\psi \rightarrow \mu^+\mu^-$ decay is 1.0% [28].

Differences of the p_{T} and y spectra between data and simulation within a given (p_{T}, y) bin due to the finite bin sizes can affect the result. This effect is estimated by doubling the number of bins in p_{T} and shifting each rapidity bin by half a unit. The relative difference with respect to the default binning, which varies between 0.1% and 8.7% depending on the bin, is taken as systematic uncertainty. The uncertainties in most bins are below 2.0%, but increase in the lowest rapidity bins.

To estimate the effect of reweighting the track multiplicity in the simulation, the efficiency without reweighting is calculated. The relative difference in each bin between the two methods is taken as systematic uncertainty.

Uncertainties related to the t_z fit procedure are measured by fitting directly the t_z signal component, which is determined using the *sPlot* technique. This gives results consistent with those obtained from the combined fit; the relative difference between results in each bin is taken as systematic uncertainty.

5 Results

Single differential production cross-sections as functions of p_{T} and y , for both prompt J/ψ mesons and J/ψ from b in the $p\text{Pb}$ forward and backward regions, are displayed in Fig. 3 and shown in Tables 2 and 3, respectively, assuming no J/ψ polarisation.

Due to the large samples of $p\text{Pb}$ forward collisions, the double differential production cross-sections can also be measured. These results are shown in Fig. 4 and displayed in Table 4.

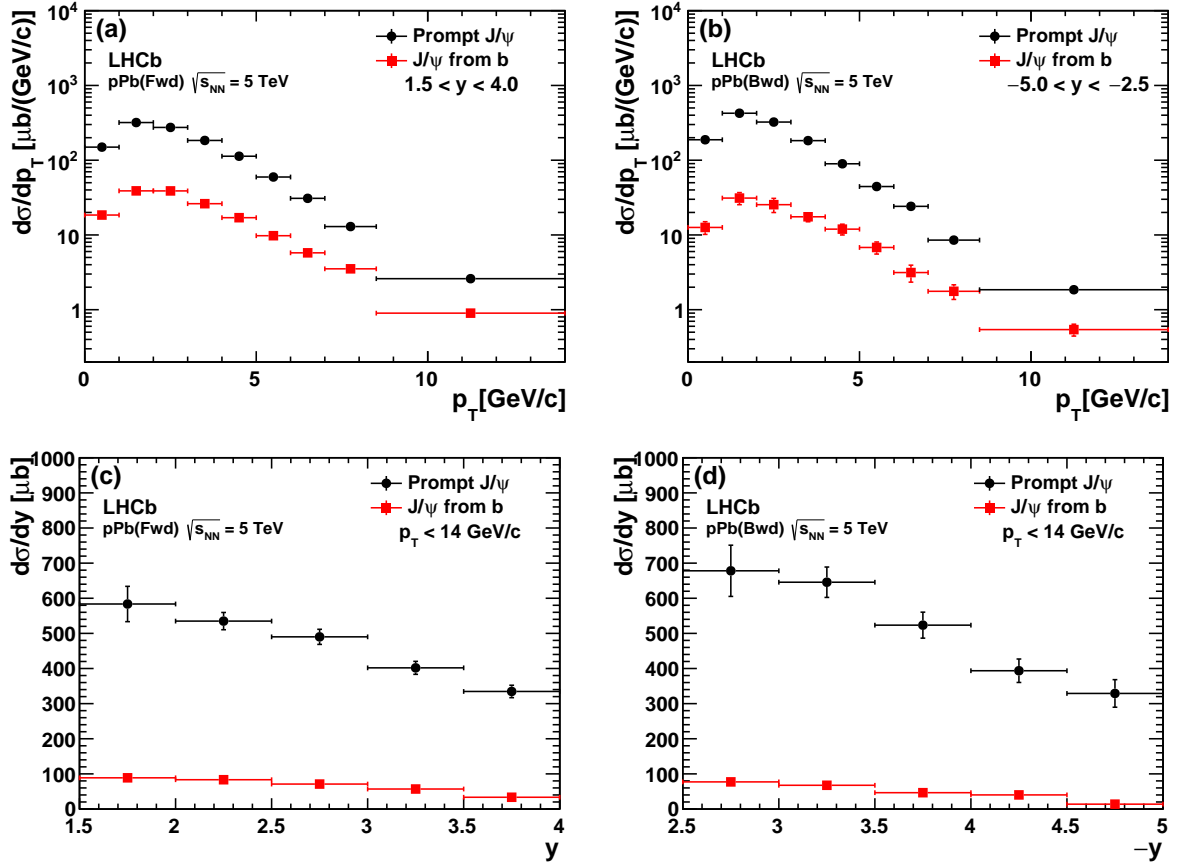


Figure 3: Single differential production cross-sections for (black dots) prompt J/ψ and (red squares) J/ψ from b as functions of (a, b) p_T and (c, d) y in the (a, c) forward and (b, d) backward regions.

The integrated production cross-sections for prompt J/ψ mesons and J/ψ from b with $p_T < 14$ GeV/ c in the forward and backward regions are measured to be

$$\begin{aligned}
 \sigma_F(\text{prompt } J/\psi, +1.5 < y < +4.0) &= 1168 \pm 15 \pm 54 \mu\text{b}, \\
 \sigma_B(\text{prompt } J/\psi, -2.5 < y < -5.0) &= 1293 \pm 42 \pm 75 \mu\text{b}, \\
 \sigma_F(J/\psi \text{ from } b, +1.5 < y < +4.0) &= 166.0 \pm 4.1 \pm 8.2 \mu\text{b}, \\
 \sigma_B(J/\psi \text{ from } b, -2.5 < y < -5.0) &= 118.2 \pm 6.8 \pm 11.7 \mu\text{b},
 \end{aligned}$$

where the first uncertainty is statistical and the second is systematic.

The J/ψ production cross-section in pp collisions at 5 TeV, used as a reference to determine the nuclear modification factor $R_{p\text{Pb}}$, is obtained by a power-law interpolation, $\sigma(\sqrt{s}) = (\sqrt{s}/p_0)^{p_1} \mu\text{b}$, of previous LHCb measurements performed at 2.76, 7, and 8 TeV [24–26]. For $\sqrt{s} = 7$ and 8 TeV, measurements in the kinematic region $p_T < 14$ GeV/ c and $2.5 < |y| < 4.0$, the common rapidity range of the forward and backward regions in the nucleon-nucleon centre-of-mass frame, are available. The measurements at $\sqrt{s} = 2.76$ TeV are rescaled to this range. The fits give $p_0 = 0.67 \pm 0.10$ TeV and $p_1 = 0.49 \pm 0.18$ for

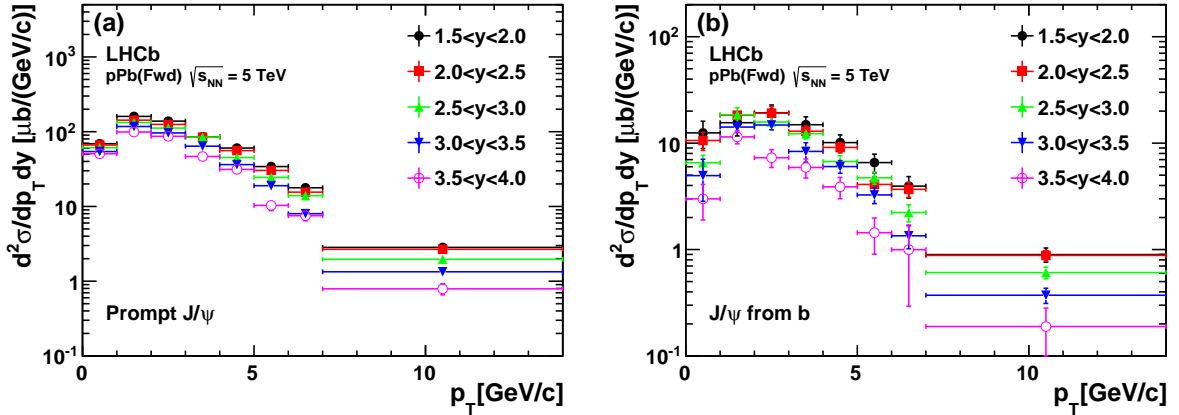


Figure 4: Double differential production cross-sections for (a) prompt J/ψ mesons and (b) J/ψ from b in the forward samples.

prompt J/ψ mesons, and $p_0 = 1.1 \pm 0.2$ TeV and $p_1 = 10.0 \pm 0.8$ for J/ψ from b . Alternative interpolations based on linear and exponential fits are also tried; the largest deviation from the default value is taken as a systematic uncertainty due to the interpolation, 3.1% (2.8%) for prompt (from b) J/ψ mesons. The reference production cross-section in pp collisions at 5 TeV for prompt J/ψ mesons is $4.79 \pm 0.22 \pm 0.15$ μb , and that for J/ψ from b is $0.47 \pm 0.04 \pm 0.01$ μb [36]. The nuclear modification factor $R_{p\text{Pb}}$ is then determined in the rapidity ranges $-4.0 < y < -2.5$ and $2.5 < y < 4.0$ for both prompt J/ψ mesons and J/ψ from b . Figure 5(a) shows the nuclear modification factor for prompt J/ψ production, together with several theoretical predictions [2–4]. Calculations in Ref. [2] are based on the Leading Order Colour Singlet Model (LO CSM) [37, 38], taking into account the modification effects of the gluon distribution function in nuclei with the parameterisation EPS09 [39] or nDSg [40]. The Next-to-Leading Order Colour Evaporation Model (NLO CEM) [41] is used in Ref. [3], considering the parton shadowing with EPS09 parameterisation. Reference [4] provides theoretical predictions of a coherent parton energy loss effect both in initial and final states, with or without additional parton shadowing effects parameterised with EPS09. The single free parameter q_0 in this model is 0.055 (0.075) GeV^2/fm when EPS09 is (not) taken into account. A suppression of about 40% at large rapidity is observed for prompt J/ψ production. The measurements agree with most predictions. However, the calculation [3] based on NLO CEM with the EPS09 parameterisation provides a less good description of the measurement in the forward region. Figure 5(b) shows the nuclear modification factor for J/ψ from b , together with the theoretical predictions [42]. The data show a modest suppression of J/ψ from b production in $p\text{Pb}$ forward region, with respect to that in pp collisions. This is the first indication of the suppression of b hadron production in $p\text{Pb}$ collisions. The theoretical predictions agree with the measurement in the forward region. In the backward region the agreement is not as good. The observed production suppression of J/ψ from b with respect to pp collisions is smaller than that of prompt J/ψ , which is consistent with theoretical predictions. The measured values of the nuclear modification factor, together with the results for inclusive

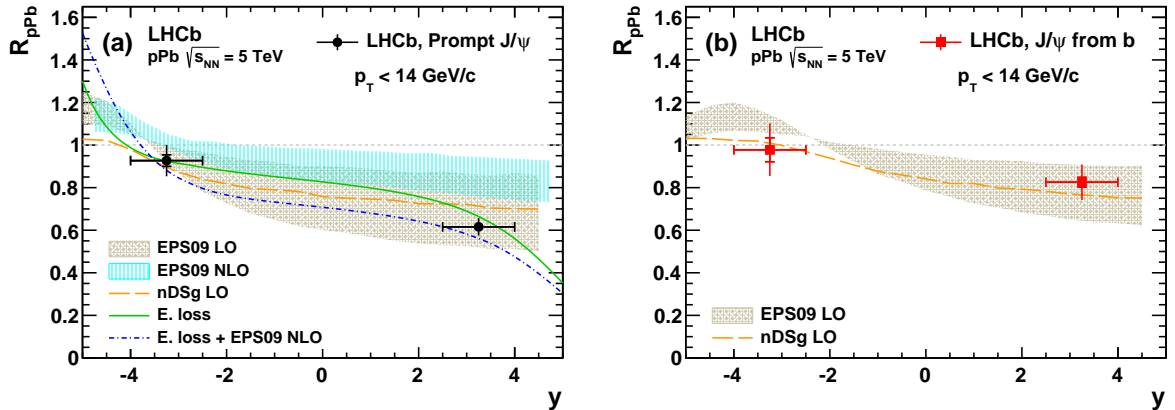


Figure 5: Nuclear modification factor R_{pPb} as a function of y for (a) prompt J/ψ mesons and (b) J/ψ from b , together with the theoretical predictions from (yellow dashed line and brown band) Refs. [2, 42], (blue band) Ref. [3], and (green solid and blue dash-dotted lines) Ref. [4]. The inner error bars (delimited by the horizontal lines) show the statistical uncertainties; the outer ones show the statistical and systematic uncertainties added in quadrature. The uncertainty due to the interpolated J/ψ cross-section in pp collisions at $\sqrt{s} = 5$ TeV is 5.5% (8.4%) for prompt J/ψ mesons (J/ψ from b).

J/ψ mesons, are given in Table 5.

Figure 6 shows the forward-backward production ratio R_{FB} as a function of $|y|$, compared with theoretical calculations [2–4, 42]. The value of R_{FB} for J/ψ from b is closer to unity than for prompt J/ψ mesons, indicating a smaller asymmetry in the forward-backward production. The results agree with theoretical predictions. The calculation [3] with the EPS09 NLO nPDF alone predicts a smaller forward-backward production asymmetry for prompt J/ψ mesons than observed. Figure 7 shows the forward-backward production ratio R_{FB} as a function of p_T for prompt J/ψ mesons and J/ψ from b in the range $2.5 < y < 4.0$ of the nucleon-nucleon centre-of-mass frame. Theoretical predictions [3, 5] are only available for prompt J/ψ mesons. The calculation [5] based on parton energy loss with the EPS09 NLO nPDF agrees with the measurement of R_{FB} for prompt J/ψ mesons. The measured values of the forward-backward production ratio R_{FB} are given in Tables 6 and 7, where the results for inclusive J/ψ mesons are also listed.

6 Conclusion

The production of prompt J/ψ mesons and of J/ψ from b -hadron decays is studied in pPb collisions with the LHCb detector at the nucleon-nucleon centre-of-mass energy $\sqrt{s_{NN}} = 5$ TeV. The measurement is performed as a function of the transverse momentum and rapidity of the J/ψ meson in the region $p_T < 14$ GeV/ c and $1.5 < y < 4.0$ (forward) and $-5.0 < y < -2.5$ (backward). The nuclear modification factor R_{pPb} and the forward-backward production ratio R_{FB} are determined for the first time separately for prompt J/ψ mesons and those from b -hadron decays. The measurement indicates that cold nuclear

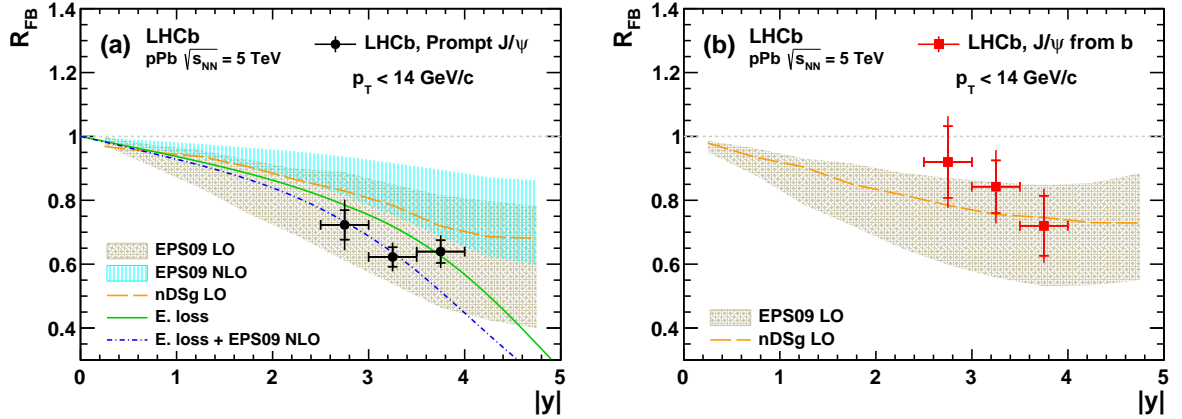


Figure 6: Forward-backward production ratio R_{FB} as a function of $|y|$ for (a) prompt J/ψ mesons and (b) J/ψ from b , together with the theoretical predictions from (yellow dashed line and brown band) Refs. [2, 42], (blue band) Ref. [3], and (green solid and blue dash-dotted lines) Ref. [4]. The inner error bars (delimited by the horizontal lines) show the statistical uncertainties; the outer ones show the statistical and systematic uncertainties added in quadrature.

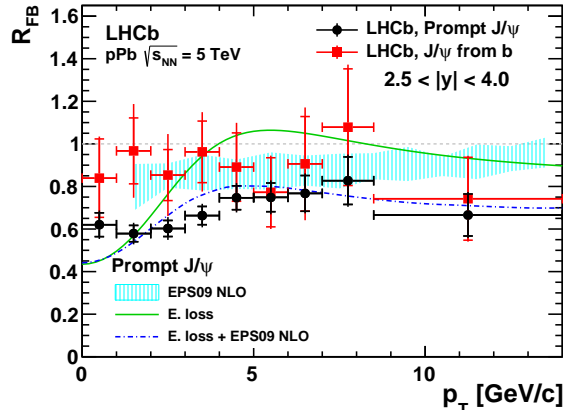


Figure 7: Forward-backward production ratio R_{FB} for (black dot) prompt J/ψ mesons and (red square) J/ψ from b as a function of p_T in the rapidity range $2.5 < |y| < 4.0$. The theoretical predictions from (blue band) Ref. [3] and (green solid and blue dash-dotted lines) Ref. [5] are for prompt J/ψ mesons. The inner error bars (delimited by the horizontal lines) show the statistical uncertainties; the outer ones show the statistical and systematic uncertainties added in quadrature.

matter effects are less pronounced for J/ψ mesons from b -hadron decays, hence for b hadrons, than for prompt J/ψ mesons. These results show good agreement with the available theoretical predictions and provide useful constraints to the parameterisation of theoretical models. The measured nuclear modification factor for prompt J/ψ mesons shows that it is necessary to include cold nuclear matter effects in the interpretation of quark-gluon plasma signatures in heavy-ion collisions. The results for inclusive J/ψ mesons are in agreement with those presented by the ALICE collaboration [43].

Acknowledgements

We are grateful for useful discussions with the ALICE collaboration. We wish to thank also F. Arleo, J. P. Lansberg, and R. Vogt for stimulating and helpful suggestions. We express our gratitude to our colleagues in the CERN accelerator departments for the excellent performance of the LHC. We thank the technical and administrative staff at the LHCb institutes. We acknowledge support from CERN and from the national agencies: CAPES, CNPq, FAPERJ and FINEP (Brazil); NSFC (China); CNRS/IN2P3 and Region Auvergne (France); BMBF, DFG, HGF and MPG (Germany); SFI (Ireland); INFN (Italy); FOM and NWO (The Netherlands); SCSR (Poland); MEN/IFA (Romania); MinES, Rosatom, RFBR and NRC “Kurchatov Institute” (Russia); MinECo, XuntaGal and GENCAT (Spain); SNSF and SER (Switzerland); NAS Ukraine (Ukraine); STFC (United Kingdom); NSF (USA). We also acknowledge the support received from the ERC under FP7. The Tier1 computing centres are supported by IN2P3 (France), KIT and BMBF (Germany), INFN (Italy), NWO and SURF (The Netherlands), PIC (Spain), GridPP (United Kingdom). We are thankful for the computing resources put at our disposal by Yandex LLC (Russia), as well as to the communities behind the multiple open source software packages that we depend on.

Appendices

A Results in tables

Table 2: Single differential production cross-sections (in $\mu\text{b}/(\text{GeV}/c)$) for prompt J/ψ mesons and J/ψ from b as functions of transverse momentum. The first uncertainty is statistical, the second is the component of the systematic uncertainty that is uncorrelated between bins, and the third is the correlated component.

p_T [GeV/c]	$d\sigma/dp_T$ (prompt J/ψ)			$d\sigma/dp_T$ (J/ψ from b)		
Forward ($1.5 < y < 4.0$)						
0.0 – 1.0	149.6 ± 5.7	± 2.0 ± 5.8		18.5 ± 1.6	± 0.9 ± 0.7	
1.0 – 2.0	319.0 ± 11.1	± 5.3 ± 12.4		38.9 ± 2.3	± 0.5 ± 1.5	
2.0 – 3.0	274.4 ± 7.1	± 4.6 ± 10.7		38.8 ± 2.1	± 0.9 ± 1.5	
3.0 – 4.0	183.7 ± 5.1	± 3.4 ± 7.1		26.2 ± 1.6	± 1.8 ± 1.0	
4.0 – 5.0	113.0 ± 3.2	± 1.7 ± 4.4		17.0 ± 1.1	± 0.2 ± 0.7	
5.0 – 6.0	59.6 ± 2.1	± 0.7 ± 2.3		9.8 ± 0.8	± 0.3 ± 0.4	
6.0 – 7.0	30.9 ± 1.4	± 0.2 ± 1.2		5.8 ± 0.6	± 0.2 ± 0.2	
7.0 – 8.5	12.9 ± 0.6	± 0.2 ± 0.5		3.5 ± 0.3	± 0.0 ± 0.1	
8.5 – 14	2.6 ± 0.1	± 0.0 ± 0.1		0.9 ± 0.1	± 0.0 ± 0.0	
Backward ($-5.0 < y < -2.5$)						
0.0 – 1.0	187.7 ± 14.0	± 5.6 ± 9.0		12.6 ± 2.1	± 1.0 ± 0.6	
1.0 – 2.0	425.0 ± 23.6	± 7.8 ± 20.5		31.1 ± 3.8	± 4.1 ± 1.5	
2.0 – 3.0	323.9 ± 16.7	± 9.1 ± 15.6		25.4 ± 3.0	± 4.4 ± 1.2	
3.0 – 4.0	182.7 ± 9.6	± 2.2 ± 8.8		17.5 ± 2.1	± 1.1 ± 0.8	
4.0 – 5.0	89.6 ± 5.5	± 1.3 ± 4.3		12.0 ± 1.7	± 0.8 ± 0.6	
5.0 – 6.0	44.4 ± 3.1	± 1.0 ± 2.1		6.8 ± 1.2	± 0.2 ± 0.3	
6.0 – 7.0	24.1 ± 2.1	± 0.4 ± 1.2		3.1 ± 0.7	± 0.4 ± 0.2	
7.0 – 8.5	8.5 ± 0.9	± 0.3 ± 0.4		1.8 ± 0.4	± 0.1 ± 0.1	
8.5 – 14	1.9 ± 0.2	± 0.0 ± 0.1		0.5 ± 0.1	± 0.0 ± 0.0	

Table 3: Single differential production cross-sections (in μb) for prompt J/ψ mesons and J/ψ from b as functions of rapidity. The first uncertainty is statistical, the second is the component of the systematic uncertainty that is uncorrelated between bins, and the third is the correlated component.

$ y $	$d\sigma/dy$ (prompt J/ψ)	$d\sigma/dy$ (J/ψ from b)
Forward ($p_T < 14 \text{ GeV}/c$)		
1.5 – 2.0	$583.7 \pm 21.0 \pm 39.6 \pm 22.7$	$88.8 \pm 5.9 \pm 6.1 \pm 3.4$
2.0 – 2.5	$535.0 \pm 11.8 \pm 5.6 \pm 20.8$	$83.4 \pm 3.4 \pm 2.1 \pm 3.2$
2.5 – 3.0	$490.2 \pm 9.7 \pm 2.6 \pm 19.0$	$71.0 \pm 2.8 \pm 0.4 \pm 2.8$
3.0 – 3.5	$401.9 \pm 8.5 \pm 5.2 \pm 15.6$	$56.9 \pm 2.6 \pm 2.4 \pm 2.2$
3.5 – 4.0	$334.7 \pm 8.6 \pm 8.4 \pm 13.0$	$33.4 \pm 2.6 \pm 2.5 \pm 1.3$
Backward ($p_T < 14 \text{ GeV}/c$)		
2.5 – 3.0	$678.2 \pm 41.8 \pm 50.6 \pm 32.6$	$77.2 \pm 8.9 \pm 6.4 \pm 3.7$
3.0 – 3.5	$645.7 \pm 28.7 \pm 9.6 \pm 31.1$	$67.5 \pm 5.8 \pm 4.7 \pm 3.3$
3.5 – 4.0	$523.4 \pm 25.9 \pm 8.0 \pm 25.2$	$46.5 \pm 4.8 \pm 1.1 \pm 2.2$
4.0 – 4.5	$393.7 \pm 26.1 \pm 8.7 \pm 18.9$	$40.1 \pm 5.2 \pm 4.6 \pm 1.9$
4.5 – 5.0	$329.0 \pm 31.3 \pm 15.7 \pm 15.8$	$13.8 \pm 4.5 \pm 1.3 \pm 0.7$

Table 4: Double differential production cross-sections (in $\mu\text{b}/(\text{GeV}/c)$) for prompt J/ψ mesons and J/ψ from b as functions of p_T and y in $p\text{Pb}$ forward data. The first uncertainty is statistical, the second is the component of the systematic uncertainty that is uncorrelated between bins, and the third is the correlated component.

p_T [GeV/ c]	$1.5 < y < 2.0$	$2.0 < y < 2.5$	$2.5 < y < 3.0$	$3.0 < y < 3.5$	$3.5 < y < 4.0$
prompt J/ψ					
0.0 – 1.0	$69.1 \pm 7.7 \pm 3.7 \pm 2.7$	$66.3 \pm 4.5 \pm 0.7 \pm 2.6$	$61.1 \pm 4.0 \pm 0.8 \pm 2.4$	$54.2 \pm 3.3 \pm 1.9 \pm 2.1$	$50.7 \pm 3.3 \pm 2.3 \pm 2.0$
1.0 – 2.0	$160.2 \pm 11.9 \pm 12.4 \pm 6.2$	$142.7 \pm 6.9 \pm 1.6 \pm 5.5$	$132.8 \pm 5.5 \pm 1.5 \pm 5.2$	$117.3 \pm 4.9 \pm 0.9 \pm 4.6$	$99.1 \pm 4.9 \pm 2.4 \pm 3.8$
2.0 – 3.0	$138.5 \pm 9.9 \pm 10.0 \pm 5.4$	$125.2 \pm 5.4 \pm 1.4 \pm 4.9$	$111.8 \pm 4.4 \pm 0.6 \pm 4.3$	$96.3 \pm 4.0 \pm 1.4 \pm 3.7$	$86.7 \pm 4.9 \pm 4.1 \pm 3.4$
3.0 – 4.0	$85.6 \pm 7.0 \pm 7.6 \pm 3.3$	$84.5 \pm 3.9 \pm 1.2 \pm 3.3$	$84.7 \pm 3.4 \pm 1.9 \pm 3.3$	$64.0 \pm 2.9 \pm 1.6 \pm 2.5$	$46.6 \pm 3.5 \pm 0.7 \pm 1.8$
4.0 – 5.0	$60.4 \pm 4.5 \pm 4.0 \pm 2.3$	$55.9 \pm 2.6 \pm 0.9 \pm 2.2$	$45.1 \pm 2.0 \pm 0.9 \pm 1.8$	$36.3 \pm 1.9 \pm 0.4 \pm 1.4$	$31.3 \pm 2.4 \pm 0.6 \pm 1.2$
5.0 – 6.0	$34.2 \pm 3.0 \pm 0.9 \pm 1.3$	$30.3 \pm 1.7 \pm 0.8 \pm 1.2$	$24.5 \pm 1.3 \pm 0.5 \pm 1.0$	$18.9 \pm 1.2 \pm 0.3 \pm 0.7$	$10.3 \pm 1.4 \pm 0.5 \pm 0.4$
6.0 – 7.0	$17.8 \pm 1.9 \pm 0.6 \pm 0.7$	$15.5 \pm 1.1 \pm 0.1 \pm 0.6$	$14.0 \pm 0.9 \pm 0.1 \pm 0.5$	$8.0 \pm 0.8 \pm 0.1 \pm 0.3$	$7.5 \pm 1.0 \pm 0.2 \pm 0.3$
7.0 – 14	$2.8 \pm 0.2 \pm 0.1 \pm 0.1$	$2.7 \pm 0.2 \pm 0.1 \pm 0.1$	$2.0 \pm 0.1 \pm 0.0 \pm 0.1$	$1.3 \pm 0.1 \pm 0.0 \pm 0.1$	$0.8 \pm 0.1 \pm 0.0 \pm 0.0$
J/ψ from b					
0.0 – 1.0	$12.5 \pm 2.7 \pm 2.4 \pm 0.5$	$10.6 \pm 1.3 \pm 1.5 \pm 0.4$	$6.5 \pm 1.0 \pm 0.6 \pm 0.3$	$5.0 \pm 0.9 \pm 1.9 \pm 0.2$	$3.0 \pm 0.8 \pm 0.8 \pm 0.1$
1.0 – 2.0	$15.6 \pm 2.7 \pm 2.7 \pm 0.6$	$18.3 \pm 1.7 \pm 0.3 \pm 0.7$	$18.5 \pm 1.5 \pm 2.5 \pm 0.7$	$14.2 \pm 1.4 \pm 0.4 \pm 0.5$	$11.4 \pm 1.5 \pm 0.5 \pm 0.4$
2.0 – 3.0	$19.3 \pm 2.9 \pm 1.9 \pm 0.7$	$19.1 \pm 1.6 \pm 2.3 \pm 0.7$	$15.8 \pm 1.3 \pm 0.5 \pm 0.6$	$14.8 \pm 1.3 \pm 0.2 \pm 0.6$	$7.3 \pm 1.3 \pm 0.3 \pm 0.3$
3.0 – 4.0	$14.9 \pm 2.4 \pm 1.3 \pm 0.6$	$12.9 \pm 1.3 \pm 0.7 \pm 0.5$	$12.3 \pm 1.1 \pm 0.6 \pm 0.5$	$8.4 \pm 0.9 \pm 1.4 \pm 0.3$	$5.9 \pm 1.1 \pm 0.3 \pm 0.2$
4.0 – 5.0	$10.1 \pm 1.6 \pm 0.8 \pm 0.4$	$9.1 \pm 0.9 \pm 0.3 \pm 0.4$	$6.7 \pm 0.8 \pm 0.4 \pm 0.3$	$6.0 \pm 0.8 \pm 0.1 \pm 0.2$	$3.9 \pm 0.8 \pm 0.3 \pm 0.2$
5.0 – 6.0	$6.6 \pm 1.2 \pm 0.3 \pm 0.3$	$4.1 \pm 0.6 \pm 0.3 \pm 0.2$	$4.7 \pm 0.6 \pm 0.1 \pm 0.2$	$3.3 \pm 0.5 \pm 0.2 \pm 0.1$	$1.4 \pm 0.5 \pm 0.2 \pm 0.1$
6.0 – 7.0	$3.9 \pm 0.8 \pm 0.4 \pm 0.2$	$3.7 \pm 0.6 \pm 0.1 \pm 0.1$	$2.2 \pm 0.4 \pm 0.0 \pm 0.1$	$1.3 \pm 0.3 \pm 0.1 \pm 0.1$	$1.0 \pm 0.4 \pm 0.6 \pm 0.0$
7.0 – 14	$0.9 \pm 0.1 \pm 0.0 \pm 0.0$	$0.9 \pm 0.1 \pm 0.0 \pm 0.0$	$0.6 \pm 0.1 \pm 0.0 \pm 0.0$	$0.4 \pm 0.1 \pm 0.0 \pm 0.0$	$0.2 \pm 0.1 \pm 0.1 \pm 0.0$

Table 5: Nuclear modification factor $R_{p\text{Pb}}$ as a function of y with $p_{\text{T}} < 14 \text{ GeV}/c$. The first uncertainty is statistical, the second is the systematic, and the third is the uncertainty related to the interpolation error.

$R_{p\text{Pb}}$	$-4.0 < y < -2.5$	$2.5 < y < 4.0$
Prompt J/ψ	$0.93 \pm 0.03 \pm 0.05 \pm 0.05$	$0.62 \pm 0.01 \pm 0.02 \pm 0.03$
J/ψ from b	$0.98 \pm 0.06 \pm 0.07 \pm 0.08$	$0.83 \pm 0.02 \pm 0.04 \pm 0.07$
Inclusive J/ψ	$0.93 \pm 0.03 \pm 0.05 \pm 0.05$	$0.63 \pm 0.01 \pm 0.03 \pm 0.03$

Table 6: Forward-backward production ratio R_{FB} as a function of $|y|$ with $p_{\text{T}} < 14 \text{ GeV}/c$. The first uncertainty is statistical, the second is the uncorrelated systematic component, and the third is the systematic uncertainty correlated between bins.

R_{FB}	$2.5 < y < 3.0$	$3.0 < y < 3.5$	$3.5 < y < 4.0$
Prompt J/ψ	$0.72 \pm 0.05 \pm 0.05 \pm 0.04$	$0.62 \pm 0.03 \pm 0.01 \pm 0.03$	$0.64 \pm 0.04 \pm 0.02 \pm 0.03$
J/ψ from b	$0.92 \pm 0.11 \pm 0.08 \pm 0.05$	$0.84 \pm 0.08 \pm 0.07 \pm 0.04$	$0.72 \pm 0.09 \pm 0.06 \pm 0.04$
Inclusive J/ψ	$0.74 \pm 0.05 \pm 0.06 \pm 0.04$	$0.64 \pm 0.03 \pm 0.01 \pm 0.03$	$0.65 \pm 0.04 \pm 0.01 \pm 0.03$

Table 7: Forward-backward production ratio R_{FB} as a function of p_{T} with $2.5 < |y| < 4.0$. The first uncertainty is statistical, the second is the uncorrelated systematic component, and the third is the systematic uncertainty correlated between bins.

p_{T} [GeV/ c]	R_{FB} (prompt J/ψ)	R_{FB} (J/ψ from b)	R_{FB} (inclusive J/ψ)
0.0 – 1.0	$0.62 \pm 0.06 \pm 0.02 \pm 0.03$	$0.84 \pm 0.18 \pm 0.05 \pm 0.04$	$0.63 \pm 0.06 \pm 0.02 \pm 0.03$
1.0 – 2.0	$0.58 \pm 0.04 \pm 0.02 \pm 0.03$	$0.97 \pm 0.15 \pm 0.15 \pm 0.05$	$0.61 \pm 0.04 \pm 0.03 \pm 0.03$
2.0 – 3.0	$0.60 \pm 0.04 \pm 0.02 \pm 0.03$	$0.85 \pm 0.12 \pm 0.14 \pm 0.04$	$0.62 \pm 0.04 \pm 0.02 \pm 0.03$
3.0 – 4.0	$0.66 \pm 0.04 \pm 0.01 \pm 0.03$	$0.96 \pm 0.14 \pm 0.11 \pm 0.05$	$0.69 \pm 0.04 \pm 0.02 \pm 0.03$
4.0 – 5.0	$0.75 \pm 0.06 \pm 0.02 \pm 0.04$	$0.89 \pm 0.16 \pm 0.12 \pm 0.04$	$0.76 \pm 0.05 \pm 0.02 \pm 0.04$
5.0 – 6.0	$0.75 \pm 0.07 \pm 0.02 \pm 0.04$	$0.77 \pm 0.16 \pm 0.04 \pm 0.04$	$0.75 \pm 0.07 \pm 0.03 \pm 0.04$
6.0 – 7.0	$0.77 \pm 0.08 \pm 0.02 \pm 0.04$	$0.91 \pm 0.22 \pm 0.14 \pm 0.05$	$0.78 \pm 0.09 \pm 0.03 \pm 0.04$
7.0 – 8.5	$0.83 \pm 0.11 \pm 0.03 \pm 0.04$	$1.08 \pm 0.27 \pm 0.09 \pm 0.05$	$0.87 \pm 0.11 \pm 0.03 \pm 0.04$
8.5 – 14	$0.67 \pm 0.10 \pm 0.03 \pm 0.03$	$0.74 \pm 0.19 \pm 0.04 \pm 0.04$	$0.68 \pm 0.09 \pm 0.03 \pm 0.03$

References

- [1] T. Matsui and H. Satz, *J/ψ suppression by quark-gluon plasma formation*, Phys. Lett. **B178** (1986) 416.
- [2] E. G. Ferreira, F. Fleuret, J. P. Lansberg, and A. Rakotozafindrabe, *Impact of the nuclear modification of the gluon densities on J/ψ production in pPb collisions at $\sqrt{s_{NN}} = 5$ TeV*, Phys. Rev. **C88** (2013) 047901, [arXiv:1305.4569](#).
- [3] J. Albacete *et al.*, *Predictions for p+Pb collisions at $\sqrt{s_{NN}} = 5$ TeV*, Int. J. Mod. Phys. **E22** (2013) 1330007, [arXiv:1301.3395](#).
- [4] F. Arleo and S. Peigné, *Heavy-quarkonium suppression in p-A collisions from parton energy loss in cold QCD matter*, JHEP **03** (2013) 122, [arXiv:1212.0434](#).
- [5] F. Arleo, R. Kolevatov, S. Peigné, and M. Rustamova, *Centrality and p_{\perp} dependence of J/ψ suppression in proton-nucleus collisions from parton energy loss*, JHEP **05** (2013) 155, [arXiv:1304.0901](#).
- [6] F. Arleo and S. Peigné, *J/ψ suppression in p-A collisions from parton energy loss in cold QCD matter*, Phys. Rev. Lett. **109** (2012) 122301, [arXiv:1204.4609](#).
- [7] G. A. Chirilli, B.-W. Xiao, and F. Yuan, *Inclusive hadron productions in pA collisions*, Phys. Rev. **D86** (2012) 054005, [arXiv:1203.6139](#).
- [8] G. A. Chirilli, *High-energy QCD factorization from DIS to pA collisions*, Int. J. Mod. Phys. Conf. Ser. **20** (2012) 200, [arXiv:1209.1614](#).
- [9] FNAL E866/NuSea collaboration, M. J. Leitch *et al.*, *Measurement of differences between J/ψ and ψ' suppression in p-A collisions*, Phys. Rev. Lett. **84** (2000) 3256, [arXiv:nucl-ex/9909007](#).
- [10] HERA-B collaboration, I. Abt *et al.*, *Kinematic distributions and nuclear effects of J/ψ production in 920 GeV fixed-target proton-nucleus collisions*, Eur. Phys. J. **C60** (2009) 525, [arXiv:0812.0734](#).
- [11] BRAHMS collaboration, I. Arsene *et al.*, *Evolution of the nuclear modification factors with rapidity and centrality in d + Au collisions at $\sqrt{s_{NN}} = 200$ GeV*, Phys. Rev. Lett. **93** (2004) 242303, [arXiv:nucl-ex/0403005](#).
- [12] PHENIX collaboration, S. S. Adler *et al.*, *Nuclear modification factors for hadrons at forward and backward rapidities in deuteron-gold collisions at $\sqrt{s_{NN}} = 200$ GeV*, Phys. Rev. Lett. **94** (2005) 082302, [arXiv:nucl-ex/0411054](#).
- [13] PHENIX collaboration, A. Adare *et al.*, *Cold nuclear matter effects on J/ψ yields as a function of rapidity and nuclear geometry in d + A collisions at $\sqrt{s_{NN}} = 200$ GeV*, Phys. Rev. Lett. **107** (2011) 142301, [arXiv:1010.1246](#).

- [14] LHCb collaboration, A. A. Alves Jr. *et al.*, *The LHCb detector at the LHC*, JINST **3** (2008) S08005.
- [15] M. Adinolfi *et al.*, *Performance of the LHCb RICH detector at the LHC*, Eur. Phys. J. **C73** (2013) 2431, arXiv:1211.6759.
- [16] A. A. Alves Jr. *et al.*, *Performance of the LHCb muon system*, JINST **8** (2013) P02022, arXiv:1211.1346.
- [17] R. Aaij *et al.*, *The LHCb trigger and its performance in 2011*, JINST **8** (2013) P04022, arXiv:1211.3055.
- [18] T. Sjöstrand, S. Mrenna, and P. Skands, *PYTHIA 6.4 physics and manual*, JHEP **05** (2006) 026, arXiv:hep-ph/0603175.
- [19] I. Belyaev *et al.*, *Handling of the generation of primary events in GAUSS, the LHCb simulation framework*, Nuclear Science Symposium Conference Record (NSS/MIC) **IEEE** (2010) 1155.
- [20] D. J. Lange, *The EvtGen particle decay simulation package*, Nucl. Instrum. Meth. **A462** (2001) 152.
- [21] P. Golonka and Z. Was, *PHOTOS Monte Carlo: a precision tool for QED corrections in Z and W decays*, Eur. Phys. J. **C45** (2006) 97, arXiv:hep-ph/0506026.
- [22] GEANT4 collaboration, J. Allison *et al.*, *Geant4 developments and applications*, IEEE Trans. Nucl. Sci. **53** (2006) 270; GEANT4 collaboration, S. Agostinelli *et al.*, *GEANT4: a simulation toolkit*, Nucl. Instrum. Meth. **A506** (2003) 250.
- [23] M. Clemencic *et al.*, *The LHCb simulation application, GAUSS: design, evolution and experience*, J. of Phys. : Conf. Ser. **331** (2011) 032023.
- [24] LHCb collaboration, R. Aaij *et al.*, *Measurement of J/ψ production in pp collisions at $\sqrt{s} = 7$ TeV*, Eur. Phys. J. **C71** (2011) 1645, arXiv:1103.0423.
- [25] LHCb collaboration, R. Aaij *et al.*, *Measurement of J/ψ production in pp collisions at $\sqrt{s} = 2.76$ TeV*, JHEP **02** (2013) 41, arXiv:1212.1045.
- [26] LHCb collaboration, R. Aaij *et al.*, *Production of J/ψ and Υ mesons in pp collisions at $\sqrt{s} = 8$ TeV*, JHEP **06** (2013) 64, arXiv:1304.6977.
- [27] F. Archilli *et al.*, *Performance of the muon identification at LHCb*, JINST **8** (2013) P10020, arXiv:1306.0249.
- [28] Particle Data Group, J. Beringer *et al.*, *Review of particle physics*, Phys. Rev. **D86** (2012) 010001, and 2013 partial update for the 2014 edition.

- [29] T. Skwarnicki, *A study of the radiative cascade transitions between the Upsilon-prime and Upsilon resonances*, PhD thesis, Institute of Nuclear Physics, Krakow, 1986, DESY-F31-86-02.
- [30] M. Pivk and F. R. Le Diberder, *sPlot: a statistical tool to unfold data distributions*, Nucl. Instrum. Meth. **A555** (2005) 356, [arXiv:physics/0402083](#).
- [31] A. Jaeger *et al.*, *Measurement of the track finding efficiency*, CERN-LHCb-PUB-2011-025.
- [32] LHCb collaboration, R. Aaij *et al.*, *Measurement of J/ψ polarization in pp collisions at $\sqrt{s} = 7$ TeV*, Eur. Phys. J. **C73** (2013) 2631, [arXiv:1307.6379](#).
- [33] S. van der Meer, *Calibration of the effective beam height in the ISR*, CERN report, CERN-ISR-PO-68-31 (1968).
- [34] H. Burkhardt and P. Grafström, *Absolute luminosity from machine parameters*, CERN report, CERN-LHC-PROJECT-REPORT-1019 (2007).
- [35] LHCb collaboration, R. Aaij *et al.*, *Absolute luminosity measurements with the LHCb detector at the LHC*, JINST **7** (2012) P01010, [arXiv:1110.2866](#).
- [36] ALICE and LHCb collaborations, *Reference pp cross-sections for J/ψ studies in proton-lead collisions at $\sqrt{s_{NN}} = 5.02$ TeV and comparisons between ALICE and LHCb results*, LHCb-CONF-2013-013, ALICE-PUBLIC-2013-002 .
- [37] C.-H. Chang, *Hadronic production of J/ψ associated with a gluon*, Nucl. Phys. **B172** (1980) 425.
- [38] R. Baier and R. Ruckl, *Hadronic production of J/ψ and Υ : transverse momentum distributions*, Phys. Lett. **B102** (1981) 364.
- [39] K. Eskola, H. Paukkunen, and C. Salgado, *EPS09 – a new generation of NLO and LO nuclear parton distribution functions*, JHEP **04** (2009) 065, [arXiv:0902.4154](#).
- [40] D. de Florian and R. Sassot, *Nuclear parton distributions at next-to-leading order*, Phys. Rev. **D69** (2004) 074028, [arXiv:hep-ph/0311227](#).
- [41] M. Gluck, J. Owens, and E. Reya, *Gluon contribution to hadronic J/ψ production*, Phys. Rev. **D17** (1978) 2324.
- [42] Z. C. del Valle *et al.*, *Open-beauty production in pPb collisions at $\sqrt{s_{NN}}=5$ TeV: effect of the gluon nuclear densities*, [arXiv:1402.1747](#).
- [43] ALICE collaboration, B. Abelev *et al.*, *J/ψ production and nuclear effects in p-Pb collisions at $\sqrt{s_{NN}} = 5.02$ TeV*, [arXiv:1308.6726](#), submitted to JHEP.