

Topology of Magnetic Field Strength Surfaces and Particle Confinement in Mirror-Type Stellarators

M.I.Mikhailov¹, M.Yu.Isaev¹, J.Nührenberg², A.A.Subbotin¹, W.A.Cooper³, M.F.Heyn⁴, V.N.Kalyuzhnyj⁵, S.V.Kasilov⁵, W.Kernbichler⁴, V.V.Nemov⁵, M.A.Samitov⁶, V.D.Shafranov¹

¹ Russian Research Centre "Kurchatov Institute", 123182, Moscow, Russia

² Max-Planck-Institut für Plasmaphysik, Teilinstitut Greifswald IPP-EURATOM Association, D-17491 Greifswald, Germany

³ Centre de Recherches en Physique des Plasmas, Association Euratom-Confédération Suisse, Ecole Polytechnique Fédérale de Lausanne, PPB, 1015 Lausanne, Switzerland

⁴ Institut für Theoretische Physik, Technische Universität Graz, Graz, Austria

⁵ Institute of Plasma Physics, National Science Center "Kharkov Institute of Physics and Technology", 61108, Kharkov, Ukraine

⁶ Moscow State Engineering and Physics Institute, Moscow, Russia

Abstract. Helical magnetic systems with poloidal direction of the lines $B=\text{constant}$ on the magnetic surfaces are investigated to clarify in more detail the connection between the shape of the magnetic surfaces and the topology of the $B=\text{constant}$ surfaces on the one hand and particle confinement on the other. The possibilities to fulfil the pseudosymmetry condition as well as the condition that the second adiabatic invariant J_{\parallel} forms closed contours are investigated numerically for almost zero and finite β values.

1. Introduction. As was shown in Ref. [1], the fulfilment of the quasi-isodynamicity (qi) condition in configurations with poloidal direction of lines $B=\text{constant}$ on the magnetic surfaces leads to good particle confinement. Only the particles that are near trapped-transition boundaries can leave the plasma volume after a large number of changes of direction in the motion. The existence of such particles is closely connected with the presence of local maxima of B , i.e. islands of lines $B=\text{constant}$ on the magnetic surfaces. The possibility to eliminate such particles is investigated numerically in the present paper. As a first step, the optimisation of the configuration with respect to pseudosymmetry (ps) [2] is undertaken and the confinement properties of the ps configuration is studied through the calculation of the second adiabatic invariant contours and more directly with the computation of the collisionless α -particles lost. It is shown that the fulfilment of the ps condition itself is not sufficient for good particle confinement. Therefore, as a next step, the optimisation toward the poloidal closure of the J_{\parallel} contours is performed. In addition, the effect of finite β on the shape of the magnetic field strength surfaces and the particle confinement is studied. Some results on calculations of neoclassical diffusion are presented for configurations considered.

2. Optimisation toward pseudosymmetry. The initial boundary for the optimisation toward ps was obtained from that of W7-X [3] by changing the number of periods from $N=5$ to $N=6$ and by exchanging the six-period bumpy magnetic field component with a three times periodic term. In this case the extrema of the magnetic field strength should be located at equivalent positions, all exhibiting small curvature of the magnetic axis. The pressure gradient was taken to be very small, $\beta=0.05\%$. The behaviour of $B=\text{constant}$ lines in Boozer coordinates at the $1/3$ and $3/4$ of the minor plasma radius of the ps-optimised configuration is shown in Fig.1. Direct calculations of collisionless α -particle loss have shown that the fulfilment of ps condition itself does not improve the particle confinement: the bulk of the reflected particle fraction is lost in a short time. Numerical calculations have shown that the contours of the second adiabatic invariant $J_{\parallel} = \int v_{\parallel} dl$ are open which leads to the particle loss. Line 1 in Fig. 2 shows the radial (with s the normalised flux variable) dependence of the effective ripple, $\epsilon_{\text{eff}}^{3/2}$, for the ps-optimised configuration. This

quantity characterises the strength of the $1/\nu$ transport [4]. For a corresponding standard stellarator the $\varepsilon_{eff}^{3/2}$ value turns out to be 0.01 ± 0.03 . So, the results obtained are only slightly better than those for the standard stellarator.

3. Optimisation toward closure of the J_{\parallel} contours and finite β effect. In addition to the ps condition, the requirement of closure of the J_{\parallel} contours was implemented in the optimisation procedure. As in the previous step, the β value was $\beta \approx 0.05\%$. Due to the different penalty function, the optimisation leads to a configuration with a dominating six-period bumpy component of the field strength and a different geometry of the magnetic axis (see Fig. 3). It is seen from Fig. 4 that in this configuration the lines $B=\text{constant}$ have a similar form for almost all values of B , in contrast to the initial one (see Fig. 1). Fig. 5 demonstrates the behaviour of J_{\parallel} contours for trapped particles with different values of $B_{refract}$ for the part of the period near the minimum of B . It is observed that the function $\langle J_{\parallel} \rangle_{\theta}$ has a minimum near the magnetic axis for this configuration with small β . This corresponds to convex $B=\text{constant}$ surfaces, as is seen from Fig. 6. The minimum of $\langle J_{\parallel} \rangle_{\theta}$ is very shallow, so that small deviations from the qi condition can create open J_{\parallel} contours.

In Fig. 7, the contours of J_{\parallel} are shown for $\beta = 5\%$. It is seen that now J_{\parallel} has a maximum near the magnetic axis. It corresponds to the creation of an absolute minimum of B due to the diamagnetic effect and to the transition from convex to concave surfaces $B=\text{constant}$ for moderate values of B (Fig. 8). Here, the maximum of J_{\parallel} is strong, so that even large deviations from qi can conserve the closure of the J_{\parallel} contours. The result of $\varepsilon_{eff}^{3/2}$ calculations for $\beta = 5\%$ is shown in Fig. 2, too, line 2.

The transition from minimum of J_{\parallel} near the magnetic axis for small β to a maximum of this quantity for $\beta \approx 5\%$ can lead to the deterioration of particle confinement for intermediate β values, when $\langle J_{\parallel} \rangle_{\theta}$ becomes independent on the plasma radius. This really occurs, as is seen from Fig. 9. Further optimisation is required for systems with finite β to clarify the possibility to confine all reflected particles in configurations without a local maximum of B on the magnetic surfaces.

Conclusions. Numerical investigations have shown that the ps condition can be fulfilled with high accuracy in the whole plasma volume. The fulfilment of the ps condition itself is not enough for improvement of particle confinement. The closure of the J_{\parallel} contours is defined both by radial dependence of $\langle J_{\parallel} \rangle_{\theta}$ and by the accuracy of the fulfilment of the qi condition.

Acknowledgements. This work was supported by INTAS Grant No 99-00592, by Russian-Germany agreement WTZ-V RUS-563-98, by Russian Federal program on support of leading scientific school, Grant No 00-15-96526, by Russian Fund for Basic Research, Grant No 00-02-17105, by the Fonds National Suisse de la Recherche Scientifique, by the Association EURATOM-OEAW and by Austrian Academy of Sciences.

References

- [1] S.Gori, W.Lotz, J.Nührenberg *Theory of Fusion Plasmas (International School of Plasma Physics)*, Bologna: SIF, (1996) 335.
- [2] M.I.Mikhailov, W.A.Cooper, M.Yu.Isaev, et. al., *Theory of Fusion Plasmas (Internationa School of Plasma Physics)*, Bologna: SIF, (1998) 185.
- [3] G.Grieger, W.Lotz, P.Merkel, et. al. *Phys. Fluids B* **4** (1992) 2081
- [4] V.V.Nemov, S.V.Kasilov, W.Kernbicheler, M.F.Heyn, *Phys. Plasmas* **6** (1999) 4622.

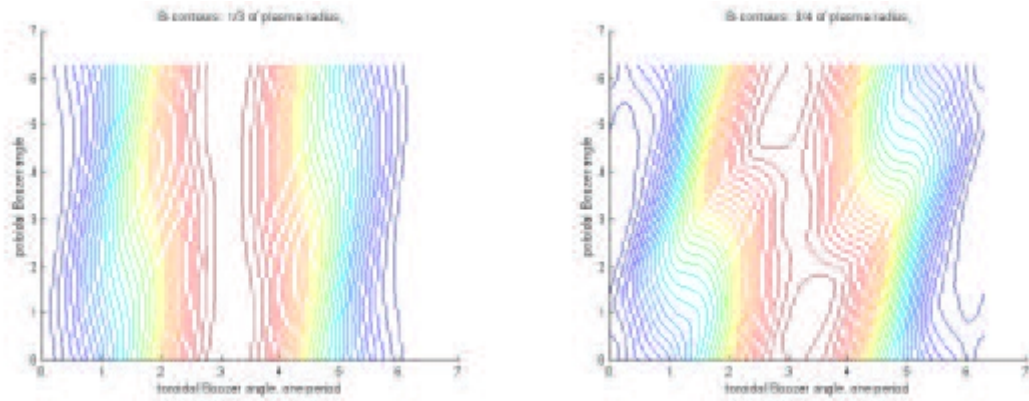


Fig. 1. B =constant lines on an inner (left) and an outer (right) magnetic surfaces, respectively, for a ps -optimised configuration.

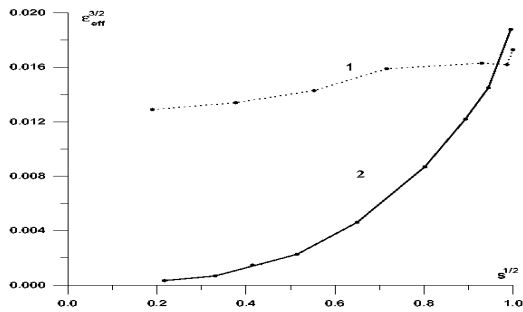


Fig. 2. Effective ripple amplitude, for small β ps -optimised (line 1) and $\beta=5\%$ $J_{||}$ optimised (line 2) configurations.




Fig. 3. Inner magnetic surface for the configuration optimised with respect to ps and closure of $J_{||}$ contours.

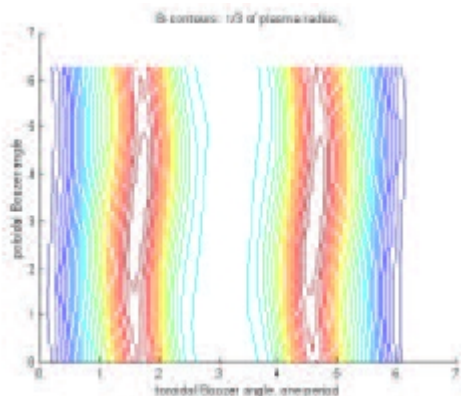


Fig. 4. B =constant lines on the inner magnetic surface for the configuration shown in Fig. 3.

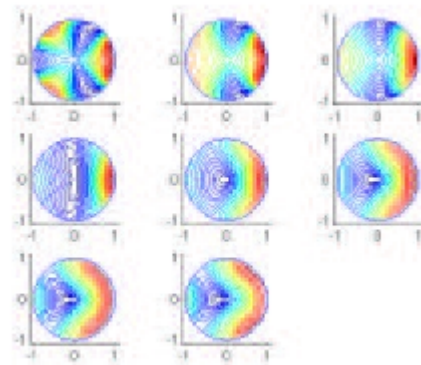


Fig. 5. $J_{||}$ contours for the configuration shown in Fig. 3 with low β . The value of $B_{reflect}$ increases from the top left to the bottom right diagrams. The closed $J_{||}$ contours are characterised by a minimum near the magnetic axis.

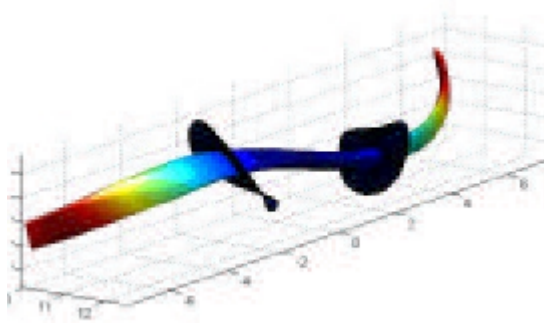


Fig. 6. Inner magnetic surface and surfaces $B=\text{constant}$ for the low β . The surfaces $B=\text{constant}$ are slightly convex.

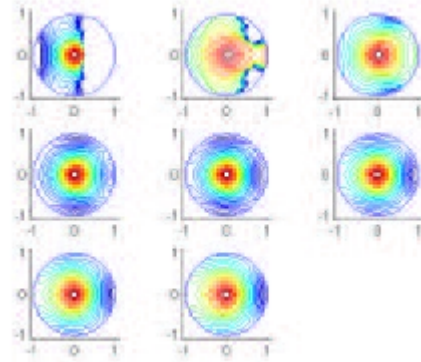


Fig. 7. J_{\parallel} contours for the configuration shown in Fig. 3 with $\beta=5\%$. The closed J_{\parallel} contours are characterised by a maximum near the magnetic axis.




Fig. 8. Inner magnetic surface and surfaces $B=\text{constant}$ for $\beta=5\%$. The surfaces $B=\text{constant}$ are concave.

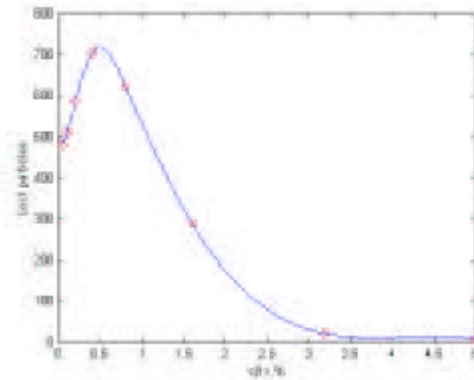


Fig. 9. Effect of β on the collisionless particle confinement. Increased losses correspond to the transition from minimum of J_{\parallel} near the magnetic axis to maximum.