

THE RATE OF BINARY BLACK HOLE MERGERS INFERRED FROM ADVANCED LIGO OBSERVATIONS  
SURROUNDING GW150914

B. P. ABBOTT,<sup>1</sup> R. ABBOTT,<sup>1</sup> T. D. ABBOTT,<sup>2</sup> M. R. ABERNATHY,<sup>1</sup> F. ACERNESE,<sup>3,4</sup> K. ACKLEY,<sup>5</sup> C. ADAMS,<sup>6</sup>  
T. ADAMS,<sup>7</sup> P. ADDESSO,<sup>3</sup> R. X. ADHIKARI,<sup>1</sup> V. B. ADYA,<sup>8</sup> C. AFFELDT,<sup>8</sup> M. AGATHOS,<sup>9</sup> K. AGATSUMA,<sup>9</sup> N. AGGARWAL,<sup>10</sup>  
O. D. AGUIAR,<sup>11</sup> L. AIELLO,<sup>12,13</sup> A. AIN,<sup>14</sup> P. AJITH,<sup>15</sup> B. ALLEN,<sup>8,16,17</sup> A. ALLOCCA,<sup>18,19</sup> P. A. ALTIN,<sup>20</sup> S. B. ANDERSON,<sup>1</sup>  
W. G. ANDERSON,<sup>16</sup> K. ARAI,<sup>1</sup> M. C. ARAYA,<sup>1</sup> C. C. ARCENEUX,<sup>21</sup> J. S. AREEDA,<sup>22</sup> N. ARNAUD,<sup>23</sup> K. G. ARUN,<sup>24</sup>  
S. ASCENZI,<sup>25,13</sup> G. ASHTON,<sup>26</sup> M. AST,<sup>27</sup> S. M. ASTON,<sup>6</sup> P. ASTONE,<sup>28</sup> P. AUFMUTH,<sup>8</sup> C. AULBERT,<sup>8</sup> S. BABAK,<sup>29</sup>  
P. BACON,<sup>30</sup> M. K. M. BADER,<sup>9</sup> P. T. BAKER,<sup>31</sup> F. BALDACCINI,<sup>32,33</sup> G. BALLARDIN,<sup>34</sup> S. W. BALLMER,<sup>35</sup>  
J. C. BARAYOGA,<sup>1</sup> S. E. BARCLAY,<sup>36</sup> B. C. BARISH,<sup>1</sup> D. BARKER,<sup>37</sup> F. BARONE,<sup>3,4</sup> B. BARR,<sup>36</sup> L. BARSOTTI,<sup>10</sup>  
M. BARSUGLIA,<sup>30</sup> D. BARTA,<sup>38</sup> J. BARTLETT,<sup>37</sup> I. BARTOS,<sup>39</sup> R. BASSIRI,<sup>40</sup> A. BASTI,<sup>18,19</sup> J. C. BATCH,<sup>37</sup> C. BAUNE,<sup>8</sup>  
V. BAVIGADDA,<sup>34</sup> M. BAZZAN,<sup>41,42</sup> B. BEHNKE,<sup>29</sup> M. BEJGER,<sup>43</sup> A. S. BELL,<sup>36</sup> C. J. BELL,<sup>36</sup> B. K. BERGER,<sup>1</sup>  
J. BERGMAN,<sup>37</sup> G. BERGMANN,<sup>8</sup> C. P. L. BERRY,<sup>44</sup> D. BERSANETTI,<sup>45,46</sup> A. BERTOLINI,<sup>9</sup> J. BETZWIESER,<sup>6</sup> S. BHAGWAT,<sup>35</sup>  
R. BHANDARE,<sup>47</sup> I. A. BILENKO,<sup>48</sup> G. BILLINGSLEY,<sup>1</sup> J. BIRCH,<sup>6</sup> R. BIRNEY,<sup>49</sup> S. BISCANS,<sup>10</sup> A. BISHT,<sup>8,17</sup> M. BITOSI,<sup>34</sup>  
C. BIWER,<sup>35</sup> M. A. BIZOUARD,<sup>23</sup> J. K. BLACKBURN,<sup>1</sup> C. D. BLAIR,<sup>50</sup> D. G. BLAIR,<sup>50</sup> R. M. BLAIR,<sup>37</sup> S. BLOEMEN,<sup>51</sup>  
O. BOCK,<sup>8</sup> T. P. BODIYA,<sup>10</sup> M. BOER,<sup>52</sup> G. BOGAERT,<sup>52</sup> C. BOGAN,<sup>8</sup> A. BOHE,<sup>29</sup> P. BOJTOS,<sup>53</sup> C. BOND,<sup>44</sup> F. BONDU,<sup>54</sup>  
R. BONNAND,<sup>7</sup> B. A. BOOM,<sup>9</sup> R. BORK,<sup>1</sup> V. BOSCHI,<sup>18,19</sup> S. BOSE,<sup>55,14</sup> Y. BOUFFANAIS,<sup>30</sup> A. BOZZI,<sup>34</sup> C. BRADASCHIA,<sup>19</sup>  
P. R. BRADY,<sup>16</sup> V. B. BRAGINSKY,<sup>48</sup> M. BRANCHESI,<sup>56,57</sup> J. E. BRAU,<sup>58</sup> T. BRIANT,<sup>59</sup> A. BRILLET,<sup>52</sup> M. BRINKMANN,<sup>8</sup>  
V. BRISSON,<sup>23</sup> P. BROCKILL,<sup>16</sup> A. F. BROOKS,<sup>1</sup> D. A. BROWN,<sup>35</sup> D. D. BROWN,<sup>44</sup> N. M. BROWN,<sup>10</sup> C. C. BUCHANAN,<sup>2</sup>  
A. BUIKEMA,<sup>10</sup> T. BULIK,<sup>60</sup> H. J. BULTEN,<sup>61,9</sup> A. BUONANNO,<sup>29,62</sup> D. BUSKULIC,<sup>7</sup> C. BUY,<sup>30</sup> R. L. BYER,<sup>40</sup> L. CADONATI,<sup>63</sup>  
G. CAGNOLI,<sup>64,65</sup> C. CAHILLANE,<sup>1</sup> J. CALDERÓN BUSTILLO,<sup>66,63</sup> T. CALLISTER,<sup>1</sup> E. CALLONI,<sup>67,4</sup> J. B. CAMP,<sup>68</sup>  
K. C. CANNON,<sup>69</sup> J. CAO,<sup>70</sup> C. D. CAPANO,<sup>8</sup> E. CAPOCASA,<sup>30</sup> F. CARBOGNANI,<sup>34</sup> S. CARIDE,<sup>71</sup> J. CASANUEVA DIAZ,<sup>23</sup>  
C. CASENTINI,<sup>25,13</sup> S. CAUDILL,<sup>16</sup> M. CAVAGLIÀ,<sup>21</sup> F. CAVALIER,<sup>23</sup> R. CAVALIERI,<sup>34</sup> G. CELLA,<sup>19</sup> C. B. CEPEDA,<sup>1</sup>  
L. CERBONI BAIARDI,<sup>56,57</sup> G. CERRETANI,<sup>18,19</sup> E. CESARINI,<sup>25,13</sup> R. CHAKRABORTY,<sup>1</sup> T. CHALERMSONGSAK,<sup>1</sup>  
S. J. CHAMBERLIN,<sup>72</sup> M. CHAN,<sup>36</sup> S. CHAO,<sup>73</sup> P. CHARLTON,<sup>74</sup> E. CHASSANDE-MOTTIN,<sup>30</sup> H. Y. CHEN,<sup>75</sup> Y. CHEN,<sup>76</sup>  
C. CHENG,<sup>73</sup> A. CHINCARINI,<sup>46</sup> A. CHIUOMO,<sup>34</sup> H. S. CHO,<sup>77</sup> M. CHO,<sup>62</sup> J. H. CHOW,<sup>20</sup> N. CHRISTENSEN,<sup>78</sup> Q. CHU,<sup>50</sup>  
S. CHUA,<sup>59</sup> S. CHUNG,<sup>50</sup> G. CIANI,<sup>5</sup> F. CLARA,<sup>37</sup> J. A. CLARK,<sup>63</sup> F. CLEVA,<sup>52</sup> E. COCCIA,<sup>25,12,13</sup> P.-F. COHADON,<sup>59</sup>  
A. COLLA,<sup>79,28</sup> C. G. COLLETTE,<sup>80</sup> L. COMINSKY,<sup>81</sup> M. CONSTANCIO JR.,<sup>11</sup> A. CONTE,<sup>79,28</sup> L. CONTI,<sup>42</sup> D. COOK,<sup>37</sup>  
T. R. CORBITT,<sup>2</sup> N. CORNISH,<sup>31</sup> A. CORSI,<sup>71</sup> S. CORTESE,<sup>34</sup> C. A. COSTA,<sup>11</sup> M. W. COUGHLIN,<sup>78</sup> S. B. COUGHLIN,<sup>82</sup>  
J.-P. COULON,<sup>52</sup> S. T. COUNTRYMAN,<sup>39</sup> P. COUVARES,<sup>1</sup> E. E. COWAN,<sup>63</sup> D. M. COWARD,<sup>50</sup> M. J. COWART,<sup>6</sup> D. C. COYNE,<sup>1</sup>  
R. COYNE,<sup>71</sup> K. CRAIG,<sup>36</sup> J. D. E. CREIGHTON,<sup>16</sup> J. CRIPE,<sup>2</sup> S. G. CROWDER,<sup>83</sup> A. CUMMING,<sup>36</sup> L. CUNNINGHAM,<sup>36</sup>  
E. CUOCO,<sup>34</sup> T. DAL CANTON,<sup>8</sup> S. L. DANILISHIN,<sup>36</sup> S. D'ANTONIO,<sup>13</sup> K. DANZMANN,<sup>17,8</sup> N. S. DARMAN,<sup>84</sup> V. DATTILO,<sup>34</sup>  
I. DAVE,<sup>47</sup> H. P. DAVELOZA,<sup>85</sup> M. DAVIER,<sup>23</sup> G. S. DAVIES,<sup>36</sup> E. J. DAW,<sup>86</sup> R. DAY,<sup>34</sup> S. DE,<sup>35</sup> D. DEBRA,<sup>40</sup>  
G. DEBRECZENI,<sup>38</sup> J. DEGALLAIX,<sup>65</sup> M. DE LAURENTIS,<sup>67,4</sup> S. DELÉGLISE,<sup>59</sup> W. DEL POZZO,<sup>44</sup> T. DENKER,<sup>8,17</sup> T. DENT,<sup>8</sup>  
H. DERELI,<sup>52</sup> V. DERGACHEV,<sup>1</sup> R. DE ROSA,<sup>67,4</sup> R. T. DE ROSA,<sup>6</sup> R. DE SALVO,<sup>87</sup> S. DHURANDHAR,<sup>14</sup> M. C. DÍAZ,<sup>85</sup>  
L. DI FIORE,<sup>4</sup> M. DI GIOVANNI,<sup>79,28</sup> A. DI LIETO,<sup>18,19</sup> S. DI PACE,<sup>79,28</sup> I. DI PALMA,<sup>29,8</sup> A. DI VIRGILIO,<sup>19</sup> G. DOJCINOSKI,<sup>88</sup>  
V. DOLIQUE,<sup>65</sup> F. DONOVAN,<sup>10</sup> K. L. DOOLEY,<sup>21</sup> S. DORAVARI,<sup>6,8</sup> R. DOUGLAS,<sup>36</sup> T. P. DOWNES,<sup>16</sup> M. DRAGO,<sup>8,89,90</sup>  
R. W. P. DREVER,<sup>1</sup> J. C. DRIGGERS,<sup>37</sup> Z. DU,<sup>70</sup> M. DUCROT,<sup>7</sup> S. E. DWYER,<sup>37</sup> T. B. EDO,<sup>86</sup> M. C. EDWARDS,<sup>78</sup>  
A. EFFLER,<sup>6</sup> H.-B. EGGENSTEIN,<sup>8</sup> P. EHRENS,<sup>1</sup> J. EICHHOLZ,<sup>9</sup> S. S. EIKENBERRY,<sup>5</sup> W. ENGELS,<sup>76</sup> R. C. ESSICK,<sup>10</sup>  
T. ETZEL,<sup>1</sup> M. EVANS,<sup>10</sup> T. M. EVANS,<sup>8</sup> P. EVERETT,<sup>72</sup> M. FACTOUROVICH,<sup>39</sup> V. FAFONE,<sup>25,13,12</sup> H. FAIR,<sup>35</sup> S. FAIRHURST,<sup>91</sup>  
X. FAN,<sup>70</sup> Q. FANG,<sup>50</sup> S. FARINON,<sup>46</sup> B. FARR,<sup>75</sup> W. M. FARR,<sup>44</sup> M. FAVATA,<sup>88</sup> M. FAYS,<sup>91</sup> H. FEHRMANN,<sup>8</sup> M. M. FEJER,<sup>40</sup>  
I. FERRANTE,<sup>18,19</sup> E. C. FERREIRA,<sup>11</sup> F. FERRINI,<sup>34</sup> F. FIDECARO,<sup>18,19</sup> I. FIORI,<sup>34</sup> D. FIORUCCI,<sup>30</sup> R. P. FISHER,<sup>35</sup>  
R. FLAMINIO,<sup>65,92</sup> M. FLETCHER,<sup>36</sup> H. FONG,<sup>69</sup> J.-D. FOURNIER,<sup>52</sup> S. FRANCO,<sup>23</sup> S. FRASCA,<sup>79,28</sup> F. FRASCONI,<sup>19</sup> Z. FREI,<sup>53</sup>  
A. FREISE,<sup>44</sup> R. FREY,<sup>58</sup> V. FREY,<sup>23</sup> T. T. FRICKE,<sup>8</sup> P. FRITSCHEL,<sup>10</sup> V. V. FROLOV,<sup>6</sup> P. FULDA,<sup>5</sup> M. FYFFE,<sup>6</sup>  
H. A. G. GABBARD,<sup>21</sup> J. R. GAIR,<sup>93</sup> L. GAMMAITONI,<sup>32,33</sup> S. G. GAONKAR,<sup>14</sup> F. GARUFI,<sup>67,4</sup> A. GATTO,<sup>30</sup> G. GAUR,<sup>94,95</sup>  
N. GEHRELS,<sup>68</sup> G. GEMME,<sup>46</sup> B. GENDRE,<sup>52</sup> E. GENIN,<sup>34</sup> A. GENNAI,<sup>19</sup> J. GEORGE,<sup>47</sup> L. GERGELY,<sup>96</sup> V. GERMAIN,<sup>7</sup>  
ARCHISMAN GHOSH,<sup>15</sup> S. GHOSH,<sup>51,9</sup> J. A. GIAME,<sup>2,6</sup> K. D. GIARDINA,<sup>6</sup> A. GIAZZOTTO,<sup>19</sup> K. GILL,<sup>97</sup> A. GLAEFKE,<sup>36</sup>  
E. GOETZ,<sup>98</sup> R. GOETZ,<sup>5</sup> L. GONDAN,<sup>53</sup> G. GONZÁLEZ,<sup>2</sup> J. M. GONZALEZ CASTRO,<sup>18,19</sup> A. GOPAKUMAR,<sup>99</sup> N. A. GORDON,<sup>36</sup>  
M. L. GORODETSKY,<sup>48</sup> S. E. GOSSAN,<sup>1</sup> M. GOSSSELIN,<sup>34</sup> R. GOUATY,<sup>7</sup> C. GRAEF,<sup>36</sup> P. B. GRAFF,<sup>62</sup> M. GRANATA,<sup>65</sup>  
A. GRANT,<sup>36</sup> S. GRAS,<sup>10</sup> C. GRAY,<sup>37</sup> G. GRECO,<sup>56,57</sup> A. C. GREEN,<sup>44</sup> P. GROOT,<sup>51</sup> H. GROTE,<sup>8</sup> S. GRUNEWALD,<sup>29</sup>  
G. M. GUIDI,<sup>56,57</sup> X. GUO,<sup>70</sup> A. GUPTA,<sup>14</sup> M. K. GUPTA,<sup>95</sup> K. E. GUSHTWA,<sup>1</sup> E. K. GUSTAFSON,<sup>1</sup> R. GUSTAFSON,<sup>98</sup>  
J. J. HACKER,<sup>22</sup> B. R. HALL,<sup>55</sup> E. D. HALL,<sup>1</sup> G. HAMMOND,<sup>36</sup> M. HANEY,<sup>99</sup> M. M. HANKE,<sup>8</sup> J. HANKS,<sup>37</sup> C. HANNA,<sup>72</sup>  
M. D. HANNAM,<sup>91</sup> J. HANSON,<sup>6</sup> T. HARDWICK,<sup>2</sup> J. HARMS,<sup>56,57</sup> G. M. HARRY,<sup>100</sup> I. W. HARRY,<sup>29</sup> M. J. HART,<sup>36</sup>  
M. T. HARTMAN,<sup>5</sup> C.-J. HASTER,<sup>44</sup> K. HAUGHIAN,<sup>36</sup> A. HEIDMANN,<sup>59</sup> M. C. HEINTZE,<sup>5,6</sup> H. HEITMANN,<sup>52</sup> P. HELLO,<sup>23</sup>  
G. HEMMING,<sup>34</sup> M. HENDRY,<sup>36</sup> I. S. HENG,<sup>36</sup> J. HENNIG,<sup>36</sup> A. W. HEPTONSTALL,<sup>1</sup> M. HEURS,<sup>8,17</sup> S. HILD,<sup>36</sup> D. HOAK,<sup>101</sup>  
K. A. HODGE,<sup>1</sup> D. HOFMAN,<sup>65</sup> S. E. HOLLITT,<sup>102</sup> K. HOLT,<sup>6</sup> D. E. HOLT,<sup>75</sup> P. HOPKINS,<sup>91</sup> D. J. HOSKEN,<sup>102</sup> J. HOUGH,<sup>36</sup>  
E. A. HOUSTON,<sup>36</sup> E. J. HOWELL,<sup>50</sup> Y. M. HU,<sup>36</sup> S. HUANG,<sup>73</sup> E. A. HUERTA,<sup>103,82</sup> D. HUET,<sup>23</sup> B. HUGHEY,<sup>97</sup> S. HUSA,<sup>66</sup>  
S. H. HUTTNER,<sup>36</sup> T. HUYNH-DINH,<sup>6</sup> A. IDRISY,<sup>72</sup> N. INDIK,<sup>8</sup> D. R. INGRAM,<sup>37</sup> R. INTA,<sup>71</sup> H. N. ISA,<sup>36</sup> J.-M. ISAC,<sup>59</sup>  
M. ISI,<sup>1</sup> G. ISLAS,<sup>22</sup> T. ISOGAI,<sup>10</sup> B. R. IYER,<sup>15</sup> K. IZUMI,<sup>37</sup> T. JACQMIN,<sup>59</sup> H. JANG,<sup>77</sup> K. JANI,<sup>63</sup> P. JARANOWSKI,<sup>104</sup>  
S. JAWAHAR,<sup>105</sup> F. JIMÉNEZ-FORTEZA,<sup>66</sup> W. W. JOHNSON,<sup>26</sup> D. I. JONES,<sup>36</sup> R. JONES,<sup>36</sup> R. J. G. JONKER,<sup>9</sup> L. JU,<sup>50</sup>  
HARIS K,<sup>106</sup> C. V. KALAGHATGI,<sup>24,91</sup> V. KALOGERA,<sup>82</sup> S. KANDHASAMY,<sup>21</sup> G. KANG,<sup>77</sup> J. B. KANNER,<sup>1</sup> S. KARKI,<sup>58</sup>  
M. KASPRZACK,<sup>2,23,34</sup> E. KATSAVOUNIDIS,<sup>10</sup> W. KATZMAN,<sup>6</sup> S. KAUFER,<sup>17</sup> T. KAUR,<sup>50</sup> K. KAWABE,<sup>37</sup> F. KAWAZOE,<sup>8,17</sup>  
F. KÉFÉLIAN,<sup>52</sup> M. S. KEHL,<sup>69</sup> D. KEITEL,<sup>8,66</sup> D. B. KELLEY,<sup>35</sup> W. KELLS,<sup>1</sup> R. KENNEDY,<sup>86</sup> J. S. KEY,<sup>85</sup>  
A. KHALAIDOVSKI,<sup>8</sup> F. Y. KHALILI,<sup>48</sup> I. KHAN,<sup>12</sup> S. KHAN,<sup>91</sup> Z. KHAN,<sup>95</sup> E. A. KHAZANOV,<sup>107</sup> N. KIJBUNCHOO,<sup>37</sup> C. KIM,<sup>77</sup>

arXiv:1602.03842v2 [astro-ph.HE] 13 Jun 2016

- J. KIM,<sup>108</sup> K. KIM,<sup>109</sup> NAM-GYU KIM,<sup>77</sup> NAMJUN KIM,<sup>40</sup> Y.-M. KIM,<sup>108</sup> E. J. KING,<sup>102</sup> P. J. KING,<sup>37</sup> D. L. KINZEL,<sup>6</sup>  
 J. S. KISSEL,<sup>37</sup> L. KLEYBOLTE,<sup>27</sup> S. KLIMENKO,<sup>5</sup> S. M. KOEHLBECK,<sup>8</sup> K. KOKEYAMA,<sup>2</sup> S. KOLEY,<sup>9</sup> V. KONDRASHOV,<sup>1</sup>  
 A. KONTOS,<sup>10</sup> M. KOROBKO,<sup>27</sup> W. Z. KORTH,<sup>1</sup> I. KOWALSKA,<sup>60</sup> D. B. KOZAK,<sup>1</sup> V. KRINGEL,<sup>8</sup> B. KRISHNAN,<sup>8</sup>  
 A. KRÓLAK,<sup>110,111</sup> C. KRUEGER,<sup>17</sup> G. KUEHN,<sup>8</sup> P. KUMAR,<sup>69</sup> L. KUO,<sup>73</sup> A. KUTYNIA,<sup>110</sup> B. D. LACKEY,<sup>35</sup> M. LANDRY,<sup>37</sup>  
 J. LANGE,<sup>112</sup> B. LANTZ,<sup>40</sup> P. D. LASKY,<sup>113</sup> A. LAZZARINI,<sup>1</sup> C. LAZZARO,<sup>63,42</sup> P. LEACI,<sup>29,79,28</sup> S. LEAVEY,<sup>36</sup>  
 E. O. LEBIGOT,<sup>30,70</sup> C. H. LEE,<sup>108</sup> H. K. LEE,<sup>109</sup> H. M. LEE,<sup>114</sup> K. LEE,<sup>36</sup> A. LENON,<sup>35</sup> M. LEONARDI,<sup>89,90</sup> J. R. LEONG,<sup>8</sup>  
 N. LEROY,<sup>23</sup> N. LETENDRE,<sup>7</sup> Y. LEVIN,<sup>113</sup> B. M. LEVINE,<sup>37</sup> T. G. F. LI,<sup>1</sup> A. LIBSON,<sup>10</sup> T. B. LITTENBERG,<sup>115</sup>  
 N. A. LOCKERBIE,<sup>105</sup> J. LOGUE,<sup>36</sup> A. L. LOMBARDI,<sup>101</sup> J. E. LORD,<sup>35</sup> M. LORENZINI,<sup>12,13</sup> V. LORLETTE,<sup>116</sup> M. LORMAND,<sup>6</sup>  
 G. LOSURDO,<sup>57</sup> J. D. LOUGH,<sup>8,17</sup> H. LÜCK,<sup>17,8</sup> A. P. LUNDGREN,<sup>8</sup> J. LUO,<sup>78</sup> R. LYNCH,<sup>10</sup> Y. MA,<sup>50</sup> T. MACDONALD,<sup>40</sup>  
 B. MACHENSCHALK,<sup>8</sup> M. MACINNIS,<sup>10</sup> D. M. MACLEOD,<sup>2</sup> F. MAGAÑA-SANDOVAL,<sup>35</sup> R. M. MAGEE,<sup>55</sup> M. MAGESWARAN,<sup>1</sup>  
 E. MAJORANA,<sup>116</sup> I. MAKSIMOVIC,<sup>116</sup> V. MALVEZZI,<sup>25,13</sup> N. MAN,<sup>52</sup> I. MANDEL,<sup>44</sup> V. MANDIC,<sup>83</sup> V. MANGANO,<sup>36</sup>  
 G. L. MANSELL,<sup>20</sup> M. MANSKE,<sup>16</sup> M. MANTOVANI,<sup>34</sup> F. MARCHESONI,<sup>117,33</sup> F. MARION,<sup>7</sup> S. MÁRKA,<sup>39</sup> Z. MÁRKA,<sup>39</sup>  
 A. S. MARKOSYAN,<sup>40</sup> E. MAROS,<sup>1</sup> F. MARTELLI,<sup>56,57</sup> L. MARTELLINI,<sup>52</sup> I. W. MARTIN,<sup>36</sup> R. M. MARTIN,<sup>5</sup>  
 D. V. MARTYNOV,<sup>1</sup> J. N. MARX,<sup>1</sup> K. MASON,<sup>10</sup> A. MASSEROT,<sup>7</sup> T. J. MASSINGER,<sup>35</sup> M. MASSO-REID,<sup>36</sup> F. MATICHARD,<sup>10</sup>  
 L. MATONE,<sup>39</sup> N. MAVALVALA,<sup>10</sup> N. MAZUMDER,<sup>55</sup> G. MAZZOLO,<sup>8</sup> R. MCCARTHY,<sup>37</sup> D. E. MCCLELLAND,<sup>20</sup> S. MCCORMICK,<sup>6</sup>  
 S. C. MCGUIRE,<sup>118</sup> G. MCINTYRE,<sup>1</sup> J. MCIVER,<sup>1</sup> D. J. MCMANUS,<sup>20</sup> S. T. MCWILLIAMS,<sup>103</sup> D. MEACHER,<sup>72</sup>  
 G. D. MEADORS,<sup>29,8</sup> J. MEIDAM,<sup>9</sup> A. MELATOS,<sup>84</sup> G. MENDELL,<sup>37</sup> D. MENDOZA-GANDARA,<sup>8</sup> R. A. MERCER,<sup>16</sup> E. MERILH,<sup>37</sup>  
 M. MERZOUGUI,<sup>52</sup> S. MESHKOV,<sup>1</sup> C. MESSENGER,<sup>36</sup> C. MESSICK,<sup>72</sup> P. M. MEYERS,<sup>83</sup> F. MEZZANI,<sup>28,79</sup> H. MIAO,<sup>44</sup>  
 C. MICHEL,<sup>65</sup> H. MIDDLETON,<sup>44</sup> E. E. MIKHAILOV,<sup>119</sup> L. MILANO,<sup>67,4</sup> J. MILLER,<sup>10</sup> M. MILLHOUSE,<sup>31</sup> Y. MINENKOV,<sup>13</sup>  
 J. MING,<sup>29,8</sup> S. MIRSHKARI,<sup>120</sup> C. MISHRA,<sup>15</sup> S. MITRA,<sup>14</sup> V. P. MITROFANOV,<sup>48</sup> G. MITSELMAKHER,<sup>5</sup> R. MITTLEMAN,<sup>10</sup>  
 A. MOGGI,<sup>19</sup> M. MOHAN,<sup>34</sup> S. R. P. MOHAPATRA,<sup>10</sup> M. MONTANI,<sup>56,57</sup> B. C. MOORE,<sup>88</sup> C. J. MOORE,<sup>83</sup> D. MORARU,<sup>37</sup>  
 G. MORENO,<sup>37</sup> S. R. MORRIS,<sup>85</sup> K. MOSSAVI,<sup>8</sup> B. MOURS,<sup>7</sup> C. M. MOW-LOWRY,<sup>44</sup> C. L. MUELLER,<sup>5</sup> G. MUELLER,<sup>5</sup>  
 A. W. MUIR,<sup>91</sup> ARUNAVA MUKHERJEE,<sup>15</sup> D. MUKHERJEE,<sup>16</sup> S. MUKHERJEE,<sup>85</sup> N. MUKUND,<sup>14</sup> A. MULLAVEY,<sup>6</sup> J. MUNCH,<sup>102</sup>  
 D. J. MURPHY,<sup>39</sup> P. G. MURRAY,<sup>36</sup> A. MYTIDIS,<sup>5</sup> I. NARDECCHIA,<sup>25,13</sup> L. NATICCHIONI,<sup>79,28</sup> R. K. NAYAK,<sup>122</sup> V. NECULA,<sup>5</sup>  
 K. NEDKOVA,<sup>101</sup> G. NELEMANS,<sup>51,9</sup> M. NERI,<sup>45,46</sup> A. NEUNZERT,<sup>98</sup> G. NEWTON,<sup>36</sup> T. T. NGUYEN,<sup>20</sup> A. B. NIELSEN,<sup>8</sup>  
 S. NISSANKE,<sup>51,9</sup> A. NITZ,<sup>8</sup> F. NOCERA,<sup>34</sup> D. NOLTING,<sup>6</sup> M. E. NORMANDIN,<sup>85</sup> L. K. NUTTALL,<sup>35</sup> J. OBERLING,<sup>37</sup>  
 E. OCHSNER,<sup>16</sup> J. O'DELL,<sup>123</sup> E. OELKER,<sup>10</sup> G. H. OGIN,<sup>124</sup> J. J. OH,<sup>125</sup> S. H. OH,<sup>125</sup> F. OHME,<sup>91</sup> M. OLIVER,<sup>66</sup>  
 P. OPPERMAN,<sup>8</sup> RICHARD J. ORAM,<sup>6</sup> B. O'REILLY,<sup>6</sup> R. O'SHAUGHNESSY,<sup>112</sup> D. J. OTTAWAY,<sup>102</sup> R. S. OTTENS,<sup>5</sup>  
 H. OVERMIER,<sup>6</sup> B. J. OWEN,<sup>71</sup> A. PAI,<sup>106</sup> S. A. PAI,<sup>47</sup> J. R. PALAMOS,<sup>58</sup> O. PALASHOV,<sup>107</sup> C. PALOMBA,<sup>28</sup> A. PAL-SINGH,<sup>27</sup>  
 H. PAN,<sup>73</sup> C. PANKOW,<sup>82</sup> F. PANNARALE,<sup>91</sup> B. C. PANT,<sup>47</sup> F. PAOLETTI,<sup>34,19</sup> A. PAOLI,<sup>34</sup> M. A. PAPA,<sup>29,16,8</sup> H. R. PARIS,<sup>40</sup>  
 W. PARKER,<sup>6</sup> D. PASCUCCI,<sup>36</sup> A. PASQUALETTI,<sup>34</sup> R. PASSAQUIETI,<sup>18,19</sup> D. PASSUELLO,<sup>19</sup> B. PATRICELLI,<sup>18,19</sup> Z. PATRICK,<sup>40</sup>  
 B. L. PEARLSTONE,<sup>36</sup> M. PEDRAZA,<sup>1</sup> R. PEDURAND,<sup>65</sup> L. PEKOWSKY,<sup>35</sup> A. PELE,<sup>6</sup> S. PENN,<sup>126</sup> A. PERRECA,<sup>1</sup> M. PHELPS,<sup>36</sup>  
 O. PICCINI,<sup>79,28</sup> M. PICHOT,<sup>52</sup> F. PIERGIOVANNI,<sup>56,57</sup> V. PIERRO,<sup>87</sup> G. PILLANT,<sup>34</sup> L. PINARD,<sup>65</sup> I. M. PINTO,<sup>87</sup>  
 M. PITKIN,<sup>36</sup> R. POGGIANI,<sup>18,19</sup> P. POPOLIZIO,<sup>34</sup> E. K. PORTER,<sup>30</sup> A. POST,<sup>8</sup> J. POWELL,<sup>36</sup> J. PRASAD,<sup>14</sup> V. PREDOI,<sup>91</sup>  
 S. S. PREMACHANDRA,<sup>113</sup> T. PRESTEGARD,<sup>83</sup> L. R. PRICE,<sup>1</sup> M. PRIJATELJ,<sup>34</sup> M. PRINCIPE,<sup>87</sup> S. PRIVITERA,<sup>29</sup>  
 G. A. PRODI,<sup>89,90</sup> L. PROKHOROV,<sup>48</sup> O. PUNCKEN,<sup>8</sup> M. PUNTURO,<sup>33</sup> P. PUPPO,<sup>28</sup> M. PÜRNER,<sup>20</sup> H. QI,<sup>16</sup> J. QIN,<sup>50</sup>  
 V. QUETSCHKE,<sup>85</sup> E. A. QUINTERO,<sup>1</sup> R. QUITZOW-JAMES,<sup>58</sup> F. J. RAAB,<sup>37</sup> D. S. RABELING,<sup>20</sup> H. RADKINS,<sup>37</sup> P. RAFFAI,<sup>53</sup>  
 S. RAJA,<sup>47</sup> M. RAKHMANOV,<sup>85</sup> P. RAPAGNANI,<sup>79,28</sup> V. RAYMOND,<sup>29</sup> M. RAZZANO,<sup>18,19</sup> V. RE,<sup>25</sup> J. READ,<sup>22</sup> C. M. REED,<sup>37</sup>  
 T. REGIMBAU,<sup>52</sup> L. REI,<sup>46</sup> S. REID,<sup>49</sup> D. H. REITZE,<sup>1,5</sup> H. REW,<sup>119</sup> S. D. REYES,<sup>35</sup> F. RICCI,<sup>79,28</sup> K. RILES,<sup>98</sup>  
 N. A. ROBERTSON,<sup>1,36</sup> R. ROBBIE,<sup>36</sup> F. ROBINET,<sup>23</sup> A. ROCCHI,<sup>13</sup> L. ROLLAND,<sup>7</sup> J. G. ROLLINS,<sup>1</sup> V. J. ROMA,<sup>58</sup>  
 R. ROMANO,<sup>3,4</sup> G. ROMANOV,<sup>119</sup> J. H. ROMIE,<sup>6</sup> D. ROSIŃSKA,<sup>127,43</sup> S. ROWAN,<sup>36</sup> A. RÜDIGER,<sup>8</sup> P. RUGGI,<sup>34</sup> K. RYAN,<sup>37</sup>  
 S. SACHDEV,<sup>1</sup> T. SADECKI,<sup>37</sup> L. SADEGHIAN,<sup>16</sup> L. SALCINI,<sup>34</sup> M. SALEEM,<sup>106</sup> F. SALEMI,<sup>8</sup> A. SAMAJDAR,<sup>122</sup> L. SAMMUT,<sup>84,113</sup>  
 L. SAMPSON,<sup>82</sup> E. J. SANCHEZ,<sup>1</sup> V. SANDBERG,<sup>37</sup> B. SANDEEN,<sup>82</sup> J. R. SANDERS,<sup>98,35</sup> B. SASSOLAS,<sup>65</sup>  
 B. S. SATHYAPRAKASH,<sup>91</sup> P. R. SAULSON,<sup>35</sup> O. SAUTER,<sup>98</sup> R. L. SAVAGE,<sup>37</sup> A. SAWADSKY,<sup>17</sup> P. SCHALE,<sup>58</sup> R. SCHILLING,<sup>† 8</sup>  
 J. SCHMIDT,<sup>8</sup> P. SCHMIDT,<sup>1,76</sup> R. SCHNABEL,<sup>27</sup> R. M. S. SCHOFIELD,<sup>58</sup> A. SCHÖNBECK,<sup>27</sup> E. SCHREIBER,<sup>8</sup> D. SCHUETTE,<sup>8,17</sup>  
 B. F. SCHUTZ,<sup>91,29</sup> J. SCOTT,<sup>36</sup> S. M. SCOTT,<sup>20</sup> D. SELLERS,<sup>6</sup> A. S. SENGUPTA,<sup>94</sup> D. SENTENAC,<sup>34</sup> V. SEQUINO,<sup>25,13</sup>  
 A. SERGEEV,<sup>107</sup> G. SERNA,<sup>22</sup> Y. SETYAWATI,<sup>51,9</sup> A. SEVIGNY,<sup>37</sup> D. A. SHADDOCK,<sup>20</sup> S. SHAH,<sup>51,9</sup> M. S. SHAHRIAR,<sup>82</sup>  
 M. SHALTEV,<sup>8</sup> X. SHAO,<sup>1</sup> B. SHAPIRO,<sup>40</sup> P. SHAWHAN,<sup>62</sup> A. SHEPHERD,<sup>16</sup> D. H. SHOEMAKER,<sup>10</sup> D. M. SHOEMAKER,<sup>63</sup>  
 K. SIELLEZ,<sup>52,63</sup> X. SIEMENS,<sup>16</sup> D. SIGG,<sup>37</sup> A. D. SILVA,<sup>11</sup> D. SIMAKOV,<sup>8</sup> A. SINGER,<sup>1</sup> L. P. SINGER,<sup>68</sup> A. SINGH,<sup>29,8</sup>  
 R. SINGH,<sup>2</sup> A. SINGHAL,<sup>12</sup> A. M. SINTES,<sup>66</sup> B. J. J. SLAGMOLEN,<sup>20</sup> J. R. SMITH,<sup>22</sup> N. D. SMITH,<sup>1</sup> R. J. E. SMITH,<sup>1</sup>  
 E. J. SON,<sup>125</sup> B. SORAZU,<sup>36</sup> F. SORRENTINO,<sup>46</sup> T. SOURADEEP,<sup>14</sup> A. K. SRIVASTAVA,<sup>95</sup> A. STALEY,<sup>39</sup> M. STEINKE,<sup>8</sup>  
 J. STEINLECHNER,<sup>36</sup> S. STEINLECHNER,<sup>36</sup> D. STEINMEYER,<sup>8,17</sup> B. C. STEPHENS,<sup>16</sup> S. STEVENSON,<sup>44</sup> R. STONE,<sup>85</sup>  
 K. A. STRAIN,<sup>36</sup> N. STRANIERO,<sup>65</sup> G. STRATTA,<sup>56,57</sup> N. A. STRAUSS,<sup>78</sup> S. STRIGIN,<sup>48</sup> R. STURANI,<sup>120</sup> A. L. STUVER,<sup>6</sup>  
 T. Z. SUMMERSCALES,<sup>128</sup> L. SUN,<sup>84</sup> P. J. SUTTON,<sup>91</sup> B. L. SWINKELS,<sup>34</sup> M. J. SZCZEPAŃCZYK,<sup>97</sup> M. TACCA,<sup>30</sup>  
 D. TALUKDER,<sup>58</sup> D. B. TANNER,<sup>5</sup> M. TÁPAI,<sup>96</sup> S. P. TARABRIN,<sup>8</sup> A. TARACCHINI,<sup>29</sup> R. TAYLOR,<sup>1</sup> T. THEEG,<sup>8</sup>  
 M. P. THIRUGNANASAMBANDAM,<sup>1</sup> E. G. THOMAS,<sup>44</sup> M. THOMAS,<sup>6</sup> P. THOMAS,<sup>37</sup> K. A. THORNE,<sup>6</sup> K. S. THORNE,<sup>76</sup>  
 E. THRANE,<sup>113</sup> S. TIWARI,<sup>12</sup> V. TIWARI,<sup>91</sup> K. V. TOKMAKOV,<sup>105</sup> C. TOMLINSON,<sup>86</sup> M. TONELLI,<sup>18,19</sup> C. V. TORRES,<sup>† 85</sup>  
 C. I. TORRIE,<sup>1</sup> D. TÖYRÄ,<sup>44</sup> F. TRAVASSO,<sup>32,33</sup> G. TRAYLOR,<sup>6</sup> D. TRIFIRÒ,<sup>21</sup> M. C. TRINGALI,<sup>89,90</sup> L. TROZZO,<sup>129,19</sup>  
 M. TSE,<sup>10</sup> M. TURCONI,<sup>52</sup> D. TUYENBAYEV,<sup>85</sup> D. UGOLINI,<sup>130</sup> C. S. UNNIKRIKSHNAN,<sup>99</sup> A. L. URBAN,<sup>16</sup> S. A. USMAN,<sup>35</sup>  
 H. VAHLBRUCH,<sup>17</sup> G. VAJENTE,<sup>1</sup> G. VALDES,<sup>85</sup> M. VALLISNERI,<sup>76</sup> N. VAN BAKEL,<sup>9</sup> M. VAN BEUZEKOM,<sup>9</sup>  
 J. F. J. VAN DEN BRAND,<sup>61,9</sup> C. VAN DEN BROECK,<sup>9</sup> D. C. VANDER-HYDE,<sup>35,22</sup> L. VAN DER SCHAAF,<sup>9</sup>  
 J. V. VAN HEIJNINGEN,<sup>9</sup> A. A. VAN VEGGEL,<sup>36</sup> M. VARDARO,<sup>41,42</sup> S. VASS,<sup>1</sup> M. VASÚTH,<sup>38</sup> R. VAULIN,<sup>10</sup> A. VECCHIO,<sup>44</sup>  
 G. VEDOVATO,<sup>42</sup> J. VEITCH,<sup>44</sup> P. J. VEITCH,<sup>102</sup> K. VENKATESWARA,<sup>131</sup> D. VERKINDT,<sup>7</sup> F. VETRANO,<sup>56,57</sup> A. VICERÉ,<sup>56,57</sup>  
 S. VINCIGUERRA,<sup>44</sup> D. J. VINE,<sup>49</sup> J.-Y. VINET,<sup>52</sup> S. VITALE,<sup>10</sup> T. VO,<sup>35</sup> H. VOCCA,<sup>32,33</sup> C. VORVICK,<sup>37</sup> D. VOSS,<sup>5</sup>  
 W. D. VOUSDEN,<sup>44</sup> S. P. VYATCHANIN,<sup>48</sup> A. R. WADE,<sup>20</sup> L. E. WADE,<sup>132</sup> M. WADE,<sup>132</sup> M. WALKER,<sup>2</sup> L. WALLACE,<sup>1</sup>  
 S. WALSH,<sup>16,8,29</sup> G. WANG,<sup>12</sup> H. WANG,<sup>44</sup> M. WANG,<sup>44</sup> X. WANG,<sup>70</sup> Y. WANG,<sup>50</sup> R. L. WARD,<sup>20</sup> J. WARNER,<sup>37</sup> M. WAS,<sup>7</sup>  
 B. WEAVER,<sup>37</sup> L.-W. WEI,<sup>52</sup> M. WEINERT,<sup>8</sup> A. J. WEINSTEIN,<sup>1</sup> R. WEISS,<sup>10</sup> T. WELBORN,<sup>6</sup> L. WEN,<sup>50</sup> P. WESSELS,<sup>8</sup>  
 T. WESTPHAL,<sup>8</sup> K. WETTE,<sup>8</sup> J. T. WHELAN,<sup>112,8</sup> D. J. WHITE,<sup>86</sup> B. F. WHITING,<sup>5</sup> R. D. WILLIAMS,<sup>1</sup> A. R. WILLIAMSON,<sup>91</sup>  
 J. L. WILLIS,<sup>133</sup> B. WILLKE,<sup>17,8</sup> M. H. WIMMER,<sup>8,17</sup> W. WINKLER,<sup>8</sup> C. C. WIPF,<sup>1</sup> H. WITTEL,<sup>8,17</sup> G. WOAN,<sup>36</sup> J. WORDEN,<sup>37</sup>

J. L. WRIGHT,<sup>36</sup> G. WU,<sup>6</sup> J. YABLON,<sup>82</sup> W. YAM,<sup>10</sup> H. YAMAMOTO,<sup>1</sup> C. C. YANCEY,<sup>62</sup> M. J. YAP,<sup>20</sup> H. YU,<sup>10</sup> M. YVERT,<sup>7</sup>  
 A. ZADROŻNY,<sup>110</sup> L. ZANGRANDO,<sup>42</sup> M. ZANOLIN,<sup>97</sup> J.-P. ZENDRI,<sup>42</sup> M. ZEVIN,<sup>82</sup> F. ZHANG,<sup>10</sup> L. ZHANG,<sup>1</sup> M. ZHANG,<sup>119</sup>  
 Y. ZHANG,<sup>112</sup> C. ZHAO,<sup>50</sup> M. ZHOU,<sup>82</sup> Z. ZHOU,<sup>82</sup> X. J. ZHU,<sup>50</sup> M. E. ZUCKER,<sup>1,10</sup> S. E. ZURAW,<sup>101</sup> AND J. ZWEIZIG<sup>1</sup>

<sup>†</sup>Deceased, May 2015. <sup>‡</sup>Deceased, March 2015.

(LIGO Scientific Collaboration and Virgo Collaboration)

- <sup>1</sup>LIGO, California Institute of Technology, Pasadena, CA 91125, USA  
<sup>2</sup>Louisiana State University, Baton Rouge, LA 70803, USA  
<sup>3</sup>Università di Salerno, Fisciano, I-84084 Salerno, Italy  
<sup>4</sup>INFN, Sezione di Napoli, Complesso Universitario di Monte S. Angelo, I-80126 Napoli, Italy  
<sup>5</sup>University of Florida, Gainesville, FL 32611, USA  
<sup>6</sup>LIGO Livingston Observatory, Livingston, LA 70754, USA  
<sup>7</sup>Laboratoire d'Annecy-le-Vieux de Physique des Particules (LAPP), Université Savoie Mont Blanc, CNRS/IN2P3, F-74941 Annecy-le-Vieux, France  
<sup>8</sup>Albert-Einstein-Institut, Max-Planck-Institut für Gravitationsphysik, D-30167 Hannover, Germany  
<sup>9</sup>Nikhef, Science Park, 1098 XG Amsterdam, Netherlands  
<sup>10</sup>LIGO, Massachusetts Institute of Technology, Cambridge, MA 02139, USA  
<sup>11</sup>Instituto Nacional de Pesquisas Espaciais, 12227-010 São José dos Campos, São Paulo, Brazil  
<sup>12</sup>INFN, Gran Sasso Science Institute, I-67100 L'Aquila, Italy  
<sup>13</sup>INFN, Sezione di Roma Tor Vergata, I-00133 Roma, Italy  
<sup>14</sup>Inter-University Centre for Astronomy and Astrophysics, Pune 411007, India  
<sup>15</sup>International Centre for Theoretical Sciences, Tata Institute of Fundamental Research, Bangalore 560012, India  
<sup>16</sup>University of Wisconsin-Milwaukee, Milwaukee, WI 53201, USA  
<sup>17</sup>Leibniz Universität Hannover, D-30167 Hannover, Germany  
<sup>18</sup>Università di Pisa, I-56127 Pisa, Italy  
<sup>19</sup>INFN, Sezione di Pisa, I-56127 Pisa, Italy  
<sup>20</sup>Australian National University, Canberra, Australian Capital Territory 0200, Australia  
<sup>21</sup>The University of Mississippi, University, MS 38677, USA  
<sup>22</sup>California State University Fullerton, Fullerton, CA 92831, USA  
<sup>23</sup>LAL, Université Paris-Sud, CNRS/IN2P3, Université Paris-Saclay, 91400 Orsay, France  
<sup>24</sup>Chennai Mathematical Institute, Chennai 603103, India  
<sup>25</sup>Università di Roma Tor Vergata, I-00133 Roma, Italy  
<sup>26</sup>University of Southampton, Southampton SO17 1BJ, United Kingdom  
<sup>27</sup>Universität Hamburg, D-22761 Hamburg, Germany  
<sup>28</sup>INFN, Sezione di Roma, I-00185 Roma, Italy  
<sup>29</sup>Albert-Einstein-Institut, Max-Planck-Institut für Gravitationsphysik, D-14476 Potsdam-Golm, Germany  
<sup>30</sup>APC, AstroParticule et Cosmologie, Université Paris Diderot, CNRS/IN2P3, CEA/Irfu, Observatoire de Paris, Sorbonne Paris Cité, F-75205 Paris Cedex 13, France  
<sup>31</sup>Montana State University, Bozeman, MT 59717, USA  
<sup>32</sup>Università di Perugia, I-06123 Perugia, Italy  
<sup>33</sup>INFN, Sezione di Perugia, I-06123 Perugia, Italy  
<sup>34</sup>European Gravitational Observatory (EGO), I-56021 Cascina, Pisa, Italy  
<sup>35</sup>Syracuse University, Syracuse, NY 13244, USA  
<sup>36</sup>SUPA, University of Glasgow, Glasgow G12 8QQ, United Kingdom  
<sup>37</sup>LIGO Hanford Observatory, Richland, WA 99352, USA  
<sup>38</sup>Wigner RCP, RMKI, H-1121 Budapest, Konkoly Thege Miklós út 29-33, Hungary  
<sup>39</sup>Columbia University, New York, NY 10027, USA  
<sup>40</sup>Stanford University, Stanford, CA 94305, USA  
<sup>41</sup>Università di Padova, Dipartimento di Fisica e Astronomia, I-35131 Padova, Italy  
<sup>42</sup>INFN, Sezione di Padova, I-35131 Padova, Italy  
<sup>43</sup>CAMK-PAN, 00-716 Warsaw, Poland  
<sup>44</sup>University of Birmingham, Birmingham B15 2TT, United Kingdom

- <sup>45</sup>Università degli Studi di Genova, I-16146 Genova, Italy
- <sup>46</sup>INFN, Sezione di Genova, I-16146 Genova, Italy
- <sup>47</sup>RRCAT, Indore MP 452013, India
- <sup>48</sup>Faculty of Physics, Lomonosov Moscow State University, Moscow 119991, Russia
- <sup>49</sup>SUPA, University of the West of Scotland, Paisley PA1 2BE, United Kingdom
- <sup>50</sup>University of Western Australia, Crawley, Western Australia 6009, Australia
- <sup>51</sup>Department of Astrophysics/IMAPP, Radboud University Nijmegen, P.O. Box 9010, 6500 GL Nijmegen, Netherlands
- <sup>52</sup>Artemis, Université Côte d'Azur, CNRS, Observatoire Côte d'Azur, CS 34229, Nice cedex 4, France
- <sup>53</sup>MTA Eötvös University, "Lendulet" Astrophysics Research Group, Budapest 1117, Hungary
- <sup>54</sup>Institut de Physique de Rennes, CNRS, Université de Rennes 1, F-35042 Rennes, France
- <sup>55</sup>Washington State University, Pullman, WA 99164, USA
- <sup>56</sup>Università degli Studi di Urbino "Carlo Bo," I-61029 Urbino, Italy
- <sup>57</sup>INFN, Sezione di Firenze, I-50019 Sesto Fiorentino, Firenze, Italy
- <sup>58</sup>University of Oregon, Eugene, OR 97403, USA
- <sup>59</sup>Laboratoire Kastler Brossel, UPMC-Sorbonne Universités, CNRS, ENS-PSL Research University, Collège de France, F-75005 Paris, France
- <sup>60</sup>Astronomical Observatory Warsaw University, 00-478 Warsaw, Poland
- <sup>61</sup>VU University Amsterdam, 1081 HV Amsterdam, Netherlands
- <sup>62</sup>University of Maryland, College Park, MD 20742, USA
- <sup>63</sup>Center for Relativistic Astrophysics and School of Physics, Georgia Institute of Technology, Atlanta, GA 30332, USA
- <sup>64</sup>Institut Lumière Matière, Université de Lyon, Université Claude Bernard Lyon 1, UMR CNRS 5306, 69622 Villeurbanne, France
- <sup>65</sup>Laboratoire des Matériaux Avancés (LMA), IN2P3/CNRS, Université de Lyon, F-69622 Villeurbanne, Lyon, France
- <sup>66</sup>Universitat de les Illes Balears, IAC3—IEEC, E-07122 Palma de Mallorca, Spain
- <sup>67</sup>Università di Napoli "Federico II," Complesso Universitario di Monte S. Angelo, I-80126 Napoli, Italy
- <sup>68</sup>NASA/Goddard Space Flight Center, Greenbelt, MD 20771, USA
- <sup>69</sup>Canadian Institute for Theoretical Astrophysics, University of Toronto, Toronto, Ontario M5S 3H8, Canada
- <sup>70</sup>Tsinghua University, Beijing 100084, China
- <sup>71</sup>Texas Tech University, Lubbock, TX 79409, USA
- <sup>72</sup>The Pennsylvania State University, University Park, PA 16802, USA
- <sup>73</sup>National Tsing Hua University, Hsinchu City, 30013 Taiwan, Republic of China
- <sup>74</sup>Charles Sturt University, Wagga Wagga, New South Wales 2678, Australia
- <sup>75</sup>University of Chicago, Chicago, IL 60637, USA
- <sup>76</sup>Caltech CaRT, Pasadena, CA 91125, USA
- <sup>77</sup>Korea Institute of Science and Technology Information, Daejeon 305-806, Korea
- <sup>78</sup>Carleton College, Northfield, MN 55057, USA
- <sup>79</sup>Università di Roma "La Sapienza," I-00185 Roma, Italy
- <sup>80</sup>University of Brussels, Brussels 1050, Belgium
- <sup>81</sup>Sonoma State University, Rohnert Park, CA 94928, USA
- <sup>82</sup>Northwestern University, Evanston, IL 60208, USA
- <sup>83</sup>University of Minnesota, Minneapolis, MN 55455, USA
- <sup>84</sup>The University of Melbourne, Parkville, Victoria 3010, Australia
- <sup>85</sup>The University of Texas Rio Grande Valley, Brownsville, TX 78520, USA
- <sup>86</sup>The University of Sheffield, Sheffield S10 2TN, United Kingdom
- <sup>87</sup>University of Sannio at Benevento, I-82100 Benevento, Italy and INFN, Sezione di Napoli, I-80100 Napoli, Italy
- <sup>88</sup>Montclair State University, Montclair, NJ 07043, USA
- <sup>89</sup>Università di Trento, Dipartimento di Fisica, I-38123 Povo, Trento, Italy
- <sup>90</sup>INFN, Trento Institute for Fundamental Physics and Applications, I-38123 Povo, Trento, Italy
- <sup>91</sup>Cardiff University, Cardiff CF24 3AA, United Kingdom
- <sup>92</sup>National Astronomical Observatory of Japan, 2-21-1 Osawa, Mitaka, Tokyo 181-8588, Japan
- <sup>93</sup>School of Mathematics, University of Edinburgh, Edinburgh EH9 3FD, United Kingdom
- <sup>94</sup>Indian Institute of Technology, Gandhinagar Ahmedabad Gujarat 382424, India
- <sup>95</sup>Institute for Plasma Research, Bhat, Gandhinagar 382428, India

- <sup>96</sup>University of Szeged, Dóm tér 9, Szeged 6720, Hungary
- <sup>97</sup>Embry-Riddle Aeronautical University, Prescott, AZ 86301, USA
- <sup>98</sup>University of Michigan, Ann Arbor, MI 48109, USA
- <sup>99</sup>Tata Institute of Fundamental Research, Mumbai 400005, India
- <sup>100</sup>American University, Washington, D.C. 20016, USA
- <sup>101</sup>University of Massachusetts-Amherst, Amherst, MA 01003, USA
- <sup>102</sup>University of Adelaide, Adelaide, South Australia 5005, Australia
- <sup>103</sup>West Virginia University, Morgantown, WV 26506, USA
- <sup>104</sup>University of Białystok, 15-424 Białystok, Poland
- <sup>105</sup>SUPA, University of Strathclyde, Glasgow G1 1XQ, United Kingdom
- <sup>106</sup>IISER-TVM, CET Campus, Trivandrum Kerala 695016, India
- <sup>107</sup>Institute of Applied Physics, Nizhny Novgorod, 603950, Russia
- <sup>108</sup>Pusan National University, Busan 609-735, Korea
- <sup>109</sup>Hanyang University, Seoul 133-791, Korea
- <sup>110</sup>NCBJ, 05-400 Świerk-Otwock, Poland
- <sup>111</sup>IM-PAN, 00-956 Warsaw, Poland
- <sup>112</sup>Rochester Institute of Technology, Rochester, NY 14623, USA
- <sup>113</sup>Monash University, Victoria 3800, Australia
- <sup>114</sup>Seoul National University, Seoul 151-742, Korea
- <sup>115</sup>University of Alabama in Huntsville, Huntsville, AL 35899, USA
- <sup>116</sup>ESPCI, CNRS, F-75005 Paris, France
- <sup>117</sup>Università di Camerino, Dipartimento di Fisica, I-62032 Camerino, Italy
- <sup>118</sup>Southern University and A&M College, Baton Rouge, LA 70813, USA
- <sup>119</sup>College of William and Mary, Williamsburg, VA 23187, USA
- <sup>120</sup>Instituto de Física Teórica, University Estadual Paulista/ICTP South American Institute for Fundamental Research, São Paulo SP 01140-070, Brazil
- <sup>121</sup>University of Cambridge, Cambridge CB2 1TN, United Kingdom
- <sup>122</sup>IISER-Kolkata, Mohanpur, West Bengal 741252, India
- <sup>123</sup>Rutherford Appleton Laboratory, HSIC, Chilton, Didcot, Oxon OX11 0QX, United Kingdom
- <sup>124</sup>Whitman College, 345 Boyer Avenue, Walla Walla, WA 99362 USA
- <sup>125</sup>National Institute for Mathematical Sciences, Daejeon 305-390, Korea
- <sup>126</sup>Hobart and William Smith Colleges, Geneva, NY 14456, USA
- <sup>127</sup>Janusz Gil Institute of Astronomy, University of Zielona Góra, 65-265 Zielona Góra, Poland
- <sup>128</sup>Andrews University, Berrien Springs, MI 49104, USA
- <sup>129</sup>Università di Siena, I-53100 Siena, Italy
- <sup>130</sup>Trinity University, San Antonio, TX 78212, USA
- <sup>131</sup>University of Washington, Seattle, WA 98195, USA
- <sup>132</sup>Kenyon College, Gambier, OH 43022, USA
- <sup>133</sup>Abilene Christian University, Abilene, TX 79699, USA

## ABSTRACT

A transient gravitational-wave signal, GW150914, was identified in the twin Advanced LIGO detectors on September 14, 2015 at 09:50:45 UTC. To assess the implications of this discovery, the detectors remained in operation with unchanged configurations over a period of 39 d around the time of the signal. At the detection statistic threshold corresponding to that observed for GW150914, our search of the 16 days of simultaneous two-detector observational data is estimated to have a false alarm rate (FAR) of  $< 4.9 \times 10^{-6} \text{ yr}^{-1}$ , yielding a  $p$ -value for GW150914 of  $< 2 \times 10^{-7}$ . Parameter estimation followup on this trigger identifies its source as a binary black hole (BBH) merger with component masses  $(m_1, m_2) = (36_{-4}^{+5}, 29_{-4}^{+4}) M_{\odot}$  at redshift  $z = 0.09_{-0.04}^{+0.03}$  (median and 90% credible range). Here we report on the constraints these observations place on the rate of BBH coalescences. Considering only GW150914, assuming that all BBHs in the Universe have the same masses and spins as this event, imposing a search FAR threshold of 1 per 100 years, and assuming that the BBH merger rate is

constant in the comoving frame, we infer a 90% credible range of merger rates between 2–53  $\text{Gpc}^{-3} \text{yr}^{-1}$  (comoving frame). Incorporating all search triggers that pass a much lower threshold while accounting for the uncertainty in the astrophysical origin of each trigger, we estimate a higher rate, ranging from 13–600  $\text{Gpc}^{-3} \text{yr}^{-1}$  depending on assumptions about the BBH mass distribution. All together, our various rate estimates fall in the conservative range 2–600  $\text{Gpc}^{-3} \text{yr}^{-1}$ .

## 1. INTRODUCTION

The first detection of a gravitational wave (GW) signal in the twin Advanced LIGO detectors on September 14, 2015, 09:50:45 UTC was reported in [Abbott et al. \(2016d\)](#). This transient signal is designated GW150914. To assess the implications of this discovery, the detectors remained in operation with unchanged configurations over a period of 39 d around the time of the signal. At the detection statistic threshold corresponding to that observed for GW150914, the false alarm rate (FAR) of the search of the available 16 days of coincident data is estimated to be  $< 4.9 \times 10^{-6} \text{yr}^{-1}$ , yielding a  $p$ -value for GW150914 of  $< 2 \times 10^{-7}$  ([Abbott et al. 2016c](#)). GW150914 is consistent with a gravitational-wave signal from the merger of two black holes with masses  $(m_1, m_2) = (36_{-4}^{+5}, 29_{-4}^{+4}) M_{\odot}$  at redshift  $z = 0.09_{-0.04}^{+0.03}$  ([Abbott et al. 2016e](#)). Here and throughout, we report posterior medians and 90% symmetric credible intervals. In this paper, we discuss inferences on the rate of binary black hole (BBH) mergers from this detection and the surrounding data. This Letter is accompanied by [Abbott et al. \(2016f\)](#) (hereafter the Supplement) containing supplementary information on our methods and computations.

Previous estimates of the BBH merger rate based on population modeling are reviewed in [Abadie et al. \(2010\)](#). The range of rates given there spans more than three orders of magnitude, from 0.1–300  $\text{Gpc}^{-3} \text{yr}^{-1}$ . The rate of BBH mergers is a crucial output from BBH population models, but theoretical uncertainty in the evolution of massive stellar binaries and a lack of constraining electromagnetic observations produce a wide range of rate estimates. Observations of GWs can tightly constrain this rate with minimal modeling assumptions, and thus provide useful input on the astrophysics of massive stellar binaries. In the absence of detections until GW150914, the most constraining rate upper limits from GW observations, as detailed in [Aasi et al. \(2013\)](#), lie above the model predictions. Here, for the first time, we report on GW observations that constrain the model space of BBH merger rates.

It is possible to obtain a rough estimate of the BBH coalescence rate from the GW150914 detection by setting a low search FAR threshold that eliminates other search triggers ([Abbott et al. 2016c](#)). The inferred rate will depend on the detector sensitivity to the BBH population, which strongly depends on BBH masses. How-

ever, our single detection leaves a large uncertainty in the mass distribution of merging BBH systems. [Kim et al. \(2003\)](#) faced a similar situation in deriving binary neutron star merger rates from the small sample of Galactic double neutron star systems. They argued that a good rate estimate follows from an approach assuming each detected system belongs to its own class, deriving merger rates for each class independently, and then adding the rates over classes to infer the overall merger rate. If we follow [Kim et al. \(2003\)](#), assume that all BBH mergers in the universe have the same source-frame masses and spins as GW150914, and set a nominal threshold on the search FAR of one per century—eliminating all triggers but the one associated with GW150914—then the inferred posterior median rate and 90% credible range is  $R_{100} = 14_{-12}^{+39} \text{Gpc}^{-3} \text{yr}^{-1}$  (see Section 2.2).

Merger rates inferred from a single highly-significant trigger are sensitive to the choice of threshold. Less significant search triggers eliminated under the strict FAR threshold can also provide information about the merger rate. For example, thresholded at the significance of the second-most-significant trigger (designated LVT151012), our search FAR is  $0.43 \text{yr}^{-1}$ , yielding a  $p$ -value for this trigger of 0.02. This trigger cannot confidently be claimed as a detection on the basis of such a  $p$ -value, but neither is it obviously consistent with a terrestrial origin, i.e. a result of either instrumental or environmental effects in the detector. Under the assumption that this trigger is astrophysical in origin, parameter estimation (PE) ([Veitch et al. 2015](#)) indicates that its source is also a BBH merger with source-frame masses  $(m_1, m_2) = (23_{-6}^{+18}, 13_{-5}^{+4}) M_{\odot}$  at redshift  $z = 0.21_{-0.09}^{+0.09}$  ([Abbott et al. 2016c](#)). Based on two different implementations of a matched-filter search, we find posterior probabilities 0.84 and 0.91 that LVT151012 is of astrophysical origin (see Section 2.1). This is the only trigger besides GW150914 that has probability greater than 50% of being of astrophysical origin. [Farr et al. \(2015\)](#) presented a method by which a set of triggers of uncertain origin like this can be used to produce a rate estimate that is more accurate than that produced by considering only highly significant events.

The mixture model of [Farr et al. \(2015\)](#) used here is similar to other models used to estimate rates in astrophysical contexts. [Loredo & Wasserman \(1995, 1998b\)](#) used a similar foreground/background mixture model to infer the rate and distribution of gamma ray bursts

(GRBs). A subsequent paper used similar models in a cosmological context, as we do here (Loredo & Wasserman 1998a). Guglielmetti et al. (2009) used the same sort of formalism to model ROSAT images, and it has also found use in analysis of surveys of trans-Neptunian objects (Gladman et al. 1998; Petit et al. 2008). In contrast to these previous analyses, here we operate in the background-dominated regime, setting a search threshold where the FAR is relatively high so that we can be confident that triggers of terrestrial (as opposed to astrophysical) origin dominate near threshold (see Section 2.1).

Incorporating our uncertainty about the astrophysical origin of all search triggers that could represent BBH signals (Abbott et al. 2016c) using the Farr et al. (2015) method, assuming that the BBH merger rate is constant in comoving volume and source-frame time, and making various assumptions about the mass distribution of merging BBH systems as described in Sections 2.2 and 3, we derive merger rates that lie in the range 13–600  $\text{Gpc}^{-3} \text{yr}^{-1}$ .

Our rate estimates are summarized in Table 1; see Section 2.2 for more information. Each row of Table 1 represents a different assumption about the BBH mass distribution. The first two columns giving rates correspond to two different search algorithms (called `pycbc` and `gstlal`, described in the Supplement) with different models of the astrophysical and terrestrial trigger distributions. Because the rate posteriors from the different searches are essentially identical (see Figures 1 and 2), the third column giving rates provides a combined estimate that results from an average of the posterior densities from each search. Including the rate estimate with a strict threshold that considers only the GW150914 trigger as described in Section 2.2 all our rate estimates lie in the conservative range 2–600  $\text{Gpc}^{-3} \text{yr}^{-1}$ .<sup>1</sup>

All our rate estimates are consistent within their statistical uncertainties, and these estimates are also consistent with the broad range of rate predictions reviewed in Abadie et al. (2010) with only the low end ( $< 1 \text{Gpc}^{-3} \text{yr}^{-1}$ ) of rate predictions being excluded. The astrophysical implications of the GW150914 detection and these inferred rates are further discussed in Abbott et al. (2016a).

This letter presents the results of our rate inference.

<sup>1</sup> Following submission but before acceptance of this paper we identified a mistake in our calculation of the sensitive spacetime volume for the “Flat” and “Power Law” BBH populations (see Section 3) that reduced those volumes and increased the corresponding rates by a factor of approximately two. Since the upper limit of this rate range is driven by the rate estimates for the “Power Law” population, the range given here increased when the mistake was corrected. Previous versions of this paper posted to the arXiv, Abbott et al. (2016d), Abbott et al. (2016a), and others used the mistaken rate range 2–400  $\text{Gpc}^{-3} \text{yr}^{-1}$ . The correction does not affect the astrophysical interpretation appearing in Abbott et al. (2016d) or Abbott et al. (2016a).

**Table 1.** Rates of BBH mergers estimated under various assumptions. See Section 2.2. All results are reported as a posterior median and 90% symmetric credible interval.

Mass Distribution	$R/(\text{Gpc}^{-3} \text{yr}^{-1})$		
	<code>pycbc</code>	<code>gstlal</code>	Combined
GW150914	$16_{-13}^{+38}$	$17_{-14}^{+39}$	$17_{-13}^{+39}$
LVT151012	$61_{-53}^{+152}$	$62_{-55}^{+164}$	$62_{-54}^{+165}$
Both	$82_{-61}^{+155}$	$84_{-64}^{+172}$	$83_{-63}^{+168}$
Astrophysical			
Flat in log mass	$63_{-49}^{+121}$	$60_{-48}^{+122}$	$61_{-48}^{+124}$
Power Law (-2.35)	$200_{-160}^{+390}$	$200_{-160}^{+410}$	$200_{-160}^{+400}$

For methodological and other details of the analysis, see the Supplement.

The results presented here depend on assumptions about the masses, spins and cosmological distribution of sources. As GW detectors acquire additional data and their sensitivities improve, we will be able to test these assumptions and deepen our understanding of BBH formation and evolution in the Universe.

## 2. RATE INFERENCE

A rate estimate requires counting the number of signals in an experiment and then estimating the sensitivity to a population of sources to transform the count into an astrophysical rate. Individually, the count of signals and the sensitivity will depend on specific detection and trigger generation thresholds imposed by the pipeline, but the estimated rates should not depend strongly on such thresholds. We consider various methods of counting signals, employ two distinct search pipelines and obtain a range of broadly consistent rate estimates.

### 2.1. Counting Signals

Two independent pipelines searched the coincident data for signals matching a compact binary coalescence (CBC) (Abbott et al. 2016c), each producing a set of coincident search triggers. Both the `pycbc` pipeline (Usman et al. 2015) and the `gstlal` pipeline (Messick et al. 2016) perform matched-filter searches for CBC signals using aligned-spin templates (Taracchini et al. 2014; Pürrer 2015) when searching the BBH parts of the CBC parameter space. In these searches, single-detector triggers are recorded at maxima of the signal-to-noise ratio (SNR) time series for each template (Allen et al. 2012); coincident search triggers are formed when pairs of triggers, one from each detector, occur in the same template with a time difference of  $\pm 15$  ms or less. Our data set here consists of the set of coincident triggers returned by each search over the 16 days of coincident observations. See

the Supplement for more information about the generation of triggers.

The [Farr et al. \(2015\)](#) framework considers two classes of coincident triggers: those whose origin is astrophysical and those whose origin is terrestrial. Terrestrial triggers are the result of either instrumental or environmental effects in the detector. The two types of sources produce triggers with different densities in the space of detection statistics, which we denote as  $x$ . We consider all triggers above a threshold chosen so that triggers of terrestrial origin dominate at the threshold. Triggers appear above threshold in a Poisson process with number density in detection space

$$\frac{dN}{dx} = \Lambda_1 p_1(x) + \Lambda_0 p_0(x), \quad (1)$$

where the subscripts “1” and “0” refer to the astrophysical and terrestrial origin,  $\Lambda_1$  and  $\Lambda_0$  are the Poisson mean numbers of triggers of astrophysical and terrestrial type, and  $p_1$  and  $p_0$  are the (normalized) density of triggers of astrophysical and terrestrial origin over detection space. We estimate the densities,  $p_0$  and  $p_1$ , of triggers of the two types empirically as described in the Supplement and in [Abbott et al. \(2016c\)](#). Here we ignore the time of arrival of the triggers in our data set, averaging the rates of each type of trigger and the sensitivity of the detector to astrophysical signals over time. We do this because it is difficult to estimate  $p_0$  and  $p_1$  over short times and because we see no evidence of time variation in  $p_0$  and  $p_1$ ; for more details see the Supplement.

The parameter  $\Lambda_1$  is the mean number of signals of astrophysical origin above the chosen threshold; it is not the mean number of signals confidently detected (see Section 4). Under the assumptions we make here of a rate that is constant in the comoving frame,  $\Lambda_1$  is related to the astrophysical rate of BBH coalescences  $R$  by

$$\Lambda_1 = R \langle VT \rangle, \quad (2)$$

where  $\langle VT \rangle$  is the time- and population-averaged space-time volume to which the detector is sensitive at the chosen search threshold, defined in Eq. (15). Because the astrophysical rate enters the likelihood only in the combination  $R \langle VT \rangle$ , which represents a dimensionless count, we first discuss estimation of  $\Lambda$  in this Section, and then discuss the relationship between the posterior on  $\Lambda$  and on the rate  $R$  in Section 2.2.

The likelihood for a trigger set with detection statistics  $\{x_j | j = 1, \dots, M\}$  is ([Loredo & Wasserman 1995](#); [Farr et al. 2015](#))

$$\begin{aligned} & \mathcal{L}(\{x_j | j = 1, \dots, M\} | \Lambda_1, \Lambda_0) \\ &= \left\{ \prod_{j=1}^M [\Lambda_1 p_1(x_j) + \Lambda_0 p_0(x_j)] \right\} \exp[-\Lambda_1 - \Lambda_0]. \quad (3) \end{aligned}$$

See the Supplement for a derivation of this likelihood function for our Poisson mixture model. In each pipeline, the *shape* of the astrophysical trigger distribution  $p_1(x)$  is *universal* ([Schutz 2011](#); [Chen & Holz 2014](#)); that is, it does not depend on the properties of the source (see Supplement). In order to obtain information about the source associated to a trigger we must follow it up with a separate PE analysis ([Veitch et al. 2015](#)).

We impose a prior on the  $\Lambda$  parameters of:

$$p(\Lambda_1, \Lambda_0) \propto \frac{1}{\sqrt{\Lambda_1}} \frac{1}{\sqrt{\Lambda_0}}. \quad (4)$$

See Section 4 of the Supplement for a discussion of our choice of prior. The posterior on counts is proportional to the product of the likelihood from Eq. (3) and the prior from Eq. (4):

$$\begin{aligned} & p(\Lambda_1, \Lambda_0 | \{x_j | j = 1, \dots, M\}) \\ & \propto \left\{ \prod_{j=1}^M [\Lambda_1 p_1(x_j) + \Lambda_0 p_0(x_j)] \right\} \\ & \quad \times \exp[-\Lambda_1 - \Lambda_0] \frac{1}{\sqrt{\Lambda_1 \Lambda_0}}. \quad (5) \end{aligned}$$

Posterior distributions for  $\Lambda_0$  and  $\Lambda_1$  were obtained using a Markov-chain Monte Carlo; details are given in the Supplement, along with the resulting counts  $\Lambda_1$ .

Using the posterior on the  $\Lambda_0$  and  $\Lambda_1$ , we can compute the posterior probability that each particular trigger comes from an astrophysical versus terrestrial source. The conditional probability that an event at detection statistic  $x$  comes from an astrophysical source is given by ([Guglielmetti et al. 2009](#); [Farr et al. 2015](#))

$$P_1(x | \Lambda_0, \Lambda_1) = \frac{\Lambda_1 p_1(x)}{\Lambda_1 p_1(x) + \Lambda_0 p_0(x)}. \quad (6)$$

Marginalizing over the posterior for the counts gives

$$\begin{aligned} & P_1(x | \{x_j | j = 1, \dots, M\}) \\ & \equiv \int d\Lambda_0 d\Lambda_1 P_1(x | \Lambda_0, \Lambda_1) \\ & \quad \times p(\Lambda_1, \Lambda_0 | \{x_j | j = 1, \dots, M\}), \quad (7) \end{aligned}$$

which is the posterior probability that an event at detection statistic  $x$  is astrophysical in origin given the observed event set (and associated count inference). In particular, we calculate the posterior probability that LVT151012 is of astrophysical origin to be 0.84 with the `gstlal` pipeline and 0.91 with the `pycbc` pipeline. These probabilities, while not high enough to claim LVT151012 as a second detection, are large enough to motivate exploring a second class of BBHs in the [Kim et al. \(2003\)](#) prescription.

It is more difficult to estimate the posterior probability that GW150914 is of astrophysical origin because there



are no samples from the empirical background estimation in this region, so the probability estimate is sensitive to how the background density,  $p_0$ , is analytically extended to this region. We estimate that the probability of astrophysical origin for GW150914 is larger than  $1 - 10^{-6}$ .

Under the assumption that GW150914 and LVT151012 are astrophysical, posterior distributions for system parameters can be derived (Veitch et al. 2015). Both triggers are consistent with BBH merger sources with masses  $(m_1, m_2) = (36_{-4}^{+5}, 29_{-4}^{+4}) M_\odot$  at redshift  $0.09_{-0.04}^{+0.03}$  (GW150914) and  $(m_1, m_2) = (23_{-6}^{+18}, 13_{-5}^{+4}) M_\odot$  at redshift  $0.21_{-0.09}^{+0.09}$  (LVT151012) (Abbott et al. 2016e,c). Following Kim et al. (2003), we consider the second event, if astrophysical, to be a separate class of BBH from GW150914.

We can incorporate a second class of BBH merger into our mixture model in a straightforward way. Let there be *two* classes of BBH mergers: type 1, which are GW150914-like and type 2, which are LVT151012-like. Our trigger set then consists of triggers of type 1, triggers of type 2, and triggers of terrestrial origin, denoted as type 0. The distribution of triggers over detection statistic,  $x$ , now follows an inhomogeneous Poisson process with three terms:

$$\frac{dN}{dx} = \Lambda_1 p_1(x) + \Lambda_2 p_2(x) + \Lambda_0 p_0(x), \quad (8)$$

where  $\Lambda_1$ ,  $\Lambda_2$ , and  $\Lambda_0$  are the mean number of triggers of each type in the data set, and  $p_1$ ,  $p_2$ , and  $p_0$  are the probability densities for triggers of each type over the detection statistic. The shape of the distribution of SNRs is independent of the event properties, so  $p_1 = p_2$  (Schutz 2011; Chen & Holz 2014); we cannot distinguish BBH classes based only on their detection statistic distributions, but rather require PE.

When an event's parameters are known to come from a certain class  $i$ , under the astrophysical origin assumption, then the trigger rate becomes

$$\frac{dN_i}{dx} = \Lambda_i p_i(x) + \Lambda_0 p_0(x), \quad (9)$$

i.e. we permit the event to belong to either its astrophysical class or to an terrestrial source, but not to the other astrophysical class. The Poisson likelihood for the set of  $M$  triggers,  $\{x_j | j = 1, \dots, M\}$ , exceeding our detection statistic threshold is similar to Eq. (3), but we now account for the distinct classification of GW150914 and

LVT151012 based on PE:

$$\begin{aligned} \mathcal{L}(\{x_j | j = 1, \dots, M\} | \Lambda_1, \Lambda_2, \Lambda_0) &= [\Lambda_1 p_1(x_1) + \Lambda_0 p_0(x_1)] [\Lambda_2 p_2(x_2) + \Lambda_0 p_0(x_2)] \\ &\times \left\{ \prod_{j=3}^M [\Lambda_1 p_1(x_j) + \Lambda_2 p_2(x_j) + \Lambda_0 p_0(x_j)] \right\} \\ &\times \exp[-\Lambda_1 - \Lambda_2 - \Lambda_0]. \quad (10) \end{aligned}$$

The first two terms in this product are the rates of the form of Eq. (9) for the GW150914 and LVT151012 triggers, whose class, if not terrestrial, is known; the remaining terms in the product over coincident triggers represent the other events, whose class is not known.

As above, the counts of type 1 and 2 triggers are related to the astrophysical rates of the corresponding events by

$$\Lambda_i = R_i \langle VT \rangle_i, \quad (11)$$

where  $\langle VT \rangle_i$  is the time- and population-averaged space-time volume to which the detector is sensitive for event class  $i$ , defined in Eq. (15) under the population assumption in Eq. (16).

We impose a prior for the total astrophysical and terrestrial counts:

$$p(\Lambda_1, \Lambda_2, \Lambda_0) \propto \frac{1}{\sqrt{\Lambda_1 + \Lambda_2}} \frac{1}{\sqrt{\Lambda_0}} \quad (12)$$

The posterior on counts given the trigger set is proportional to the product of likelihood, Eq. (10), and prior, Eq. (12):

$$\begin{aligned} p(\Lambda_1, \Lambda_2, \Lambda_0 | \{x_j\}) &\propto \mathcal{L}(\{x_j\} | \Lambda_1, \Lambda_2, \Lambda_0) p(\Lambda_1, \Lambda_2, \Lambda_0) \quad (13) \end{aligned}$$

We again use Markov-chain Monte Carlo samplers to obtain resulting counts for  $\Lambda_1$ ,  $\Lambda_2$ , and  $\Lambda \equiv \Lambda_1 + \Lambda_2$ . These parameters represent the Poisson mean number of events of type 1 (GW150914-like), type 2 (LVT151012-like), and both types over the observation, above a very low detection statistic threshold. The estimates, which are given in the Supplement, are consistent with one event of astrophysical origin (GW150914) at very high probability, a further trigger (LVT151012) with high probability, and possibly several more of each type in the set of triggers at lower significance. In the next subsection, we will describe how to turn these counts of events into astrophysical rates.

## 2.2. Rates

The crucial element in the step from counts to rates is to determine the sensitivity of the search. Search sensitivity is described by the selection function, which gives, as a function of source parameters, the probability of generating a trigger above the chosen threshold. Here we assume that events are uniformly distributed in comoving

volume and source time, and describe the distribution of the other parameters (masses, spins, orientation angles, etc., here denoted by  $\theta$ ) for events of type  $i$  by a distribution function  $s_i(\theta)$ . Because the shape of the distribution  $p_1(x)$  is universal (Schutz 2011; Chen & Holz 2014), the source population enters the likelihood only through the search sensitivity; this situation differs from previous astrophysical rate calculations (Loredo & Wasserman 1995, 1998a,b; Gladman et al. 1998), where information about the source properties is contained in each trigger. Under these assumptions, a count at a chosen threshold  $\Lambda_i$  is related to an astrophysical rate  $R_i$  by

$$\Lambda_i = R_i \langle VT \rangle_i, \quad (14)$$

where

$$\langle VT \rangle_i = T \int dz d\theta \frac{dV_c}{dz} \frac{1}{1+z} s_i(\theta) f(z, \theta) \quad (15)$$

(see Supplement). Here  $R_i$  is the space-time rate density in the comoving frame,  $0 \leq f(z, \theta) \leq 1$  is the selection function,  $T$  is the total observation time in the observer frame, and  $V_c(z)$  is the comoving volume contained within a sphere out to redshift  $z$  (Hogg 1999).<sup>2</sup> We need to know (or assume)  $s_i$ , the population distribution for events of type  $i$ , before we can turn counts into rates.

The Kim et al. (2003) assumption is that the population follows the observed sources:

$$s_i(\theta) = \delta(\theta - \theta_i), \quad (16)$$

where  $\delta$  is the Dirac delta function and  $\theta_i$  are the parameters of source type  $i$ . Because of the finite SNR of the events, we do not know these parameters perfectly; we marginalize over our imperfect knowledge by integrating over the PE posterior for the intrinsic, source-frame parameters from the followup on each trigger. This effectively replaces the Dirac delta in Eq. (16) by the PE posterior distribution in the integral in Eq. (15).

### 2.2.1. Rate Using GW150914 Only

It is possible to obtain a rough estimate of the BBH coalescence rate from only the GW150914 trigger using a high-significance threshold on the false alarm probability (FAP), and a correspondingly restrictive selection function to estimate sensitive time-volumes, so that only this one event is above threshold. We impose a nominal one-per-century threshold on the search FAR. The GW150914 trigger is the only one that exceeds this threshold. We estimate the integral in Eq. (14) via a Monte Carlo procedure. We add simulated BBH signals to the detector data streams with source-frame masses

and spins sampled from the posterior distributions from the PE of the GW150914 trigger described in Abbott et al. (2016e,c), random orientations and sky locations, and a fixed redshift distribution.<sup>3</sup> The waveforms correspond to BBH systems with spins aligned with the orbital angular momentum and are generated using the effective one body (EOB) formalism (Taracchini et al. 2014; Pürrer 2015); in nature we would never expect perfect spin alignment, but nevertheless the EOB waveforms are a good fit to the observed data (Abbott et al. 2016e) and we therefore expect they will accurately represent our true detection efficiency for sources of this type.

We search this modified data stream and record all injections found above the threshold for inclusion in our trigger sets. By weighting the recovered injections appropriately, we can estimate the integral in Eq. (15), and, accounting for the effect on the recovered luminosity distance from a 10% amplitude calibration uncertainty (Abbott et al. 2016b), we obtain  $\langle VT \rangle_{100} = 0.082_{-0.032}^{+0.053} \text{ Gpc}^3 \text{ yr}$ . See the Supplement for details. Systematic uncertainties in the waveforms used for the injections and search are estimated to induce an uncertainty in the sensitive volume calculation that is much smaller than the calibration uncertainty (Aasi et al. 2013; Littenberg et al. 2013).

With such a high threshold, any trigger is virtually certain to be astrophysical in origin, so  $p_0 \simeq 0$  (see Section 2.1), thus the posterior on the associated rate,  $R_{100}$  becomes:

$$p(R_{100} | \text{GW150914}) \propto \sqrt{R_{100} \langle VT \rangle_{100}} \exp[-R_{100} \langle VT \rangle_{100}], \quad (17)$$

from which we infer  $R_{100} = 14_{-12}^{+39} \text{ Gpc}^{-3} \text{ yr}^{-1}$ .

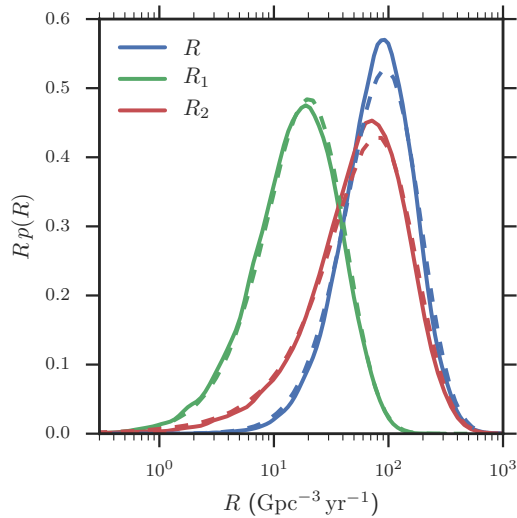
### 2.2.2. Rates Incorporating All Triggers

As discussed in Section 2.1, there is useful information about the merger rate from triggers with FAR less significant than one per century. Following Farr et al. (2015) we set a lower acceptance threshold such that the trigger density at threshold is dominated by triggers of terrestrial origin. As before, we perform a Monte Carlo estimation of the integral in Eq. (15) using posterior distributions from the PE of both the GW150914 and LVT151012 described in Abbott et al. (2016e,c), but with the lower thresholds used in Section 2.1; the results are given in the Supplement.

Figure 1 shows the posterior we infer on the rates  $R_1$ ,  $R_2$ , and  $R \equiv R_1 + R_2$  from our estimates of  $\langle VT \rangle_{1,2}$  and the posteriors on the counts from Section 2.1. Results are shown in Table 1 in the rows GW150914, LVT151012,

<sup>2</sup> Throughout this paper, we use the “TT+lowP+lensing+ext” cosmological parameters from Table 4 of Planck Collaboration et al. (2015).

<sup>3</sup> The source- and observer-frame masses are related by a redshift factor,  $(1+z)M^{\text{source}} = M^{\text{observer}}$ .



**Figure 1.** The posterior density on the rate of GW150914-like BBH inspirals,  $R_1$  (green), LVT151012-like BBH inspirals,  $R_2$  (red), and the inferred total rate,  $R = R_1 + R_2$  (blue). The median and 90% credible levels are given in Table 1. Solid lines give the rate inferred from the `pycbc` trigger set, while dashed lines give the rate inferred from the `gstlal` trigger set.

and Both. Because the two pipelines give rate estimates that are in excellent agreement with each other, we report a combined rate that gives the median and 90% symmetric credible range for a posterior that is the average of the posterior derived from each pipeline independently. Here,  $R_1$  and  $R_2$  are the contributions to the rate from systems of each class, and  $R$  should be interpreted as the total rate of BBH mergers in the local universe.

### 3. SENSITIVITY TO ASTROPHYSICAL MASS DISTRIBUTION

The assumptions in the Kim et al. (2003) method about the distribution of intrinsic BBH population parameters are strong and almost certainly unrealistic. To test the sensitivity of our rate estimate to assumptions about black hole (BH) masses, we report in this section on two additional estimates of the rate using different source distributions  $s(\theta)$  that bracket possible astrophysical scenarios.

The first source distribution we take to have spins aligned with the orbital angular momentum, with magnitude uniform in  $-0.99 \leq (a/m)_{1,2} \leq 0.99$  and masses flat in  $\log(m_1)$  and  $\log(m_2)$ ,

$$s(\theta) \sim \frac{1}{m_1} \frac{1}{m_2}, \quad (18)$$

with  $m_1, m_2 \geq 5 M_\odot$  and  $m_1 + m_2 \leq 100 M_\odot$ . This distribution probably weights more heavily toward high-mass BHs than the true astrophysical distribution (Fryer &

Kalogera 2001; Fryer et al. 2012; Dominik et al. 2012; Spera et al. 2015). Coalescences of higher-mass BHs from the  $5 M_\odot$ – $100 M_\odot$  range produce higher signal-to-noise ratios in the detectors at the same distance, so this time-volume estimate is probably higher than that for the true astrophysical distribution; the corresponding rate estimate is therefore probably lower than the true BBH rate. We choose  $5 M_\odot$  for the lower mass limit because it encompasses the inferred mass range from PE on LVT151012 and because there are indications of a mass gap between the heaviest neutron stars and the lightest BHs (Özel et al. 2010; Farr et al. 2011); but see Kreidberg et al. (2012) for an alternative explanation for the dearth of BH mass estimates below  $\sim 5 M_\odot$ . Using an injection campaign as described above, and incorporating calibration uncertainty, we estimate the sensitive time-volume for this population; the results are given in the Supplement.

The second source distribution we take to have the same spin distribution with masses following a power-law on the larger BH mass,<sup>4</sup>

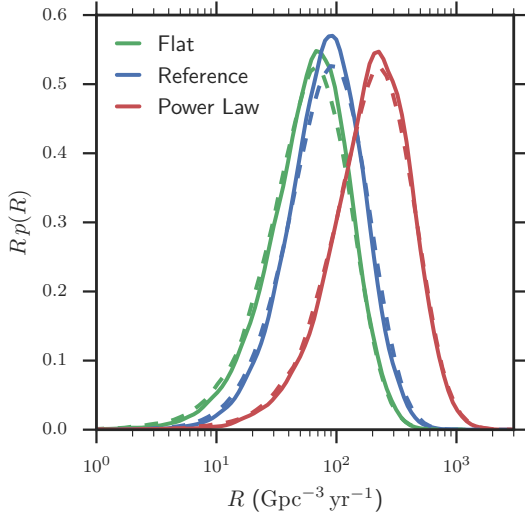
$$p(m_1) \sim m_1^{-2.35}, \quad (19)$$

with the smaller mass distributed uniformly in  $q \equiv m_2/m_1$ , and with  $m_1, m_2 \geq 5 M_\odot$  and  $m_1 + m_2 \leq 100 M_\odot$ . The results of using this distribution in an injection campaign are given in the Supplement. This distribution likely produces more low-mass BHs than the true astrophysical distribution, and therefore the sensitive time-volume is probably smaller than would be obtained with the true distribution; the estimated rate is correspondingly higher.

We use the same astrophysical and terrestrial trigger densities as described in Section 2.1; we now consider all triggers to belong to only two populations, an astrophysical and a terrestrial population, as in the analysis at the beginning of Section 2.1 (see Eq. (5)). We relate counts  $\Lambda_1$  to rates via Eq. (14), with the  $\langle VT \rangle$  for the astrophysical distributions given in the Supplement. We find  $R_{\text{flat}} = 61^{+124}_{-48} \text{ Gpc}^{-3} \text{ yr}^{-1}$  and  $R_{\text{pl}} = 200^{+400}_{-160} \text{ Gpc}^{-3} \text{ yr}^{-1}$ . Posteriors on the rates, together with the reference BBH coalescence rate  $R$  from Section 2, appear in Figure 2. A summary of the various inferred rates appears in Table 1.

### 4. DISCUSSION

<sup>4</sup> The power chosen here is the same as the Salpeter initial mass function (Salpeter 1955), but this should not be understood to suggest that the distribution of the more massive BH in a binary would follow the IMF; the initial mass–final mass relation for massive stars is complicated and nonlinear (Fryer & Kalogera 2001; Fryer et al. 2012; Dominik et al. 2012; Spera et al. 2015). Instead, as described in the text, this distribution is designed to provide a reasonable lower-limit for the sensitive time-volume and upper limit for the rate.



**Figure 2.** Sensitivity of the inferred BBH coalescence rate to the assumed astrophysical distribution of BBH masses. The curves represent the posterior assuming that BBH masses are flat in  $\log(m_1) - \log(m_2)$ , as in Eq. (18) (green; “Flat”), are exactly GW150914-like or LVT151012-like as described in Section 2 (blue; “Reference”), or are distributed as in Eq. (19) (red; “Power Law”). The `pycbc` results are shown in solid lines and the `gstlal` results are shown in dotted lines. Though the searches differ in their models of the astrophysical and terrestrial triggers, the rates inferred from each search are very similar. The posterior median rates and symmetric 90% CL intervals are given in Table 1. Comparing to the total rate computed using the assumptions in Kim et al. (2003) in Section 2 we see that the rate can change by a factor of a few depending on the assumed BBH population. In spite of this seemingly-large variation, all three rate posterior distributions are consistent within our statistical uncertainties.

In the absence of clear detections, previous LIGO-Virgo observing runs have yielded merger rate upper limits (Aasi et al. 2013). Even the most optimistic assumptions about the BBH distribution from Section 3 imply rates that are significantly below the rate upper limits for the same distribution of masses implied by the results of Aasi et al. (2013). For the rate estimates from Section 2.2, the corresponding upper limits from Aasi et al. (2013) are  $140 \text{ Gpc}^{-3} \text{ yr}^{-1}$  for GW150914-like systems and  $420 \text{ Gpc}^{-3} \text{ yr}^{-1}$  for LVT151012-like systems; compared to  $R_1 = 17^{+39}_{-13} \text{ Gpc}^{-3} \text{ yr}^{-1}$  and  $R_2 = 62^{+165}_{-54} \text{ Gpc}^{-3} \text{ yr}^{-1}$ , it is clear that the sensitive time-volume reach of Advanced LIGO, even from only 16 days of coincident observations, is vastly larger than that of any previous gravitational-wave observations.

The search thresholds used in our analysis are much smaller than those required to produce a confident detec-

tion. We estimate that a fraction 0.49 of the events exceeding our search threshold in the `pycbc` pipeline would also exceed a one-per-century FAR threshold. One may wonder, then, how many of these significant events we can expect to see in future observations.

For a Poisson mean occurrence number  $\Lambda$  in an experiment with sensitive time-volume  $\langle VT \rangle_0$  using a high FAR (low significance) threshold, the number of triggers with FARs smaller than one per century in subsequent experiments with sensitive time-volume  $\langle VT \rangle'$  will follow a Poisson distribution with mean

$$\Lambda' = 0.49\Lambda \frac{\langle VT \rangle'}{\langle VT \rangle_0}. \quad (20)$$

We plot the median value for  $\Lambda'$  obtained in this way, as well as the 90% credible interval, as a function of surveyed time-volume in the left panel of Figure 3. There is, unsurprisingly, a wide range of reasonable possibilities for the number of highly significant events in future observations. The 90% credible interval for the expected number of highly significant events lies above one once  $\langle VT \rangle'$  is approximately 1.5 times  $\langle VT \rangle_0$ . As a point of reference, we show the expected value of  $\langle VT \rangle$  for the second and third planned observing runs, O2 and O3. These volumes are calculated as in (Abbott et al. 2016a), for an equal-mass binary with non-spinning components and total mass  $60 M_\odot$ , assuming an observation of 6 months for O2 and 9 months for O3 with the same coincident duty cycle as during the first 39 d of O1. We find estimates of  $\langle VT \rangle_{\text{O2}} / \langle VT \rangle_0$  between 7 and 20, and  $\langle VT \rangle_{\text{O3}} / \langle VT \rangle_0$  between 30 and 70. We also show  $\langle VT \rangle$  for the recently-completed O1 observing run, which surveyed approximately three times the spacetime volume discussed here. A paper describing rate estimates using this methodology from the full O1 BBH search is in preparation.

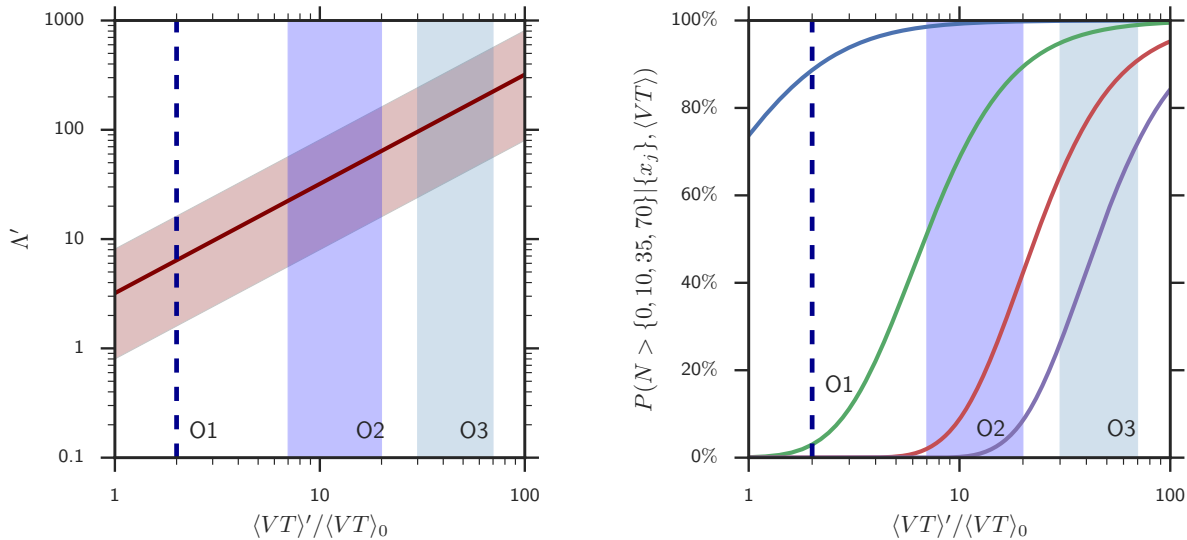
Conditional on the count of loud events,  $\Lambda'$ , we can compute the probability of having more than  $n$  high-significance events in a subsequent observation:

$$p(N > n | \Lambda') = \exp[-\Lambda'] \sum_{k=n+1}^{\infty} \frac{\Lambda'^k}{k!}. \quad (21)$$

Applying Eq. (20), and integrating over our posterior on  $\Lambda$  from the analysis in Section 2.1, we obtain the posterior probability of more than  $n$  high-significance events in a subsequent observation with sensitivity  $\langle VT \rangle'$  given our current observations:

$$p(N > n | \{x_j\}, \langle VT \rangle') = \int d\Lambda_1 p(N > n | \Lambda'(\Lambda_1, \langle VT \rangle')) p(\Lambda_1 | \{x_j\}). \quad (22)$$

The right panel of Figure 3 shows this probability for various values of  $n$  and  $\langle VT \rangle'$ .



**Figure 3.** Left panel: The median value and 90% credible interval for the expected number of highly significant events (FARs  $< 1/\text{century}$ ) as a function of surveyed time-volume in an observation (shown as a multiple of  $\langle VT \rangle_0$ ). The expected range of values of  $\langle VT \rangle$  for the observations in O2 and O3 are shown as vertical bands. Right panel: The probability of observing  $N > 0$  (blue),  $N > 10$  (green),  $N > 35$  (red), and  $N > 70$  (purple) highly significant events, as a function of surveyed time-volume. The vertical line and bands show, from left to right, the expected sensitive time-volume for each of the O1 (dashed line), O2, and O3 observations.

The rates presented here are consistent with the theoretical expectations detailed in [Abadie et al. \(2010\)](#), but rule out the lowest theoretically-allowed rates. See [Abbott et al. \(2016a\)](#) for a detailed discussion of the implications of our rate estimates for models of the binary BH population.

GW150914 is unusually significant; only  $\sim 8\%$  of the astrophysical distribution of sources appearing in our search with a threshold at FARs of one per century will be more significant than GW150914. However, it is not so significant as to call into question the assumption used here that BBH coalescences are distributed uniformly in comoving volume and source time. As we accumulate more BBH sources with ongoing Advanced LIGO observing runs, we will eventually be able to test this assumption. Similarly, as we accumulate more sources and observation time, we will learn more about the mass distribution of BBH systems. This is only the beginning.

The authors gratefully acknowledge the support of the United States National Science Foundation (NSF) for the construction and operation of the LIGO Laboratory and Advanced LIGO as well as the Science and Technology Facilities Council (STFC) of the United Kingdom, the Max-Planck-Society (MPS), and the State of Niedersachsen/Germany for support of the construction of Advanced LIGO and construction and operation of the GEO600 detector. Additional support for Advanced

LIGO was provided by the Australian Research Council. The authors gratefully acknowledge the Italian Istituto Nazionale di Fisica Nucleare (INFN), the French Centre National de la Recherche Scientifique (CNRS) and the Foundation for Fundamental Research on Matter supported by the Netherlands Organisation for Scientific Research, for the construction and operation of the Virgo detector and the creation and support of the EGO consortium. The authors also gratefully acknowledge research support from these agencies as well as by the Council of Scientific and Industrial Research of India, Department of Science and Technology, India, Science & Engineering Research Board (SERB), India, Ministry of Human Resource Development, India, the Spanish Ministerio de Economía y Competitividad, the Conselleria d’Economia i Competitivitat and Conselleria d’Educació, Cultura i Universitats of the Govern de les Illes Balears, the National Science Centre of Poland, the European Commission, the Royal Society, the Scottish Funding Council, the Scottish Universities Physics Alliance, the Hungarian Scientific Research Fund (OTKA), the Lyon Institute of Origins (LIO), the National Research Foundation of Korea, Industry Canada and the Province of Ontario through the Ministry of Economic Development and Innovation, the Natural Science and Engineering Research Council Canada, Canadian Institute for Advanced Research, the Brazilian Ministry of Science, Technology, and Innovation, Russian Foundation for Basic Research, the Leverhulme Trust, the Research Corporation, Min-

istry of Science and Technology (MOST), Taiwan and the Kavli Foundation. The authors gratefully acknowledge the support of the NSF, STFC, MPS, INFN, CNRS and the State of Niedersachsen/Germany for provision of computational resources. This article has been assigned the document number [LIGO-P1500217](#).

## REFERENCES

- Aasi, J., Abadie, J., Abbott, B. P., et al. 2013, *Phys. Rev. D*, 87, 022002
- Abadie, J., Abbott, B. P., Abbott, R., et al. 2010, *Classical and Quantum Gravity*, 27, 173001
- Abbott, B. P., Abbott, R., Abbott, T. D., et al. 2016a, *Astrophys. J.*, 818, L22
- . 2016b, arXiv:1602.03845, <https://dcc.ligo.org/LIGO-P1500248/public/main>
- . 2016c, arXiv:1602.03839
- . 2016d, *Phys. Rev. Lett.*, 116, 061102
- . 2016e, arXiv:1602.03840, <https://dcc.ligo.org/LIGO-P1500218/public/main>
- Abbott, B. P., et al. 2016f, *ApJS*, TBD, TBD
- Allen, B., Anderson, W. G., Brady, P. R., Brown, D. A., & Creighton, J. D. E. 2012, *Phys. Rev.*, D85, 122006
- Chen, H.-Y., & Holz, D. E. 2014, ArXiv e-prints, arXiv:1409.0522
- Dominik, M., Belczynski, K., Fryer, C., et al. 2012, *ApJ*, 759, 52
- Farr, W. M., Gair, J. R., Mandel, I., & Cutler, C. 2015, *Phys. Rev. D*, 91, 023005
- Farr, W. M., Sravan, N., Cantrell, A., et al. 2011, *ApJ*, 741, 103
- Fryer, C. L., Belczynski, K., Wiktorowicz, G., et al. 2012, *ApJ*, 749, 91
- Fryer, C. L., & Kalogera, V. 2001, 554, 548
- Gladman, B., Kavelaars, J. J., Nicholson, P. D., Loredo, T. J., & Burns, J. A. 1998, *AJ*, 116, 2042
- Guglielmetti, F., Fischer, R., & Dose, V. 2009, *MNRAS*, 396, 165
- Hogg, D. W. 1999, ArXiv Astrophysics e-prints, arXiv:astro-ph/9905116
- Kim, C., Kalogera, V., & Lorimer, D. R. 2003, *ApJ*, 584, 985
- Kreidberg, L., Bailyn, C. D., Farr, W. M., & Kalogera, V. 2012, *ApJ*, 757, 36
- Littenberg, T. B., Baker, J. G., Buonanno, A., & Kelly, B. J. 2013, *Phys. Rev. D*, 87, 104003
- Loredo, T. J., & Wasserman, I. M. 1995, *ApJS*, 96, 261
- . 1998a, *ApJ*, 502, 75
- . 1998b, *ApJ*, 502, 108
- Messick, C., Blackburn, K., Brady, P., et al. 2016, ArXiv e-prints, arXiv:1604.04324
- Özel, F., Psaltis, D., Narayan, R., & McClintock, J. E. 2010, *ApJ*, 725, 1918
- Petit, J.-M., Kavelaars, J. J., Gladman, B., & Loredo, T. 2008, Size Distribution of Multikilometer Transneptunian Objects, ed. M. A. Barucci, H. Boehnhardt, D. P. Cruikshank, A. Morbidelli, & R. Dotson, 71–87
- Planck Collaboration, Ade, P. A. R., Aghanim, N., et al. 2015, ArXiv e-prints, arXiv:1502.01589
- Pürrer, M. 2015, ArXiv e-prints, arXiv:1512.02248
- Salpeter, E. E. 1955, *ApJ*, 121, 161
- Schutz, B. F. 2011, *Classical and Quantum Gravity*, 28, 125023
- Spera, M., Mapelli, M., & Bressan, A. 2015, *MNRAS*, 451, 4086
- Taracchini, A., et al. 2014, *Phys. Rev.*, D89, 061502
- Usman, S. A., Kehl, M. S., Nitz, A. H., et al. 2015, ArXiv e-prints, arXiv:1508.02357
- Veitch, J., Raymond, V., Farr, B., et al. 2015, *Phys. Rev. D*, 91, 042003