

Supplement of Geosci. Model Dev., 11, 1343–1375, 2018
<https://doi.org/10.5194/gmd-11-1343-2018-supplement>
© Author(s) 2018. This work is distributed under
the Creative Commons Attribution 4.0 License.



Supplement of

LPJmL4 – a dynamic global vegetation model with managed land – Part 1: Model description

Sibyll Schaphoff et al.

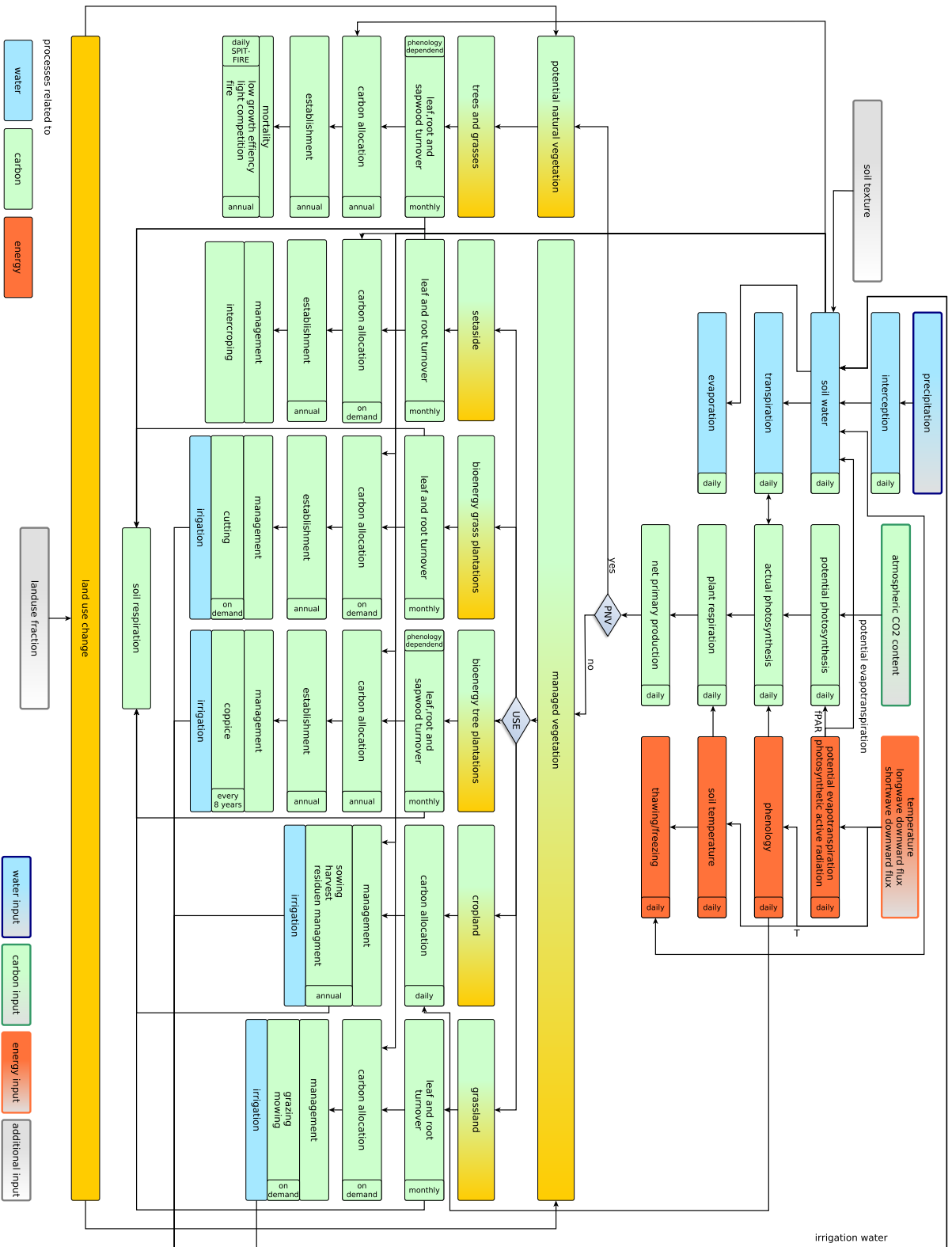
Correspondence to: Sibyll Schaphoff (sibyll.schaphoff@pik-potsdam.de)

The copyright of individual parts of the supplement might differ from the CC BY 4.0 License.

S1 Supplementary informations to the description of the LPJmL4 model

Fig. S1 gives a schematic overview of the model structure represented in LPJmL4. Fig. S2 to S4 provides further information about implemented processes in LPJmL4. Global time series of some key parameters estimated by LPJmL4 are given in Fig. S5. These time series of carbon stocks and fluxes and water fluxes show the high dynamics of the different parameters between the years. Furthermore, we provide a list of applications which have used the LPJmL model (Table S1). This represents not a complete list of all references with LPJmL applications, but it illustrates the range of fields for topical, spatial and temporal use of the model. Table S2 gives an overview of input variables and their references used by LPJmL4. In addition, we give a list of output variables (see Table S3) computed by LPJmL4 and provided via the Online-Database: <http://pmd.gfz-potsdam.de/portal/> see: <http://doi.org/10.5880/pik.2017.009>. Complementary to the associated Schaphoff et al. (under Revision) we give a comprehensive list of parameters (Tables S4 to S14) used by the model and are described in Schaphoff et al. (under Revision). Additionally, we provide a list of equations (Table S15), which are described in detail by the associated manuscript.

Figure S1. Flowchart describing the order of processes which are represented in the LPJmL4 model.



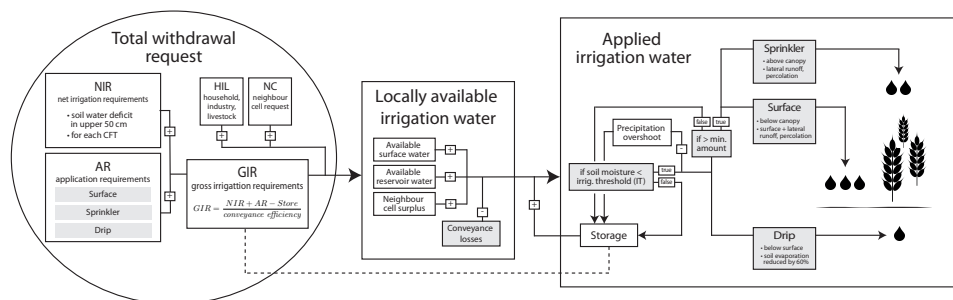


Figure S2. Irrigation water flows in LPJmL4 from plant-specific net irrigation requirement to actual field application. Variables represented in grey-shaded boxes depend on system-specific parameters that are presented in Table 2, adopted from Jägermeyr et al. (2015).

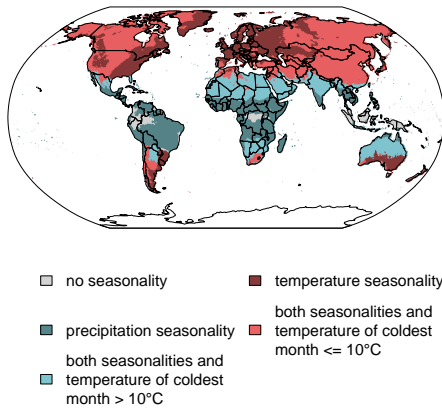


Figure S3. Seasonality types for sowing date calculated by LPJmL4.

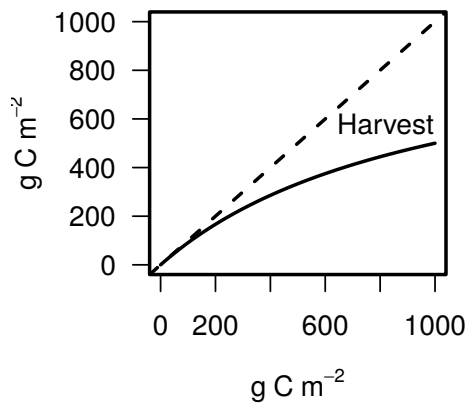


Figure S4. Leaf carbon (x-axis) that is remaining after harvest (solid line) and being harvested (between solid and dashed lines).

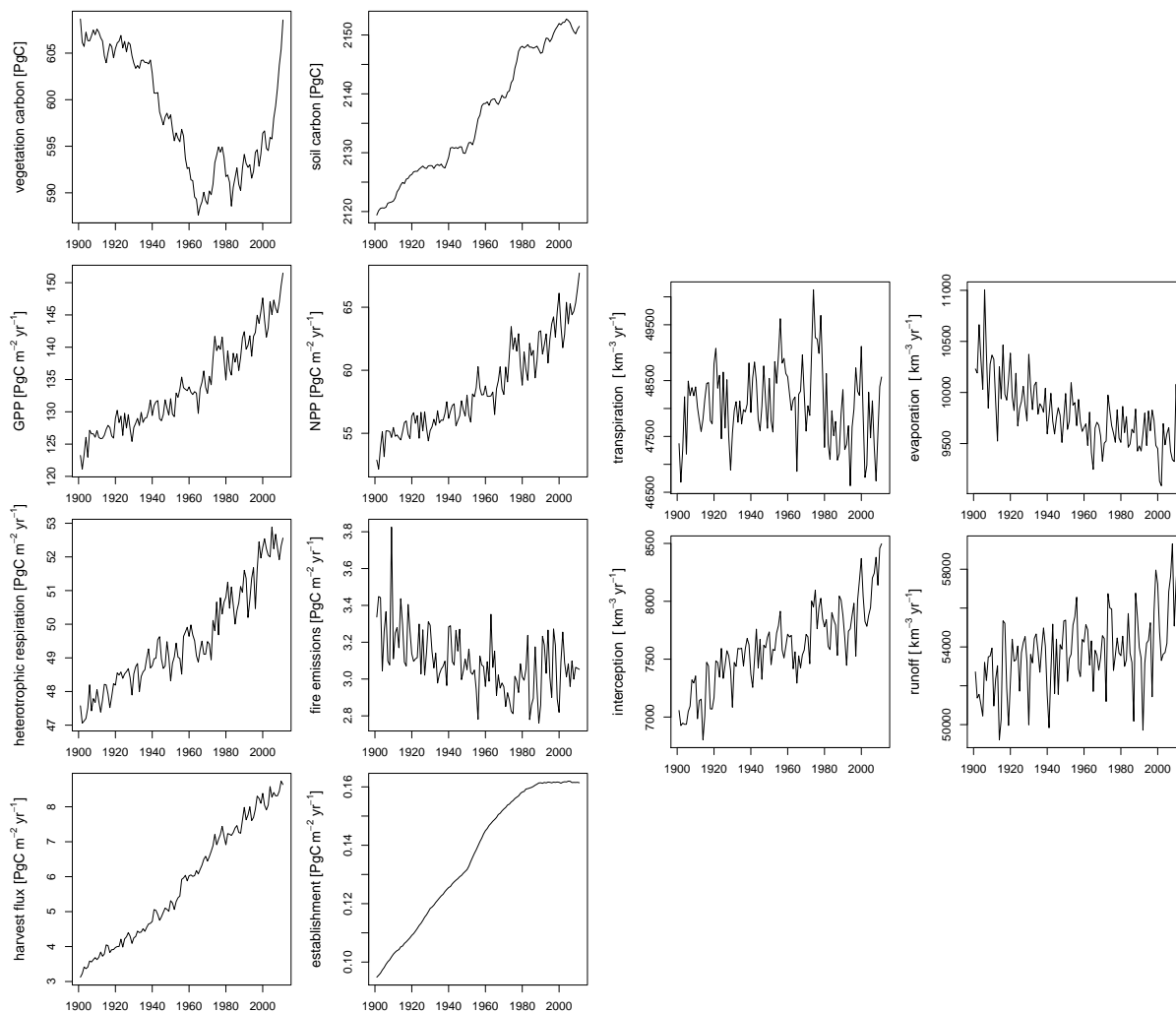


Figure S5. Time series of global carbon stocks and fluxes and global water fluxes computed by LPJmL4.

Gerten et al. (2013a)														X				X			X						X		
Konzmann et al. (2013)													X						X			X					X	X	
Langerwisch et al. (2013)													X										X				X	X	
Ostberg et al. (2013)	X				X	X							X										X				X	X	
Schaphoff et al. (2013)		X					X																					X	X
Schierhorn et al. (2013)	X													X									X			X		X	X
Siderius et al. (2013)												X											X			X			X
Waha et al. (2013a)																X							X			X			X
Waha et al. (2013b)														X									X			X			X
Bassu et al. (2014)																	X						X			X			X
Elliott et al. (2014)													X										X			X			X
Forkel et al. (2014)	X		X						X														X			X			X
Jägermeyr et al. (2014)										X													X			X			X
Kummu et al. (2014)													X	X	X								X			X			X
Müller and Robertson (2014)																		X	X				X			X			X
Müller et al. (2014)						X									X						X		X			X			X
Piontek et al. (2014)	X	X							X								X						X			X			X
Rosenzweig et al. (2014)																		X					X			X			X
Sakschewski et al. (2014)																		X	X				X	X		X			X
Zscheischler et al. (2014a)																													X
Zscheischler et al. (2014b)																		X								X			X
Asseng et al. (2015)																		X								X			X
Fader et al. (2015)										X								X	X						X		X	X	X
Forkel et al. (2015)	X		X																						X				X
Jägermeyr et al. (2015)													X	X	X									X			X	X	X
Kollas et al. (2015)																		X						X			X		X
Martre et al. (2015)																		X						X		X			X
Müller et al. (2015)																										X	X		X
Ostberg et al. (2015)	X								X	X	X												X			X	X		X

Table S2. Model specific inputs applied by LPJmL4.

Input variables	Description	References
Precipitation	GPCC Full Data Reanalysis Version 7.0	Becker et al. (2013)
Temperature	CRU TS version 3.23	Harris et al. (2014); University of East Anglia Climatic Research Unit; Harris (2015)
Net downward long-wave radiation	ERA-Interim	Dee et al. (2011)
Shortwave downward radiation	ERA-Interim	Dee et al. (2011)
Number of wet days per months	synthetically derived	New et al. (2000)
Wind speed	NCEP re-analysis data	NOAA-CIRES Climate Diagnostics Center, Kalnay et al. (1996)
Landuse	MIRCA2000+ (see Fader et al. (2010))	Portmann et al. (2010); Monfreda et al. (2008); Siebert et al. (2015); Monfreda et al. (2008)
Soil texture	Harmonized World Soil Database (HWSD)	FAO/IIASA/ISRIC/ISSCAS/JRC (2012); Nachtergaele et al. (2009)
Drainage direction map	Topological Network (STN-30)	Vorosmarty and Fekete (2011)
Water reservoirs	GRanD database	Lehner et al. (2011)
Lakes	natural lakes	Lehner and Döll (2004)
Atmospheric CO ₂ concentrations	NOAA/ESRL	Tans and Keeling (2015)

Table S3. Standard outputs computed by LPJmL4.

	Variable	Units
Carbon pools	Soil carbon	gC m ⁻¹
	Litter carbon	gC m ⁻¹
	Vegetation carbon	gC m ⁻¹
	Above ground biomass	gC m ⁻¹
Carbon fluxes	Monthly net primary production	gC m ⁻¹ month ⁻¹
	Monthly gross primary production	gC m ⁻¹ month ⁻¹
	Monthly soil respiration	gC m ⁻¹ month ⁻¹
	Annual fire carbon emissions	gC m ⁻¹ a ⁻¹
Water fluxes	Monthly interception	mm month ⁻¹
	Monthly transpiration	mm month ⁻¹
	Monthly evaporation	mm month ⁻¹
	Monthly runoff	mm month ⁻¹
	Monthly discharge	hm ⁻³ day ⁻¹
	Monthly grid cell albedo	-
	Monthly fraction of absorbed PAR	-
	Foliage projected cover	-
	Crop yields	gC m ⁻¹ a ⁻¹
	Sowing dates	day of the year

Table S4. Model PFT-specific bioclimatic limits similar as in Sitch et al. (2003).

PFT	$T_{c,min}$ (°C)	$T_{c,max}$ (°C)	$T_{mort,min}$ (°C)	GDD_{min} (°C)
TrBE	15.5	-	-	-
TrBR	15.5	-	-	-
TeNE	-2.0	22	-	900
TeBE	3.0	18.8	-	1200
TeBS	-17.7	15.5	-	1200
BoNE	-32.5	-2.0	23	600
BoBS	-	-2.0	23	350
BoNS	-46.5	-5.4	23	350
TrH	7.0	-	-	-
TeH	-39.0	15.5	-	-
PoH	-	-2.6	-	-

Table S5. PFT-specific albedo and light extinction values.

PFT	β_{leaf}	β_{stems}	β_{litter}	k	α_a
TrBE	0.14	0.10	0.10	0.5	0.4
TrBR	0.13	0.07	0.06	0.5	0.4
TeNE	0.137	0.04	0.10	0.4	0.4
TeBE	0.15	0.04	0.10	0.5	0.4
TeBS	0.15	0.04	0.10	0.6	0.4
BoNE	0.13	0.10	0.10	0.5	0.4
BoBS	0.18	0.10	0.10	0.5	0.4
BoNS	0.12	0.05	0.01	0.6	0.4
TrH	0.21	-	0.10	0.4	0.4
TeH	0.20	-	0.10	0.5	0.4
PoH	0.21	-	0.10	0.5	0.4
BTrT	0.13	0.04	0.10	0.6	0.8
BTeT	0.14	0.04	0.10	0.6	0.8
BGrC4	0.21	-	0.10	0.6	0.8
All crops	0.18	-	0.06	0.5	1.0

β_{leaf} is leaf albedo, β_{stems} is the albedo of stems, β_{litter} is albedo of litter, k is the light extinction coefficient in Lambert-Beer relationship, α_a is a scaling factor from leaf to ecosystem level (Haxeltine and Prentice, 1996). β_{leaf} as suggested by Strugnell et al. (2001), β_{stems} and β_{litter} parameters are determined by a tuning process described by Forkel et al. (2014).

Table S6. Global parameters and constants similar as in Sitch et al. (2003) and Schaphoff et al. (2013).

	Symbol	Value	Units	Description
Energy balance	c_{water}	4.2×10^6	$\text{J m}^{-3} \text{K}^{-1}$	heat capacity of water
	c_{min}	1.9259×10^6	$\text{J m}^{-3} \text{K}^{-1}$	heat capacity of mineral soil (De Vries, 1963)
	c_{ice}	2.1×10^6	$\text{J m}^{-3} \text{K}^{-1}$	heat capacity of ice
Vegetation structure	k_{allom1}	100		Parameter for allometric relation ship Eq. 50
	k_{allom2}	40		Parameter for allometric relation ship Eq. 49
	k_{allom3}	0.67		Parameter for allometric relation ship Eq. 49
	$k_{\text{la:sa}}$	4000		leaf area to sapwood area Eq. 47
	WD	20000	gC m^{-3}	wood density Eq. 51
	k_{rp}	1.6		Reineke parameter Eq. 50
Photosynthesis	$[O_2]$	20900	Pa	O_2 partial pressure
	$K_{O_{25}}$	30000	Pa	Michaelis constant for O_2 at 25°C
	$K_{C_{25}}$	30	Pa	Michaelis constant for CO_2 at 25°C
	τ_{25}	2600		τ at 25°C
	Q_{10K_O}	1.2		Q_{10} for temperature-sensitive parameter K_O
	Q_{10K_C}	2.1		Q_{10} for temperature-sensitive parameter K_C
	$Q_{10\tau}$	0.57		Q_{10} for temperature-sensitive parameter τ
	α_{C_3}	0.08		intrinsic quantum efficiencies for CO_2 uptake in C_3 plants
	α_{C_4}	0.053		same for C_4 plants
	θ	0.7		Co-limitation (shape) parameter
Plant respiration	$\lambda_{\text{max}C_3}$	0.8		maximum ratio of intercellular to ambient CO_2 for C_3 plants
	$\lambda_{\text{max}C_4}$	0.4		same for C_4 plants
	b_{C_3}	0.015	rate per day	leaf respiration as fraction of V_m for C_3 plants
	b_{C_4}	0.035	rate per day	leaf respiration as fraction of V_m for C_4 plants
	CN_{sapwood}	330		C:N ratios for above-ground tissue
	CN_{root}	30		C:N ratios below-ground tissue
	r_{gr}	0.25		share of growth respiration
	k	0.0548	rate per day	respiration coefficient Eq. 42 (Sprugel et al., 1995)
Establishment and mortality	k_{est}	0.12	saplings m^{-2}	establishment rate
	k_{mort1}	0.03	a^{-1}	asymptotic maximum mortality rate
	k_{mort2}	0.2		coefficient of growth efficiency for mortality
	tW _{PFT}	400	°C	Parameter for heat damage function
Soil and litter decomposition	$\tau_{10_{\text{root,litter}}}$	0.3	a^{-1}	mean residence time of roots in litter Eq. 91
	$\tau_{10_{\text{root,fastSoil}}}$	0.03	a^{-1}	mean residence time of roots in fast soil carbon pool Eq. 91
	$\tau_{10_{\text{root,slowSoil}}}$	0.001	a^{-1}	mean residence time of roots in slow soil carbon pool Eq. 91

Table S7. PFT-specific parameters of litter turnover rates suggested by Brovkin et al. (2012) and shape factor for vertical distribution of soil organic matter (Schaphoff et al., 2013).

PFT	$\tau_{10_{\text{leaf,litter}}}$ (a^{-1})	$\tau_{10_{\text{wood,litter}}}$ (a^{-1})	$Q_{10_{\text{wood,litter}}}$ (-)	k_{soc} (-)
TrBE	0.93	0.039	2.75	0.38009
TrBR	1.17	0.039	2.75	0.51395
TeNE	0.70	0.041	1.97	0.32198
TeBE	0.86	0.104	1.37	0.43740
TeBS	0.95	0.104	1.37	0.28880
BoNE	0.76	0.041	1.97	0.28670
BoBS	0.94	0.104	1.37	0.28670
BoNS	0.76	0.041	1.97	0.28670
TrH	0.97	-	-	0.46513
TeH	1.20	-	-	0.38184
PoH	1.20	-	-	0.38184
BTrT	0.93	0.039	2.75	0.38009
BTeT	0.95	0.104	1.37	0.28880
BGrC4	0.97	-	-	0.46513
All crops	0.97	-	-	0.40428

Table S8. PFT-specific parameters.

PFT	β_{root}	g_{min} (mm s^{-1})	α_{leaf} (a)	τ_{leaf} (a)	τ_{root} (a)	τ_{sapwood} (a)	r_{PFT} gC gN^{-1} day^{-1}	l_{rmax}
TrBE	0.962	0.5	1.60	2.0	2.0	20.0	0.2	1.0
TrBR	0.961	0.5	0.50	1.0	1.0	20.0	0.2	1.0
TeNE	0.976	0.5	4.00	4.0	4.0	20.0	1.2	1.0
TeBE	0.964	0.5	1.60	1.0	1.0	20.0	1.2	1.0
TeBS	0.966	0.5	0.45	1.0	1.0	20.0	1.2	1.0
BoNE	0.943	0.3	4.00	4.0	4.0	20.0	1.2	1.0
BoBS	0.943	0.5	0.50	1.0	1.0	20.0	1.2	1.0
BoNS	0.943	0.5	0.65	1.0	1.0	20.0	1.2	1.0
TrH	0.972	0.5	0.40	1.0	2.0	-	0.2	0.60
TeH	0.943	0.5	0.35	1.0	2.0	-	1.2	0.60
PoH	0.943	0.5	0.35	1.0	2.0	-	1.2	0.60

β_{root} is the root distribution slope parameter for water availability, g_{min} is the minimum canopy conductance, α_{leaf} is the leaf longevity, $\tau_{\text{leaf,root,sapwood}}$ is the compartment specific turnover times, r_{PFT} is the respiration coefficient for maintenance respiration of sapwood and root, l_{rmax} is the maximum leaf-to-root mass ratio

Table S9. PFT-specific parameters for the SPITFIRE module.

PFT	α_p	ρ_b	m_e	Φ_w	scorch height	crown length	r_{CK}	p
TrBE	0.0000334	25	0.3	0.4	0.1487	0.3334	1.0	3.00
TrBR	0.0000334	13	0.3	0.4	0.0610	0.1000	0.05	3.00
TeNE	0.0000667	25	0.3	0.4	0.1000	0.3334	1.00	3.75
TeBE	0.0000334	22	0.3	0.4	0.3710	0.3334	0.95	3.00
TeBS	0.0000667	22	0.3	0.4	0.0940	0.3334	1.0	3.00
BoNE	0.0000667	25	0.3	0.4	0.1100	0.3334	1.0	3.00
BoBS	0.0000667	22	0.3	0.4	0.0940	0.3334	1.0	3.00
BoNS	0.0000667	22	0.3	0.4	0.0940	0.3334	1.0	3.00
TrH	0.0000667	2	0.3	0.6	-	-	-	-
TeH	0.0000667	4	0.3	0.6	-	-	-	-
PoH	0.0000667	4	0.3	0.6	-	-	-	-

α_p defines the slope of the probability risk function, ρ_b is the fuel bulk density, m_e is the moisture of extinction, Φ_w is the windspeed dampening, r_{CK} is the resistance factor, p is the crown damage parameter

Table S10. Parameters for annual CFTs for the computation of variety and sowing day parameters.

CFT	representative crop	crops represented	PHU _{w,low}	PHU _{w,high}	PHU _{s,low}	PHU _{s,high}	T _{base,low}	T _{base,high}	pf	T _{fall}	T _{spring}	T _{vern}
temperate cereals	wheat	wheat, rye, barley	1700	2876.9	1000	2648.4	0.0	0.0	200	12	5	12
rice	rice	paddy rice	NA	NA	1600	1800	10	10	167	NA	18	NA
maize	maize	maize for food	NA	NA	1600	1600	5	15	167	NA	14	NA
tropical cereals	millet	millet, sorghum	NA	NA	1500	1500	10	10	167	NA	12	NA
pulses	field pea	pulses	NA	NA	2000	2000	1.0	1.0	167	NA	10	NA
temperate roots	sugar beet	sugar beet	NA	NA	2700	2700	3.0	3.0	167	NA	8	NA
tropical roots	cassava	cassava	NA	NA	2000	2000	15	15	167	NA	22	NA
sunflower	sunflower	sunflower	NA	NA	1000	1600	6.0	6.0	167	NA	13	NA
soybean	soybean	soybean	NA	NA	1000	1000	10	10	167	NA	13	NA
groundnuts	groundnuts	groundnuts	NA	NA	1500	1500	14	14	167	NA	15	NA
rapeseed	rapeseed	rapeseed	2100	3279.7	1000	2648.4	0.0	0.0	200	17	5	12
sugarcane	sugarcane	sugarcane	NA	NA	2000	4000	11	15	167	NA	14	NA

Table S11. Parameters for annual CFTs for the computation of LAI development and biomass allocation.

CFT	β_{root}	FPHU _c	FLAI _{maxc}	FPHU _k	FLAI _{maxk}	FPHU _{sen}	ssn	FLAI _{maxy}	Cleaf	HI _{opt}
temperate cereals	0.9690	0.05	0.05	0.45	0.95	0.7	2.0	0.0	0.5	0.5
rice	0.9690	0.1	0.05	0.5	0.95	0.8	2.0	0.0	0.5	0.5
maize	0.9690	0.1	0.05	0.5	0.95	0.75	2.0	0.0	0.5	0.5
tropical cereals	0.9690	0.15	0.01	0.5	0.95	0.85	2.0	0.0	0.5	0.25
pulses	0.9690	0.15	0.01	0.5	0.95	0.90	2.0	0.0	0.5	0.45
temperate roots	0.9690	0.15	0.05	0.5	0.95	0.75	0.5	0.75	0.5	3.5
tropical roots	0.9690	0.15	0.05	0.5	0.95	0.75	0.5	0.75	0.5	2.0
sunflower	0.9690	0.15	0.01	0.5	0.95	0.7	2.0	0.0	0.5	0.4
soybean	0.9690	0.15	0.05	0.5	0.95	0.7	0.5	0.0	0.5	0.4
groundnuts	0.9690	0.15	0.01	0.5	0.95	0.75	0.5	0.0	0.5	0.4
rapeseed	0.9690	0.05	0.01	0.5	0.95	0.85	2.0	0.0	0.5	0.3
sugarcane	0.9690	0.01	0.01	0.4	0.95	0.95	2.0	0.5	0.5	0.8

Table S12. Model parameters describing biomass plantation management.

BFT	Corresponding biomass crop	Harvest interval	Plant density (ha ⁻¹)
BTrT	Poplar, Willow	8 years	8000
BTeT	Eucalyptus	8 years	5000
BGrC4	Miscanthus, Switchgrass	(Multiple) annual harvest	n.a.

Table S13. Overview of BFT parameter values and constants in model equations.

Parameter	Description	BTrT	BTeT	BGrC4
g_{\min}	Minimum canopy conductance	0.2	0.2	0.5
LAI_{sapl}	Leaf area index of saplings (-)	1.6	1.6	0.001
α_a	fraction of PAR absorbed at ecosystem level, relative to leaf level (-)	0.8	0.8	0.8
$T_{\text{lim},\text{CO}_2}$	lower and upper temperature limit for CO ₂ (°C)	24,55	-4.0, 38.0	4, 55
$T_{\text{lim},\text{opt},\text{photo}}$	lower and upper limit of temperature optimum for photosynthesis (°C)	25, 38	15, 30	15, 45
$T_{\text{lim},\text{cold},\text{month}}$	lower and upper coldest monthly mean temperature (°C)	7, -	-30, 8	-40, -
$\tau_{\text{leaf},\text{root},\text{sapwood}}$	Turnover leaf, root, sapwood	2, 2, 10	1, 1, 10	1,2,-
CA_{max}	Tree maximum crown area (m ²)	2	1.5	-
$C_{\text{sapwood},\text{sapling}}$	sapling carbon (gC m ⁻²)	2.2	2.5	-
$k_{\text{allom}1}$	Allometry parameter 1	110	110	-
$k_{\text{allom}2}$	Allometry parameter 2	35	35	-
$k_{\text{allom}3}$	Allometry parameter 3	0.75	0.75	-
k_{est}	Saplings per m ²	0.5	0.8	-

Table S14. Parametrisation of irrigation systems in LPJmL4.

Irrigation system	Distribution uniformity scalar	Conveyance efficiency ¹	Soil evaporation	Inter-ception	Runoff	Irrigation threshold ²	Minimal irrig. amount
Surface	1.15	open canal: sand 0.7, loam 0.75, clay 0.8	unrestricted	no	surface, lateral, percolation	$C_4: 0.7$ C_3 (Pr <900): 0.8 C_3 (Pr \geq 900): 0.9 Rice: 1.0	1 mm
				yes	lateral, percolation		
Sprinkler	0.55	pipe: 0.95	soil evap. of irr. water reduced by 60%	no	none, only indirect precip. leaching		none
Drip	0.05						

¹ open canal conveyance efficiency depends on soil hydraulic conductivity (K_s): $K_s > 20$: sand, $10 \leq K_s \leq 20$: loam, $K_s < 10$: clay; 50% of conveyance losses are assumed to evaporate, for loam and clay (higher K_s) and open canal conveyance the fraction is 60% and 75%, resp. ² depending on crop type, see Jägermeyr et al. (2015) for details.

Table S15: Equation table describing the different processes represented in the LPJmL4 model.

Parameter/Variable	abbreviation	unit	Equation
Energy balance			
Photosynthetic active radiation	PAR	$\text{mol m}^{-2} \text{ day}^{-1}$	$\text{PAR} = 0.5 \cdot c_q \cdot R_{s,\text{day}}$
conversion factor from J to mol for solar radiation at 550 nm	c_q		$c_q = 4.6 \cdot 10^{-6}$
daily incoming solar irradiance	$R_{s,\text{day}}$	$\text{J m}^{-2} \text{ day}^{-1}$	$R_{s,\text{day}} = (c + d \cdot \text{ni}) \cdot Q_0 \cdot (\sin(\text{lat}) \cdot \sin(\delta) \cdot h_{1/2} + \cos(\text{lat}) \cdot \cos(\delta) \cdot h_{1/2})$
potential evapotranspiration	PET	mm day^{-1}	$\text{PET} = \text{PT} \cdot E_{\text{eq}}$
equilibrium evapotranspiration	E_{eq}	mm day^{-1}	$E_{\text{eq}} = \frac{s}{s + \gamma} \cdot \frac{R_{n,\text{day}}}{\lambda}$
daily surface net radiation	$R_{n,\text{day}}$	$\text{J m}^{-2} \text{ day}^{-1}$	$\lambda = 2.495 \times 10^6 + 2380 \cdot T_{\text{air}}$
latent heat of vaporization	λ	J kg^{-1}	$s = 2.502 \times 10^6 \cdot \exp[17.269 \cdot T_{\text{air}} / (237.3 + (237.3 + T_{\text{air}}))] / ((237.3 + T_{\text{air}})^2)$
slope of the saturation vapour pressure curve	s	Pa K^{-1}	$\gamma = 65.05 + 0.064 \cdot T_{\text{air}}$
psychrometric constant	γ	Pa K^{-1}	
Priestley-Taylor coefficient	PT		$R_s = (c + d \cdot \text{ni}) \cdot Q_0 \cdot \cos(z)$ or as input
net surface radiation	R_n	W m^{-2}	
incoming solar irradiance (downward) at the surface	R_s	W m^{-2}	
outgoing (upward positive) net long-wave radiation flux at the surface	R_l	W m^{-2}	$R_l = (b + (1 - b) \cdot \text{ni}) \cdot (A - T_{\text{air}})$ or as input
albedo	β		$\beta = \sum_{\text{PFT}=1}^{\text{nPFT}} \beta_{\text{PFT}} \cdot \text{FPC}_{\text{PFT}} + F_{\text{bare}} \cdot (F_{\text{snow}} \cdot \beta_{\text{snow}} + (1 - F_{\text{snow}}) \cdot \beta_{\text{soil}})$
albedo bare soil	β_{soil}		
albedo snow	β_{snow}		
plant compartments specific albedo	β_{PFT}		see Prentice et al. (1993)
coverage of bare soil	F_{bare}		see Prentice et al. (1993)
coverage of snow	F_{snow}		
empirical constant	b		
empirical constant	A	$^{\circ}\text{C}$	
mean daily air temperature	T_{air}		$R_{l,\text{day}} = R_l \cdot \text{daylength} \cdot 3600$
net outgoing daytime long-wave flux	$R_{l,\text{day}}$	$\text{J m}^{-2} \text{ day}^{-1}$	
angular distance between the sun's rays and the local vertical	z		
proportion of bright sky	ni		ni = 1 – cloudiness
empirical constant	c		see Prentice et al. (1993)

Parameter/Variable	abbreviation	unit	Equation
empirical constant	d	W m^{-2}	see Prentice et al. (1993)
solar constant	Q_0		$Q_0 = Q_{00} \cdot (1 + 2 \cdot 0.01675 \cdot \cos(2 \cdot \pi \cdot i / 365))$
solar zenith angle	z	radians	$\cos(z) = \sin(\text{lat}) \cdot \sin(\delta) + \cos(\text{lat}) \cdot \cos(\delta) \cdot \cos(h)$
latitude	lat	radians	
hour angle	h	radians	
solar declination	δ	angular units	$\delta = -23.4 \cdot \pi / 180 \cdot \cos(2 \cdot \pi \cdot (i + 10) / 365)$
half-day length	$h_{1/2}$	hours	$h_{1/2} = \arccos(-\sin(\text{lat}) \cdot \sin(\delta)) / (\cos(\text{lat}) \cdot \cos(\delta))$
duration of sunshine of a single day	daylength	hours	daylength = $24 \cdot \frac{h_{1/2}}{\pi}$
Soil temperatures	T_{soil}	$^{\circ}\text{C}$	$\frac{\partial T_{\text{soil}}}{\partial t} = \alpha \cdot \frac{\partial^2 T_{\text{soil}}}{\partial z^2}$
thermal diffusivity	$\alpha = \lambda / c$	$\text{m}^2 \text{s}^{-1}$	
thermal conductivity	λ	$\text{W m}^{-1} \text{K}^{-1}$	
soil layer	l		
time step	t		
stability criterion	r		$r = \frac{\alpha \Delta t}{(\Delta z)^2}$
Heat capacity	c	$\text{J K}^{-1} \text{m}^{-3}$	$c = c_{\text{min}} \cdot m_{\text{min}} + c_{\text{water}} \cdot m_{\text{water}} + c_{\text{ice}} \cdot m_{\text{ice}}$
soil minerals	c_{min}		
soil water content	c_{water}		
soil ice content	c_{ice}		
corresponding shares of c_{min} , c_{water} , c_{ice}	m	m^3	
Plant physiology			
absorbed photosynthetically active radiation	APAR	$\text{mol m}^{-2} \text{day}^{-1}$	$\text{APAR}_{\text{PFT}} = \text{PAR} \cdot \text{FAPAR}_{\text{PFT}} \cdot \alpha_{\text{apft}}$
fractional absorbed photosynthetically active radiation	FAPAR _{PFT}		$\text{FAPAR}_{\text{PFT}} = \text{FPC}_{\text{PFT}} \cdot ((\text{phen}_{\text{PFT}} - \text{F}_{\text{SnowGC}}) \cdot (1 - \beta_{\text{leaf,PFT}}) - ((1 - \text{phen}_{\text{PFT}}) \cdot c_{\text{fstem}} \cdot \beta_{\text{stem,PFT}}))$
scaling factor to scale leaf-level photosynthesis in LPJmL4 to biome level	α_{apft}		
daily phenological status	phen _{PFT}		
fraction of snow in the green canopy	F_{SnowGC}		
foliage projective cover of the respective PFT	FPC _{PFT}		
masking of the ground by stems and branches without leaves	c_{fstem}		
gross photosynthesis rate	A_{gd}	$\text{gC m}^{-2} \text{day}^{-1}$	$A_{\text{gd}} = (J_E + J_C - \sqrt{(J_E + J_C)^2 - 4 \cdot \theta \cdot J_E \cdot J_C}) / (2 \cdot \theta) \cdot \text{daylength}$
light-limited photosynthesis rate	J_E	$\text{mol C m}^{-2} \text{hour}^{-1}$	$J_E = C_1 \cdot \frac{\text{APAR}}{\text{daylength}}$
for C ₃ -Photosynthesis			$C_1 = \alpha C_3 \cdot T_{\text{stress}} \cdot \left(\frac{p_i - \Gamma_*}{p_i + 2 \cdot \Gamma_*} \right)$

Parameter/Variable	abbreviation	unit	Equation
for C ₄ -Photosynthesis			
internal partial pressure of CO ₂	p_i	Pa	$C_1 = \alpha_{C_4} \cdot T_{\text{stress}} \cdot \left(\frac{\lambda}{\lambda_{\text{max}C_4}} \right)$
ambient partial pressure of CO ₂	p_a	Pa	$p_i = \lambda \cdot p_a$
parameter describing the ratio of the intercellular to the ambient CO ₂ concentration	λ		
PFT-specific temperature inhibition function	T_{stress}		
intrinsic quantum efficiencies for CO ₂ uptake in C ₃ plants	α_{C_3}		
intrinsic quantum efficiencies for CO ₂ uptake in C ₄ plants	α_{C_4}		
CO ₂ compensation point	Γ_*		$\Gamma_* = \frac{[O_2]}{2} \cdot \frac{K_C}{V_m \cdot K_O}$
specificity factor	τ		$\tau = \frac{V_m \cdot K_C}{V_m \cdot K_O}$
Michaelis-Menten constant of CO ₂	K_C		
Michaelis-Menten constant of O ₂	K_O		
partial pressure of O ₂	O_2		
Rubisco-limited photosynthesis rate	J_C	Pa	$J_C = C_2 \cdot V_m$
maximum Rubisco capacity	V_m	mol C m ⁻² hour ⁻¹	$V_m = \frac{1}{b} \cdot \frac{C_1}{C_2} \cdot ((2 \cdot \theta - 1) \cdot s - (2 \cdot \theta \cdot s - C_2) \cdot \sigma) \cdot \text{APAR}$
	σ	gC m ⁻² day ⁻¹	$\sigma = \sqrt{1 - \frac{C_2 - 2}{C_2 - \theta s}}$
	s		$s = 24 / \text{daylength} \cdot b$
	C_2		$C_2 = \frac{p_i - \Gamma_*}{p_i + K_C \left(1 + \frac{[O_2]}{K_O} \right)}$
leaf respiration	R_{leaf}	gC m ⁻² day ⁻¹	$R_{\text{leaf}} = V_m \cdot b$
daily net photosynthesis	A_{nd}	gC m ⁻² day ⁻¹	
dark respiration	R_d	gC m ⁻² day ⁻¹	$R_d = (1 - \text{daylength}/24) \cdot R_{\text{leaf}}$
daily net daytime photosynthesis	A_{dt}	gC m ⁻² day ⁻¹	$A_{\text{dt}} = A_{\text{nd}} + R_d$
canopy conductance	g_c	mm s ⁻¹	$g_c = g_{\text{min}} + \frac{1.6 \cdot A_{\text{dt}}}{p_a(1-\lambda)}$
PFT-specific minimum canopy conductance	g_{min}	mm s ⁻¹	
daily phenology status	phenPFT		phenPFT = $f_{\text{cold}} \cdot f_{\text{light}} \cdot f_{\text{water}} \cdot f_{\text{heat}}$
limited by cold temperatures	f_{cold}		
relation to light	f_{light}		
relation to water availability	f_{water}		
limited by heat stress	f_{heat}		
inflection point of the respective logistic function	b_x		
slope of the respective logistic function	sl _x		
change rate parameter	τ_x		
CN ratio of above-ground tissue	CN _{sapwood}		
CN ratio of below-ground tissue	CN _{root}		
Temperature	$T (T_{\text{air}}, T_{\text{soil}})$	°C	

Parameter/Variable	abbreviation	unit	Equation
phenology	phen _{PFT}		
autotrophic respiration aboveground tissue	R_{sapwood}	$\text{gC m}^{-2} \text{ day}^{-1}$	$R_{\text{sapwood}} = P \cdot r_{\text{PFT}} \cdot k \cdot \frac{C_{\text{sapwood,ind}}}{C_{N_{\text{sapwood}}}} \cdot g(T_{\text{air}})$
autotrophic respiration belowground tissue	R_{root}	$\text{gC m}^{-2} \text{ day}^{-1}$	$R_{\text{root}} = P \cdot r_{\text{PFT}} \cdot k \cdot \frac{C_{\text{root,ind}}}{C_{N_{\text{root}}}} \cdot g(T_{\text{soil}}) \cdot \text{phen}_{\text{PFT}}$
respiration rate	r_{PFT}	$\text{gC gN}^{-1} \text{ day}^{-1}$	
temperature function	$g(T)$		$g(T) = \exp \left[308.56 \cdot \left(\frac{1}{56.02} - \frac{1}{T+46.02} \right) \right]$
leaf respiration	R_{leaf}		$R_{\text{leaf}} = V_m \cdot b$
static parameter	b		
daily net primary production	NPP	$\text{gC m}^{-2} \text{ day}^{-1}$	$\text{NPP} = 0.75 \cdot (\text{GPP} - R_{\text{leaf}} - R_{\text{sapwood}} - R_{\text{root}})$

Plant functional types (PFT)

Parameter/Variable	abbreviation	unit	Equation
leaf mass	$C_{\text{leaf,ind}}$	$\text{gC} \cdot \text{ind}^{-1}$	$\text{LA}_{\text{ind}} = k_{\text{la,sa}} \cdot \text{SA}_{\text{ind}}$
fine root mass	$C_{\text{root,ind}}$	$\text{gC} \cdot \text{ind}^{-1}$	
sapwood mass	$C_{\text{sapwood,ind}}$	$\text{gC} \cdot \text{ind}^{-1}$	
heartwood mass	$C_{\text{heartwood,ind}}$	$\text{gC} \cdot \text{ind}^{-1}$	
average individual leaf area	LA_{ind}	$\text{m}^2 \cdot \text{ind}^{-1}$	
ratio of leaf to sapwood area	$k_{\text{la,sa}}$		
sapwood cross-sectional area	SA_{ind}		
grass leaf biomass	C_{leaf}		
leaf-to-root mass ratio	lr	gC m^{-2}	$C_{\text{leaf}} = \text{lr}_{\text{max}} \cdot \omega \cdot C_{\text{roots}}$ $\text{lr} = \text{lr}_p \cdot W_{\text{supply}} / W_{\text{demand}}$
maximum leaf-to-root mass ratio	lr_{max}		
tree height	H	m	$H = k_{\text{allom2}} \cdot D^{k_{\text{allom3}}}$
stem diameter	D	m	
crown area	CA_{ind}	$\text{m}^2 \cdot \text{ind}^{-1}$	$\text{CA}_{\text{ind}} = k_{\text{allom1}} \cdot D^{k_{\text{rp}}}$
constant wood density	WD	gC m^{-2}	$H = \frac{C_{\text{sapwood,ind}} \cdot k_{\text{la,sa}}}{\text{WD} \cdot C_{\text{leaf,ind}} \cdot \text{SLA}}$
individual leaf area index	LAI_{ind}		$\text{LAI}_{\text{ind}} = \frac{\text{CA}_{\text{ind}}}{C_{\text{leaf,ind}} \cdot \text{SLA}}$
specific leaf area	SLA	$\text{m}^2 \text{ gC}^{-1}$	$\text{SLA} = \frac{2 \times 10^{-4}}{\text{DMC}} \cdot 10^{(\beta_0 - \beta_1 \cdot \log(\alpha_{\text{leaf}}) / \log(10))}$
leaf longevity	α_{leaf}	months	
parameter for SLA calculation	β_0		Kattge et al. (2011)
parameter for SLA calculation	β_1		Kattge et al. (2011)
dry matter carbon content of leaves	DMC		Kattge et al. (2011)
foliar projective cover	FPC_{ind}		$\text{FPC}_{\text{ind}} = 1 - \exp(-k \cdot \text{LAI}_{\text{ind}})$
mean number of individuals per unit area	P	ind m^{-2}	
establishment rate	k_{est}	$\text{saplings m}^{-2} \text{ a}^{-1}$	
background mortality rate	$\text{mort}_{\text{greff}}$	$\text{ind m}^{-2} \text{ a}^{-1}$	$\text{mort}_{\text{greff}} = P \cdot \frac{k_{\text{mort1}}}{1 + k_{\text{mort2}} \cdot \text{greff}}$
yearly growth efficiency	greff		
asymptotic maximum mortality rate	k_{mort1}		

Parameter/Variable	abbreviation	unit	Equation
parameter governing the slope of the relationship between mortality and growth efficiency	$k_{\text{mort}2}$		
heat stress	$\text{mort}_{\text{heat}}$	$\text{ind m}^{-2} \text{ a}^{-1}$	$\text{mort}_{\text{heat}} = P \cdot \frac{\text{gdd}_{\text{tw}}}{\text{twPFT}}$
parameter value of the heat damage function	twPFT		
temperatures above threshold (accumulated)	gdd_{tw}	$^{\circ}\text{C}$	
Nesterov index	$\text{NI}(N_d)$		$\text{NI}(N_d) = \sum_{i \neq d}^{N_d} P(d \leq 3 \text{mm}) T_{\text{max}}(d) \cdot (T_{\text{max}}(d) - T_{\text{dew}}(d))$
daily maximum temperature	T_{max}	$^{\circ}\text{C}$	
dew-point temperature	T_{dew}	$^{\circ}\text{C}$	
positive temperature day	d		
probability of fire spread	P_{spread}		$P_{\text{spread}} = \begin{cases} 1 - \frac{\omega_0}{m_e}, & \omega_0 \leq m_e \\ 0, & \omega_0 > m_e \end{cases}$
litter moisture	ω_0		
moisture of extinction	m_e		
fire danger index	FDI		$\text{FDI} = \max \left\{ 0, 1 - \frac{1}{m_e} \cdot \exp \left(-\text{NI} \cdot \sum_{p=1}^n \frac{\alpha_p}{n} \right) \right\}$
slope of the probability risk function	α_p		
Human-caused ignitions	$n_{h,\text{ig}}$	ind km^{-2}	$n_{h,\text{ig}} = P_D \cdot k(P_D) \cdot a(N_D) / 100$
population density	P_D		$k(P_D) = 30.0 \cdot \exp(-0.5 \cdot \sqrt{P_D})$
propensity of people to produce ignition events	$a(N_D)$	ignitions individual $^{-1} \text{ d}^{-1}$	$a(N_D) = \frac{N_{h,\text{obs}}}{t_{\text{obs}} \cdot \text{LFS} \cdot P_D}$
average number of human-caused fires	$N_{h,\text{obs}}$		
observation years	t_{obs}		
grid cell area	A	m^2	$A_b = \min(E(n_{\text{ig}}) \cdot \text{FDI} \cdot A_f, A)$
mean fire area	a_f	ha	$\bar{a}_f = \frac{\pi \cdot D_T^2}{10000}$
independent estimates of the numbers of lightning	$n_{l,\text{ig}}$		
human-caused ignition events	$n_{h,\text{ig}}$		
forward rate of spread	$\text{ROS}_{f,\text{surface}}$	m min^{-1}	$\text{ROS}_{f,\text{surface}} = \frac{I_R \cdot \zeta \cdot (1 + \Phi_w)}{\rho_b \cdot \epsilon \cdot Q_{\text{ig}}}$
reaction intensity	I_R	$\text{kJ m}^{-2} \text{ min}^{-1}$	
propagating flux ratio	ζ		
multiplier that accounts for the effect of wind	Φ_w		
fuel bulk density	ρ_b	kg m^{-3}	
effective heating number	ϵ		
heat of pre-ignition	Q_{ig}	kJ kg^{-1}	
fire duration	t_{fire}	min	$t_{\text{fire}} = \frac{241}{1 + 240 \cdot \exp(-11.06 \cdot \text{FDI})}$
length to breadth ratio of elliptical fire	L_B		
length of major axis	D_T	m	$D_T = \text{ROS}_{f,\text{surface}} \cdot t_{\text{fire}} + \text{ROS}_{b,\text{surface}} \cdot t_{\text{fire}}$
surface as the backward rate of spread	ROS_b		
crown damage	CK		$P_m(\text{CK}) = r_{\text{CK}} \cdot \text{CK}^p$

Parameter/Variable	abbreviation	unit	Equation
resistance factor	r_{CK}	0-1	
Crop functional types (CFT)			
phenological heat unit	PHU		$\text{PHU} = -0.1081 \cdot (\text{sdate} - \text{keyday})^2 + 3.1633 \cdot (\text{sdate} - \text{keyday}) + \text{PHU}_{w_{\text{high}}}$
harvest indices	HI_{opt}		
heat units	HU		$\text{HU}_{\text{sum}} = \sum_{t'=s_{\text{date}}}^t \text{HU}_{t'} \cdot v_{\text{rf}} \cdot p_{\text{rf}}$
heat units accumulated	HU_{sum}		$\text{fPHU} = \text{HU}_{\text{sum}} / \text{PHU}$
phenological development stage	fPHU		
reduction factor for vernalization	v_{rf}		$v_{\text{rf}} = (\text{vdsun} - 10.0) / (\text{PVD} - 10.0)$
reduction factor for photoperiod	p_{rf}		$p_{\text{rf}} = (1 - p_{\text{sens}}) \cdot \min(1, \max(0, (\text{daylength} - p_b) / (p_s - p_b))) + p_{\text{sens}}$
day of solstice	keyday		
minimum base temperature for the accumulation of heat unit	$T_{\text{base}_{\text{c},w}}$		
20-year moving average annual temperature	atemp20		
CFT-specific scaling factor	pf_{CFT}		
Vernalization requirements	PVD		$\text{PVD} = \text{vern}_{\text{date20}} - \text{sdate} - \text{pPVD}_{\text{CFT}}, \quad 0 \leq \text{PVD} \leq 60$
CFT-specific vernalization factor	pPVD_{CFT}		
julian day of the year of sowing	sdate		
multi-annual average of the first day of the year when temperatures rise above a CFT-specific vernalization threshold	$\text{vern}_{\text{date20}}$		
effective number of vernalizing days	vdsum		
parametrized sensitivity to photoperiod	p_{sens}		
duration of daylight (sunrise to sunset)	daylength	hours	
base photoperiod	p_b	hours	
aturation photoperiod	p_s	hours	
maximum leaf area index	LAI_{max}	hours	
fraction of total biomass that is allocated to the roots	f_{root}		$f_{\text{root}} = \frac{0.4 - (0.3 \cdot \text{fPHU}) \cdot \text{wdf}}{\text{wdf} + \exp(6.13 - 0.0883 \cdot \text{wdf})}$
ratio between accumulated daily transpiration and accumulated daily water demand	wdf		
onset of senescence	ssn		
turning points in the phenological development	fPHU_c , fPHU_k		

Parameter/Variable	abbreviation	unit	Equation
corresponding fraction of the maximum green LAI	$fLAI_{max,e}$ $fLAI_{max,k}$ $fPHU_{sen}$		$fLAI_{max} = \frac{fPHU}{fPHU + c \cdot (\frac{c}{k})} \frac{fPHU_c - fPHU}{fPHU_k - fPHU_c}$
onset of senescence as point in the phenological development	$LAI_{inc,t}$ $fLAI_{max}$ LAI		$LAI_{inc,t} = (fLAI_{max,t} - fLAI_{max,t-1}) \cdot LAI_{max}$
daily increment maximum green LAI	HI fHI_{opt}		$LAI_t = \sum_{t'=sdate}^t LAI_{inc,t'} \cdot \omega$ $HI = \begin{cases} fHI_{opt} \cdot HI_{opt}, & \text{if } HI_{opt} \geq 1 \\ fHI_{opt} \cdot (HI_{opt} - 1.0) + 1.0, & \text{otherwise} \end{cases}$
harvest index	C_{so} C_{pool}	$gC\ m^{-2}$ $gC\ m^{-2}$	$fHI_{opt} = 100 \cdot fPHU / (100 \cdot fPHU + \exp(11.1 - 10.0 \cdot fPHU))$ $C_{so} = HI \cdot (C_{leaf} + C_{so} + C_{pool})$
storage organ Excess biomass			
Soil and litter carbon pools			
heterotrophic respiration	R_h	$gC\ m^{-2}\ day^{-1}$	$R_h = R_{h,litter} + R_{h,fastSoil} + R_{h,slowSoil}$
carbon pool size of soil or litter per layer	C_l	$gC\ m^{-2}\ layer^{-1}$	$\frac{dC_l}{dt} = -k(l) \cdot C_l$
decomposition rates for litter	k	$a^{-1}\ layer^{-1}$	$k(l,p) = \frac{1}{\tau_{10}(p)} \cdot g(T_{soil}) \cdot f(\theta)$
mean residence time	τ_{10}	a	
soil volume fraction of the layer	θ		
fraction of soil organic carbon per layer	Cf_l		$Cf(l) = 10^{k_{soc} \cdot \log_{10}(d(l))}$
relative share of the layer l	$d(l)$	mm	
soil layer depth	k_{soc}	mm	
total amount of soil carbon	$C_{s,total}$	gC	$C_l = \sum_{PFT=1}^{n_{PFT}} k_{soc,PFT} \cdot C_{s,total}$
mean annual decomposition rate	k_{mean}	$gC\ a^{-1}$	$k_{mean,PFT} = \sum_{l=1}^{n_{soil}} (k_{mean,l}) \cdot Cf_l(l,PFT)$
mean decomposition rate for each PFT	$k_{meanPFT}$		$C_{shift}(l,PFT) = \frac{k_{meanPFT}}{k_{meanPFT}}$
annual carbon shift rates	C_{shift}	a^{-1}	$infil = Pr \cdot \sqrt{1 - \frac{SW_{(0)} - WPW_{(0)}}{W_{sat(0)} - WPW_{(0)}}}$
infiltration rate of rain water into the soil	infil	mm	
Water balance			
soil water content at saturation	W_{sat}	mm	
soil water content at wilting point	W_{pwp}	mm	
total actual soil water content	SW	mm	

Parameter/Variable	abbreviation	unit	Equation
daily precipitation	Pr	mm	routed in 4 mm portion in the infiltration equation
soil water content between saturation and field capacity	FW	mm	
soil layer	l	mm	
travel time through the soil layer	TT	hours	$TT(t) = \frac{FW(t)}{HC(t)}$
hydraulic conductivity	HC	mm h ⁻¹	$HC(t) = K_{s(t)} \cdot \left(\frac{SW(t)}{W_{sat}(t)} \right)^{\beta(t)}$
saturated conductivity	K_s	mm h ⁻¹	
percolation	perc	mm day ⁻¹	$perc(t) = FW(t, t) \cdot \left[1 - \exp\left(\frac{-\Delta t}{TT(t)}\right) \right]$
Interception	I	mm day ⁻¹	$I = \sum_{l=1}^{n_{PFT}} I_{PFT} \cdot LAI_{PFT} \cdot Pr$
PFT-specific interception storage parameter	I_{PFT}	mm day ⁻¹	
PFT-specific leaf area per unit of grid cell area	LAI_{PFT}	mm day ⁻¹	
daily precipitation	Pr	mm day ⁻¹	
Soil evaporation	E_s	mm day ⁻¹	
vegetation cover	f_v	%	
evaporation-available soil water	w_{evap}	mm day ⁻¹	
plant transpiration	E_T	mm day ⁻¹	$E_T = \min(S, D) \cdot f_v$
daily water stress	ω	mm day ⁻¹	
Soil water supply	S	mm day ⁻¹	$S = E_{max} \cdot w_r \cdot phen_{PFT}$
PFT-specific maximum water transport capacity	E_{max}	mm day ⁻¹	
water accessible for plants	w_r	mm day ⁻¹	$w_r = \sum_{l=1}^{n_{soil}} w_l \cdot rootdist_l$
relative water content at field capacity	w	mm	rootdist = $1 - \beta_{root}^z$
fraction of roots from surface to z	rootdist	mm	
soil depth	z	mm	
root distribution parameter	β_{root}	mm	
fraction of water that corresponds to their foliage	S_{PFT}	gC m ⁻²	$S_{PFT} = S \cdot FPC_{PFT}$
projected cover	bm_{root}	gC m ⁻²	
root biomass	D	gC m ⁻²	$D = (1.0 - wet) \cdot E_{eq} \cdot \alpha_m / (1 + g_m / g_c)$
Atmospheric demand	α_m	gC m ⁻²	
maximum Priestley-Taylor coefficient	g_m	gC m ⁻²	
conductance scaling factor	wet	gC m ⁻²	
fraction of E_{eq} that was used to vaporize intercepted water from the canopy	L	gC m ⁻²	
homogeneous segments of length	Q_{out}	gC m ⁻²	$Q_{out}(t) = Q_{in} \cdot \frac{1}{K \cdot \Gamma(n)} \left(\frac{t}{K} \right)^{n-1} \cdot \exp(-t/K)$
outflow of a linear reservoir cascade	Q_{in}	gC m ⁻²	
instantaneous inflow	Q_{in}	gC m ⁻²	

Parameter/Variable	abbreviation	unit	Equation
gamma function	$\Gamma(n)$		
storage parameter	K	km	$K = \frac{L}{v}$
linear reservoir segment of length	L	m s^{-1}	
flow velocity	v	mm	$\text{NIR} = W_{fc} - w_a - w_{ice}, \quad \text{NIR} \geq 0$
CFT-specific irrigation threshold	it	mm	
amount of water required in the upper 50 cm soil	NIR	mm	
available soil water	w_a	mm	
frozen soil water	w_{ice}	mm	
water at field capacity	W_{fc}	mm	
conveyance efficiency	E_c	mm	
application requirements	AR	mm	$\text{AR} = W_{\text{sat}} - W_{fc} - W_{\text{pwp}} \cdot d_u - w_{fw}, \quad \text{AR} \geq 0$
gross irrigation requirements	GIR	mm	$\text{GIR} = \frac{\text{NIR} + \text{AR} - \text{Store}}{E_c}$
storage buffer	Store		
water distribution uniformity scalar	d_u		
available free water	w_{fw}	mm	
annual variation coefficients for precipitation	CV_{prec}		
annual variation coefficients for temperature	CV_{temp}		
biomass after the last harvest event	MC_{leaf}	gC m^{-2}	

References

- Asseng, S., Brisson, N., Basso, B., Martre, P., Aggarwal, P. K., Angulo, C., Bertuzzi, P., Biernath, C., Challinor, A. J., Doltra, J., Gayler, S., Goldberg, R., Grant, R., Heng, L., Hooker, J., Hunt, L. A., Ingwersen, J., Izaurralde, R. C., Kersebaum, K. C., Müller, C., Kumar, S. N., Nendel, C., Leary, G. O., Olesen, J. E., Osborne, T. M., Palosuo, T., Priesack, E., Ripoche, D., Semenov, M. A., Shcherbak, I., Steduto, P., Stöckle, C., Stratonovitch, P., Streck, T., Supit, I., Tao, F., Travasso, M., Waha, K., Wallach, D., Williams, J. R., and Wolf, J.: Uncertainty in simulating wheat yields under climate change - Supplementary Information, *Nature Climate Change*, doi:10.1038/NCLIMATE1916, 2013.
- Asseng, S., Ewert, F., Martre, P., Rotter, R. P., Lobell, D. B., Cammarano, D., Kimball, B. A., Ottman, M. J., Wall, G. W., White, J. W., Reynolds, M. P., Alderman, P. D., Prasad, P. V. V., Aggarwal, P. K., Anothai, J., Basso, B., Biernath, C., Challinor, A. J., De Sanctis, G., Doltra, J., Fereres, E., Garcia-Vila, M., Gayler, S., Hoogenboom, G., Hunt, L. A., Izaurralde, R. C., Jabloun, M., Jones, C. D., Kersebaum, K. C., Koehler, A.-K., Muller, C., Naresh Kumar, S., Nendel, C., O'Leary, G., Olesen, J. E., Palosuo, T., Priesack, E., Eyshi Rezaei, E., Ruane, A. C., Semenov, M. A., Shcherbak, I., Stockle, C., Stratonovitch, P., Streck, T., Supit, I., Tao, F., Thorburn, P. J., Waha, K., Wang, E., Wallach, D., Wolf, J., Zhao, Z., and Zhu, Y.: Rising temperatures reduce global wheat production, *Nature Clim. Change*, 5, 143–147, doi:10.1038/nclimate2470, 2015.
- Bassu, S., Brisson, N., Durand, J.-L., Boote, K., Lizaso, J., Jones, J. W., Rosenzweig, C., Ruane, A. C., Adam, M., Baron, C., Basso, B., Biernath, C., Boogaard, H., Conijn, S., Corbeels, M., Deryng, D., De Sanctis, G., Gayler, S., Grassini, P., Hatfield, J., Hoek, S., Izaurralde, C., Jongschaap, R., Kemanian, A. R., Kersebaum, K. C., Kim, S.-H., Kumar, N. S., Makowski, D., Müller, C., Nendel, C., Priesack, E., Pravia, M. V., Sau, F., Shcherbak, I., Tao, F., Teixeira, E., Timlin, D., and Waha, K.: How do various maize crop models vary in their responses to climate change factors?, *Global change biology*, doi:10.1111/gcb.12520, 2014.
- Becker, A., Finger, P., Meyer-Christoffer, A., Rudolf, B., Schamm, K., Schneider, U., and Ziese, M.: A description of the global land-surface precipitation data products of the Global Precipitation Climatology Centre with sample applications including centennial (trend) analysis from 1901–present, *Earth System Science Data*, 5, 71–99, doi:10.5194/essd-5-71-2013, <http://www.earth-syst-sci-data.net/5/71/2013/>, 2013.
- Beer, C., Lucht, W., Gerten, D., Thonicke, K., and Schmulilius, C.: Effects of soil freezing and thawing on vegetation carbon density in Siberia: A modeling analysis with the Lund-Potsdam-Jena Dynamic Global Vegetation Model (LPJ-DGVM), *Global Biogeochem. Cycles*, 21, GB1012, doi:10.1029/2006GB002760, 2007.
- Beringer, T., Lucht, W., and Schaphoff, S.: Bioenergy production potential of global biomass plantations under environmental and agricultural constraints, *GCB Bioenergy*, 3, 299–312, doi:10.1111/j.1757-1707.2010.01088.x, 2011.
- Biemans, H., Hutjes, R. W. a., Kabat, P., Strengers, B. J., Gerten, D., and Rost, S.: Effects of Precipitation Uncertainty on Discharge Calculations for Main River Basins, *Journal of Hydrometeorology*, 10, 1011–1025, doi:10.1175/2008JHM1067.1, 2009.
- Biemans, H., Haddeland, I., Kabat, P., Ludwig, F., Hutjes, R. W. a., Heinke, J., von Bloh, W., and Gerten, D.: Impact of reservoirs on river discharge and irrigation water supply during the 20th century, *Water Resources Research*, 47, W03 509, doi:10.1029/2009WR008929, 2011.
- Biemans, H., Speelman, L., Ludwig, F., Moors, E., Wiltshire, A., Kumar, P., Gerten, D., and Kabat, P.: Future water resources for food production in five South Asian river basins and potential for adaptation — A modeling study, *Changing water resources availability in Northern India with respect to Himalayan glacier retreat and changing monsoon patterns: consequences and adaptation*, 468–469, Supplement, S117–S131, doi:10.1016/j.scitotenv.2013.05.092, 2013.
- Boisier, J., de Noblet-Ducoudré, N., Pitman, A., Cruz, F., Delire, C., van den Hurk, B., van der Molen, M., Müller, C., and Voldoire, A.: Attributing the biogeophysical impacts of Land-Use induced Land-Cover Changes on surface climate to specific causes. Results from the first LUCID set of simulations, *J. Geophys. Res.*, 117, D12 116, doi:10.1029/2011JD017106, 2012.
- Brovkin, V., van Bodegom, P. M., Kleinen, T., Wirth, C., Cornwell, W. K., Cornelissen, J. H. C., and Kattge, J.: Plant-driven variation in decomposition rates improves projections of global litter stock distribution, *Biogeosciences*, 9, 565–576, doi:10.5194/bg-9-565-2012, 2012.
- Cammarano, D., Rötter, R. P., Asseng, S., Ewert, F., Wallach, D., Martre, P., Hatfield, J. L., Jones, J. W., Rosenzweig, C., and Ruane, A. C.: Uncertainty of wheat water use: Simulated patterns and sensitivity to temperature and CO₂, *Field Crops Research*, 198, 80–92, doi:10.1016/j.fcr.2016.08.015, 2016.
- Dass, P., Müller, C., Brovkin, V., and Cramer, W.: Can bioenergy cropping compensate high carbon emissions from large-scale deforestation of high latitudes?, *Earth System Dynamics*, 4, 409–424, doi:10.5194/esd-4-409-2013, 2013.
- de Noblet-Ducoudré, N., Boisier, J.-P., Pitman, A., Bonan, G. B., Brovkin, V., Cruz, F., Delire, C., Gayler, V., van den Hurk, B. J. J. M., Lawrence, P. J., van der Molen, M. K., Müller, C., Reick, C. H., Strengers, B. J., and Voldoire, A.: Determining Robust Impacts of Land-Use-Induced Land Cover Changes on Surface Climate over North America and Eurasia: Results from the First Set of LUCID Experiments, *Journal of Climate*, 25, 3261–3281, doi:10.1175/JCLI-D-11-00338.1, 2012.
- De Vries, D.: The physics of plant environments, *Environmental control of plant growth*, pp. 5–22, 1963.
- Dee, D. P., Uppala, S. M., Simmons, A. J., Berrisford, P., Poli, P., Kobayashi, S., Andrae, U., Balmaseda, M. A., Balsamo, G., Bauer, P., Bechtold, P., Beljaars, A. C. M., van de Berg, L., Bidlot, J., Bormann, N., Delsol, C., Dragani, R., Fuentes, M., Geer, A. J., Haimberger, L., Healy, S. B., Hersbach, H., Hólm, E. V., Isaksen, I., Kållberg, P., Köhler, M., Matricardi, M., McNally, A. P., Monge-Sanz, B. M., Morcrette, J.-J., Park, B.-K., Peubey, C., de Rosnay, P., Tavolato, C., Thépaut, J.-N., and Vitart, F.: The ERA-Interim reanalysis: configuration and performance of the data assimilation system, *Quarterly Journal of the Royal Meteorological Society*, 137, 553–597, doi:10.1002/qj.828, <http://dx.doi.org/10.1002/qj.828>, 2011.
- Deryng, D., Elliott, J., Folberth, C., Muller, C., Pugh, T. A. M., Boote, K. J., Conway, D., Ruane, A. C., Gerten, D., Jones, J. W., Khabarov, N., Olin, S., Schaphoff, S., Schmid, E., Yang, H., and Rosenzweig, C.: Regional disparities in the benefi-

- cial effects of rising CO₂ concentrations on crop water productivity, *Nature Clim. Change*, advance online publication, doi:10.1038/nclimate2995, 2016.
- Dietrich, J. P., Schmitz, C., Müller, C., Fader, M., Lotze-Campen, H., and Popp, A.: Measuring agricultural land-use intensity – A global analysis using a model-assisted approach, *Ecological Modelling*, 232, 109–118, doi:10.1016/j.ecolmodel.2012.03.002, 2012.
- Durand, J.-L., Delusca, K., Boote, K., Lizaso, J., Manderscheid, R., Weigel, H. J., Ruane, A. C., Rosenzweig, C., Jones, J., Ahuja, L., Anapalli, S., Basso, B., Baron, C., Bertuzzi, P., Bier-nath, C., Deryng, D., Ewert, F., Gaiser, T., Gayler, S., Hein-lein, F., Kersebaum, K. C., Kim, S.-H., and M, C.: How accurately do maize crop models simulate the interactions of atmospheric CO₂ concentration levels with limited water supply on water use and yield?, *European Journal of Agronomy*, pp. –, doi:https://doi.org/10.1016/j.eja.2017.01.002, 2017.
- Elliott, J., Deryng, D., Müller, C., Frieler, K., Konzmann, M., Gerten, D., Glotter, M., Flörke, M., Wada, Y., Best, N., Eis-ner, S., Fekete, B. M., Folberth, C., Foster, I., Gosling, S. N., Haddeland, I., Khabarov, N., Ludwig, F., Masaki, Y., Olin, S., Rosenzweig, C., Ruane, A. C., Satoh, Y., Schmid, E., Stacke, T., Tang, Q., and Wisser, D.: Constraints and potentials of future irrigation water availability on agricultural production under climate change, *Proceedings of the National Academy of Sciences*, 111, 3239–3244, doi:10.1073/pnas.1222474110, http://www.pnas.org/content/111/9/3239.abstract, 2014.
- Fader, M., Rost, S., Müller, C., Bondeau, A., and Gerten, D.: Virtual water content of temperate cereals and maize: Present and potential future patterns, *Journal of Hydrology*, 384, 218–231, doi:10.1016/j.jhydrol.2009.12.011, 2010.
- Fader, M., Gerten, D., Thammer, M., Heinke, J., Lotze-Campen, H., Lucht, W., and Cramer, W.: Internal and external green-blue agricultural water footprints of nations, and related water and land savings through trade, *Hydrology and Earth System Sciences Discussions*, 8, 483–527, doi:10.5194/hessd-8-483-2011, 2011.
- Fader, M., Gerten, D., Krause, M., Lucht, W., and Cramer, W.: Spatial decoupling of agricultural production and consumption: quantifying dependences of countries on food imports due to domestic land and water constraints, *Environmental Research Letters*, 8, 014 046, doi:10.1088/1748-9326/8/1/014046, 2013.
- Fader, M., von Bloh, W., Shi, S., Bondeau, A., and Cramer, W.: Modelling Mediterranean agro-ecosystems by including agricultural trees in the LPJmL model, *Geoscientific Model Develop-ment*, 8, 3545–3561, doi:10.5194/gmd-8-3545-2015, 2015.
- FAO/IIASA/ISRIC/ISSCAS/JRC: Harmonized World Soil Database (version 1.2)., <http://www.iiasa.ac.at/Research/LUC/External-World-soil-database/HTML/>, 2012.
- Forkel, M., Carvalhais, N., Schaphoff, S., v. Bloh, W., Migliavacca, M., Thurner, M., and Thonicke, K.: Identifying environmental controls on vegetation greenness phenology through model–data integration, *Biogeosciences*, 11, 7025–7050, doi:10.5194/bg-11-7025-2014, <http://www.biogeosciences.net/11/7025/2014/>, 2014.
- Forkel, M., Migliavacca, M., Thonicke, K., Reichstein, M., Schaphoff, S., Weber, U., and Carvalhais, N.: Codominant water control on global interannual variability and trends in land surface phenology and greenness, *Global Change Biology*, 21, 3414–3435, doi:10.1111/gcb.12950, 2015.
- Forkel, M., Carvalhais, N., Rödenbeck, C., Keeling, R., Heimann, M., Thonicke, K., Zaehle, S., and Reich-stein, M.: Enhanced seasonal CO₂ exchange caused by amplified plant productivity in northern ecosystems, *Science*, 351, 696, doi:10.1126/science.aac4971, <http://science.sciencemag.org/content/351/6274/696.abstract>, 2016.
- Franck, S., von Bloh, W., Müller, C., Bondeau, A., and Sakschewski, B.: Harvesting the sun: New estimations of the maximum population of planet Earth, *Ecological Modelling*, 222, 2019–2026, doi:10.1016/j.ecolmodel.2011.03.030, 2011.
- Gerten, D., Schaphoff, S., and Lucht, W.: Potential future changes in water limitations of the terrestrial biosphere, *Climatic Change*, 80, 277–299, doi:10.1007/s10584-006-9104-8, 2007.
- Gerten, D., Luo, Y., Le Maire, G., Parton, W. J., Keough, C., Weng, E., Beier, C., Ciais, P., Cramer, W., and Dukes, J. S.: Modelled effects of precipitation on ecosystem carbon and water dynamics in different climatic zones, *Global Change Biology*, 14, 2365–2379, doi:10.1111/j.1365-2486.2008.01651.x, 2008a.
- Gerten, D., Rost, S., von Bloh, W., and Lucht, W.: Causes of change in 20th century global river discharge, *Geophysical Research Letters*, 35, 1–5, doi:10.1029/2008GL035258, 2008b.
- Gerten, D., Heinke, J., Hoff, H., Biemans, H., Fader, M., and Waha, K.: Global water availability and requirements for future food production, *Journal of Hydrometeorology*, p. 110531121709055, doi:10.1175/2011JHM1328.1, 2011.
- Gerten, D., Hoff, H., Rockström, J., Jägermeyr, J., Kumm, M., and Pastor, A. V.: Towards a revised planetary boundary for consumptive freshwater use: role of environmental flow require-ments, *Current Opinion in Environmental Sustainability*, 5, 551–558, doi:10.1016/j.cosust.2013.11.001, 2013a.
- Gerten, D., Lucht, W., Ostberg, S., Heinke, J., Kowarsch, M., Kreft, H., Kundzewicz, Z. W., Rastgooy, J., Warren, R., and Schellnhu-ber, H. J.: Asynchronous exposure to global warming: freshwa-ter resources and terrestrial ecosystems, *Environmental Research Letters*, 8, 034 032, doi:10.1088/1748-9326/8/3/034032, 2013b.
- Gumpenberger, M., Vohland, K., Heyder, U., Poulter, B., Macey, K., Anja Rammig, Popp, A., and Cramer, W.: Predicting pan-tropical climate change induced forest stock gains and losses—implications for REDD, *Environmental Research Letters*, 5, 014 013, doi:10.1088/1748-9326/5/1/014013, 2010.
- Haberl, H., Erb, K.-H., Krausmann, F., Bondeau, A., Lauk, C., Müller, C., Plutzer, C., and Steinberger, J. K.: Global bioenergy potentials from agricultural land in 2050: Sensitivity to climate change, diets and yields, *Biomass and bioenergy*, 35, 4753–4769, doi:10.1016/j.biombioe.2011.04.035, 2011.
- Haddeland, I., Clark, D. B., Franssen, W., Ludwig, F., Voß, F., Arnell, N. W., Bertrand, N., Best, M., Folwell, S., Gerten, D., Gomes, S., Gosling, S. N., Hagemann, S., Hanasaki, N., Hard-ing, R., Heinke, J., Kabat, P., Koirala, S., Oki, T., Polcher, J., Stacke, T., Viterbo, P., Weedon, G. P., and Yeh, P.: Multi-model Estimate of the Global Terrestrial Water Balance: Setup and First Results, *Journal of Hydrometeorology*, 12, 869–884, doi:10.1175/2011JHM1324.1, 2011.
- Harris, I., Jones, P., Osborn, T., and Lister, D.: Updated high-resolution grids of monthly climatic observations – the CRU

- TS3.10 Dataset, *International Journal of Climatology*, 34, 623–642, doi:10.1002/joc.3711, 2014.
- Haxeltine, A. and Prentice, I. C.: A General Model for the Light-Use Efficiency of Primary Production, *Functional Ecology*, 10, 551–561, doi:10.2307/2390165, 1996.
- Heyder, U., Schaphoff, S., Gerten, D., and Lucht, W.: Risk of severe climate change impact on the terrestrial biosphere, *Environmental Research Letters*, 6, 034 036, doi:10.1088/1748-9326/6/3/034036, <http://stacks.iop.org/1748-9326/6/i=3/a=034036>, 2011.
- Jägermeyr, J., Gerten, D., Lucht, W., Hostert, P., Migliavacca, M., and Nemani, R.: A high-resolution approach to estimating ecosystem respiration at continental scales using operational satellite data, *Global change biology*, 20, 1191–1210, doi:10.1111/gcb.12443, 2014.
- Jägermeyr, J., Gerten, D., Heinke, J., Schaphoff, S., Kummu, M., and Lucht, W.: Water savings potentials of irrigation systems: global simulation of processes and linkages, *Hydrology and Earth System Sciences*, 19, 3073–3091, doi:10.5194/hess-19-3073-2015, 2015.
- Jägermeyr, J., Gerten, D., Schaphoff, S., Heinke, J., Lucht, W., and Rockström, J.: Integrated crop water management might sustainably halve the global food gap, *Environmental Research Letters*, 11, 025 002, doi:10.1088/1748-9326/11/2/025002, 2016.
- Jägermeyr, J., Pastor, A., Biemans, h., and Gerten, D.: Reconciling irrigated food production with environmental flows for Sustainable Development Goals implementation, *Nature Communications*, 8, doi:10.1038/ncomms15900, 2017.
- Jiang, Y., Zhuang, Q., Schaphoff, S., Sitch, S., Sokolov, A., Kicklighter, D., and Melillo, J.: Uncertainty analysis of vegetation distribution in the northern high latitudes during the 21st century with a dynamic vegetation model, *Ecology and Evolution*, 2, 593–614, doi:10.1002/ece3.85, 2012.
- Jung, M., Verstraete, M., Gobron, N., Reichstein, M., Papale, D., Bondeau, A., Robustelli, M., and Pinty, B.: Diagnostic assessment of European gross primary production, *Global Change Biology*, 14, 2349–2364, doi:10.1111/j.1365-2486.2008.01647.x, 2008.
- Jung, M., Reichstein, M., Ciais, P., Seneviratne, S. I., Sheffield, J., Goulden, M. L., Bonan, G., Cescatti, A., Chen, J., and De Jeu, R.: Recent decline in the global land evapotranspiration trend due to limited moisture supply, *Nature*, 467, 951–954, doi:10.1038/nature09396, 2010.
- Kalnay, E., Kanamitsu, M., Kistler, R., Collins, W., Deaven, D., Gandin, L., Iredell, M., Saha, S., White, G., Woollen, J., Zhu, Y., Leetmaa, A., Reynolds, R., Chelliah, M., Ebisuzaki, W., Higgins, W., Janowiak, J., Mo, K. C., Ropelewski, C., Wang, J., Jenne, R., and Joseph, D.: The NCEP/NCAR 40-Year Reanalysis Project, *Bulletin of the American Meteorological Society*, 77, 437–471, doi:10.1175/1520-0477(1996)077<0437:TNYRP>2.0.CO;2, [https://doi.org/10.1175/1520-0477\(1996\)077<0437:TNYRP>2.0.CO;2](https://doi.org/10.1175/1520-0477(1996)077<0437:TNYRP>2.0.CO;2), 1996.
- Kattge, J., Díaz, S., Lavorel, S., Prentice, I. C., Leadley, P., Bönsch, G., Garnier, E., Westoby, M., Reich, P. B., Wright, I. J., Cornelissen, J. H. C., Violle, C., Harrison, S. P., Van BODEGOM, P. M., Reichstein, M., Enquist, B. J., Soudzilovskaia, N. A., Ackerly, D. D., Anand, M., Atkin, O., Bahn, M., Baker, T. R., Baldocchi, D., Bekker, R., Blanco, C. C., Blonder, B., Bond, W. J., Bradstock, R., Bunker, D. E., Casanoves, F., Cavender-
- Bares, J., Chambers, J. Q., Chapin Iii, F. S., Chave, J., Coomes, D., Cornwell, W. K., Craine, J. M., Dobrin, B. H., Duarte, L., Durka, W., Elser, J., Esser, G., Estiarte, M., Fagan, W. F., Fang, J., Fernández-Méndez, F., Fidelis, A., Finegan, B., Flores, O., Ford, H., Frank, D., Freschet, G. T., Fyllas, N. M., Gallagher, R. V., Green, W. A., Gutierrez, A. G., Hickler, T., Higgins, S. I., Hodgson, J. G., Jalili, A., Jansen, S., Joly, C. A., Kerkhoff, A. J., Kirkup, D., Kitajima, K., Kleyer, M., Klotz, S., Knops, J. M. H., Kramer, K., Kühn, I., Kurokawa, H., Laughlin, D., Lee, T. D., Leishman, M., Lens, F., Lenz, T., Lewis, S. L., Lloyd, J., Llusià, J., Louault, F., Ma, S., Mahecha, M. D., Manning, P., Massad, T., Medlyn, B. E., Messier, J., Moles, A. T., Müller, S. C., Nadrowski, K., Naeem, S., Niinemets, Ü., Nöllert, S., Nüske, A., Ogaya, R., Oleksyn, J., Onipchenko, V. G., Onoda, Y., Ordoñez, J., Overbeck, G., Ozinga, W. A., Patiño, S., Paula, S., Pausas, J. G., Peñuelas, J., Phillips, O. L., Pillar, V., Poorter, H., Poorter, L., Poschlod, P., Prinzing, A., Proulx, R., Rammig, A., Reinsch, S., Reu, B., Sack, L., Salgado-Negret, B., Sardans, J., Shiodera, S., Shipley, B., Siefert, A., Sosinski, E., Soussana, J.-F., Swaine, E., Swenson, N., Thompson, K., Thornton, P., Waldram, M., Weiher, E., White, M., White, S., Wright, S. J., Yguel, B., Zaehle, S., Zanne, A. E., and Wirth, C.: TRY – a global database of plant traits, *Global Change Biology*, 17, 2905–2935, doi:10.1111/j.1365-2486.2011.02451.x, 2011.
- Kollas, C., Kersebaum, K. C., Nendel, C., Manevski, K., Müller, C., Palosuo, T., Armas-Herrera, C. M., Beaudoin, N., Bindi, M., Charfeddine, M., Conrad, T., Constantin, J., Eitzinger, J., Ewert, F., Ferrise, R., Gaiser, T., Cortazar-Atauri, I. G. d., Giglio, L., Hlavinka, P., Hoffmann, H., Hoffmann, M. P., Launay, M., Manderscheid, R., Mary, B., Mirschel, W., Moriondo, M., Olesen, J. E., Öztürk, I., Pacholski, A., Ripoche-Wachter, D., Roggero, P. P., Roncossek, S., Rötter, R. P., Ruget, F., Sharif, B., Trnka, M., Ventrella, D., Waha, K., Wegehenkel, M., Weigel, H.-J., and Wu, L.: Crop rotation modelling—A European model intercomparison, *European Journal of Agronomy*, 70, 98–111, doi:10.1016/j.eja.2015.06.007, 2015.
- Konzmann, M., Gerten, D., and Heinke, J.: Climate impacts on global irrigation requirements under 19 GCMs, simulated with a vegetation and hydrology model, *Hydrological Sciences Journal*, 58, 88–105, doi:10.1080/02626667.2013.746495, 2013.
- Kummu, M., Gerten, D., Heinke, J., Konzmann, M., and Varis, O.: Climate-driven interannual variability of water scarcity in food production potential: a global analysis, *Hydrology and Earth System Sciences*, 18, 447–461, doi:10.5194/hess-18-447-2014, 2014.
- Langerwisch, F., Rost, S., Gerten, D., Poulter, B., Rammig, A., and Cramer, W.: Potential effects of climate change on inundation patterns in the Amazon Basin, *Hydrol. Earth Syst. Sci.*, 17, 2247–2262, doi:10.5194/hess-17-2247-2013, 2013.
- Lapola, D. M., Oyama, M. D., and Nobre, C. A.: Exploring the range of climate biome projections for tropical South America: The role of CO₂ fertilization and seasonality, *Global Biogeochem. Cycles*, 23, GB3003, doi:10.1029/2008GB003357, 2009.
- Lehner, B. and Döll, P.: Development and validation of a global database of lakes, reservoirs and wetlands, *Journal of Hydrology*, 296, 1 – 22, doi:http://dx.doi.org/10.1016/j.jhydrol.2004.03.028, <http://www.sciencedirect.com/science/article/pii/S0022169404001404>, 2004.

- Lehner, B., Liermann, C. R., Revenga, C., Vörösmarty, C., Fekete, B., Crouzet, P., Döll, P., Endejan, M., Frenken, K., and Magome, J.: High-resolution mapping of the world's reservoirs and dams for sustainable river-flow management, *Frontiers in Ecology and the Environment*, 9, 494–502, doi:10.1890/100125, 2011.
- Liu, B., Asseng, S., Müller, C., Ewert, F., Elliott, J., Lobell, D. B., Martre, P., Ruane, A. C., Wallach, D., and Jones, J. W.: Similar estimates of temperature impacts on global wheat yield by three independent methods, *Nature Climate Change*, doi:10.1038/nclimate3115, 2016.
- Lotze-Campen, H., Müller, C., Bondeau, A., Rost, S., Popp, A., and Lucht, W.: Global food demand, productivity growth, and the scarcity of land and water resources: a spatially explicit mathematical programming approach, *Agricultural Economics*, 39, 325–338, doi:10.1111/j.1574-0862.2008.00336.x, 2008.
- Lotze-Campen, H., Popp, A., Beringer, T., Müller, C., Bondeau, A., Rost, S., and Lucht, W.: Scenarios of global bioenergy production: The trade-offs between agricultural expansion, intensification and trade, *Model-based Systems to Support Impact Assessment - Methods, Tools and Applications*, 221, 2188–2196, doi:10.1016/j.ecolmodel.2009.10.002, 2010.
- Luo, Y., Gerten, D., Le Maire, G., Parton, W. J., Weng, E., Zhou, X., Keough, C., Beier, C., Ciais, P., Cramer, W., Dukes, J. S., Emmett, B., Hanson, P. J., Knapp, A., Linder, S., Nepstad, D., and Rustad, L.: Modeled interactive effects of precipitation, temperature, and CO₂ on ecosystem carbon and water dynamics in different climatic zones, *Global Change Biology*, 14, 1986–1999, doi:10.1111/j.1365-2486.2008.01629.x, 2008.
- Maiorano, A., Martre, P., Asseng, S., Ewert, F., Müller, C., Rötter, R. P., Ruane, A. C., Semenov, M. A., Wallach, D., and Wang, E.: Crop model improvement reduces the uncertainty of the response to temperature of multi-model ensembles, *Field Crops Research*, 202, 5–20, doi:10.1016/j.fcr.2016.05.001, 2017.
- Martre, P., Wallach, D., Asseng, S., Ewert, F., Jones, J. W., Rötter, R. P., Boote, K. J., Ruane, A. C., Thorburn, P. J., and Cammarano, D.: Multimodel ensembles of wheat growth: many models are better than one, *Global change biology*, 21, 911–925, doi:10.1111/gcb.12768, 2015.
- Monfreda, C., Ramankutty, N., and Foley, J. a.: Farming the planet: 2. Geographic distribution of crop areas, yields, physiological types, and net primary production in the year 2000, *Global Biogeochemical Cycles*, 22, 1–19, doi:10.1029/2007GB002947, 2008.
- Müller, C. and Lucht, W.: Robustness of terrestrial carbon and water cycle simulations against variations in spatial resolution, *Journal of Geophysical Research: Atmospheres*, 112, D06 105, doi:10.1029/2006JD007875, 2007.
- Müller, C. and Robertson, R. D.: Projecting future crop productivity for global economic modeling, *Agricultural Economics*, 45, 37–50, doi:10.1111/agec.12088, 2014.
- Müller, C., Eickhout, B., Zaehle, S., Bondeau, A., Cramer, W., and Lucht, W.: Effects of changes in CO₂, climate, and land use on the carbon balance of the land biosphere during the 21st century, *Journal of Geophysical Research: Biogeosciences*, 112, doi:10.1029/2006JG000388, 2007.
- Müller, C., Elliott, J., and Levermann, A.: Food security: Fertilizing hidden hunger, *Nature Clim. Change*, 4, 540–541, doi:10.1038/nclimate2290, 2014.
- Müller, C., Elliott, J., Chryssanthacopoulos, J., Deryng, D., Folberth, C., Pugh, T. A., and Schmid, E.: Implications of climate mitigation for future agricultural production, *Environmental Research Letters*, 10, 125 004, doi:10.1088/1748-9326/10/12/125004, 2015.
- Müller, C., Stehfest, E., Minnen, J. G. v., Strengers, B., Bloh, W. v., Beusen, A. H. W., Schaphoff, S., Kram, T., and Lucht, W.: Drivers and patterns of land biosphere carbon balance reversal, *Environmental Research Letters*, 11, 044 002, doi:10.1088/1748-9326/11/4/044002, 2016.
- Müller, C., Elliott, J., Chryssanthacopoulos, J., Arneth, A., Balkovic, J., Ciais, P., Deryng, D., Folberth, C., Glotter, M., Hoek, S., Iizumi, T., Izaurre, R. C., Jones, C. A., Khabarov, N., Lawrence, P., Liu, W., Olin, S., Pugh, T. A. M., Ray, D. K., Reddy, A., Rosenzweig, C., Ruane, A. C., Sakurai, G., Schmid, E., Skalsky, R., Song, C. X., Wang, X., de Wit, A., and Yang, H.: Global gridded crop model evaluation: benchmarking, skills, deficiencies and implications, *Geoscientific Model Development*, 10, 1403–1422, doi:10.5194/gmd-10-1403-2017, 2017.
- Nachtergaele, F., van Velthuisen, H., Verelst, L., Batjes, N., Dijkshoorn, K., van Engelen, V., Fischer, G., Jones, A., Montanarella, L., and Petri, M.: Harmonized world soil database, Food and Agriculture Organization of the United Nations, <http://www.fao.org/soils-portal/soil-survey/soil-maps-and-databases/harmonized-world-soil-database-v12/en/>, 2009.
- Neumann, K., Verburg, P. H., Stehfest, E., and Müller, C.: The yield gap of global grain production: A spatial analysis, *Agricultural Systems*, 103, 316–326, doi:10.1016/j.agsy.2010.02.004, 2010.
- Neumann, K., Stehfest, E., Verburg, P., Siebert, S., Müller, C., and Veldkamp, T.: Exploring global irrigation patterns: A multilevel modelling approach, *Agricultural Systems*, 104, 703–713, doi:10.1016/j.agsy.2011.08.004, 2011.
- New, M., Hulme, M., and Jones, P.: Representing Twentieth-Century Space–Time Climate Variability. Part II: Development of 1901–96 Monthly Grids of Terrestrial Surface Climate, *Journal of Climate*, 13, 2217–2238, doi:10.1175/1520-0442(2000)013<2217:RTCSTC>2.0.CO;2, 2000.
- Ostberg, S., Lucht, W., Schaphoff, S., and Gerten, D.: Critical impacts of global warming on land ecosystems, *Earth System Dynamics*, 4, 347–357, doi:10.5194/esd-4-347-2013, 2013.
- Ostberg, S., Schaphoff, S., Lucht, W., and Gerten, D.: Three centuries of dual pressure from land use and climate change on the biosphere, *Environmental Research Letters*, 10, 44 011, doi:10.1088/1748-9326/10/4/044011, 2015.
- Piontek, F., Müller, C., Pugh, T. A. M., Clark, D. B., Deryng, D., Elliott, J., González, F. d. J. C., Flörke, M., Folberth, C., Franssen, W., Frieler, K., Friend, A. D., Gosling, S. N., Hemming, D., Khabarov, N., Kim, H., Lomas, M. R., Masaki, Y., Mengel, M., Morse, A., Neumann, K., Nishina, K., Ostberg, S., Pavlick, R., Ruane, A. C., Schewe, J., Schmid, E., Stacke, T., Tang, Q., Tessler, Z. D., Tompkins, A. M., Warszawski, L., Wisser, D., and Schellnhuber, H. J.: Multisectoral climate impact hotspots in a warming world, *Proceedings of the National Academy of Sciences*, 111, 3233–3238, doi:10.1073/pnas.1222471110, 2014.
- Pirttioja, N., Carter, T. R., Fronzek, S., Bindi, M., Hoffmann, H., Palosuo, T., Ruiz-Ramos, M., Tao, F., Trnka, M., Acutis, M., Asseng, S., Baranowski, P., Basso, B., Bodin, P., Buis, S., Cammarano, D., Deligios, P., Destain, M.-F., Dumont, B., Ewert, F., Ferrise, R., Francois, L., Gaiser, T., Hlavinka, P., Jacquemin,

- I., Kersebaum, K. C., Kollas, C., Krzyszczak, J., Lorite, I. J., Minet, J., Minguez, M. I., Montesino, M., Moriondo, M., Müller, C., Nendel, C., Öztürk, I., Perego, A., Rodriguez, A., Ruane, A. C., Ruget, F., Sanna, M., Semenov, M. A., Slawinski, C., Stratonovitch, P., Supit, I., Waha, K., Wang, E., Wu, L., Zhao, Z., and Rötter, R. P.: Temperature and precipitation effects on wheat yield across a European transect: a crop model ensemble analysis using impact response surfaces, doi:10.3354/cr01322, 2015.
- Pitman, A., de Noblet-Ducoudré, N., Cruz, F., Davin, E., Bonan, G., Brovkin, V., Claussen, M., Delire, C., Ganzeveld, L., and Gayler, V.: Uncertainties in climate responses to past land cover change: First results from the LUCID intercomparison study, *Geophysical Research Letters*, 36, doi:10.1029/2009GL039076, 2009.
- Popp, A., Dietrich, J., Lotze-Campen, H., Klein, D., Bauer, N., Krause, M., Beringer, T., Gerten, D., and Edenhofer, O.: The economic potential of bioenergy for climate change mitigation with special attention given to implications for the land system, *Environmental Research Letters*, 6, 034 017, doi:10.1088/1748-9326/6/3/034017, 2011a.
- Popp, A., Lotze-Campen, H., Leimbach, M., Knopf, B., Beringer, T., Bauer, N., and Bodirsky, B.: On sustainability of bioenergy production: integrating co-emissions from agricultural intensification, *Biomass & Bioenergy*, 35, 4770–4780, doi:10.1016/j.biombioe.2010.06.014, 2011b.
- Porkka, M., Gerten, D., Schaphoff, S., Siebert, S., and Kumm, M.: Causes and trends of water scarcity in food production, *Environmental Research Letters*, 11, 015 001, doi:10.1088/1748-9326/11/1/015001, 2016.
- Portmann, F. T., Siebert, S., and Döll, P.: MIRCA2000 - Global monthly irrigated and rainfed crop areas around the year 2000: A new high-resolution data set for agricultural and hydrological modeling, *Global Biogeochemical Cycles*, 24, 1–24, doi:10.1029/2008GB003435, 2010.
- Poulter, B., Heyder, U., and Cramer, W.: Modeling the Sensitivity of the Seasonal Cycle of GPP to Dynamic LAI and Soil Depths in Tropical Rainforests, *Ecosystems*, 12, 517–533, doi:10.1007/s10021-009-9238-4, 2009.
- Poulter, B., Aragão, L., Heyder, U., Gumpenberger, M., Heinke, J., Langerwisch, F., Rammig, A., Thonicke, K., and Cramer, W.: Net biome production of the Amazon Basin in the 21st century, *Global Change Biology*, 16, 2062–2075, doi:10.1111/j.1365-2486.2009.02064.x, 2010a.
- Poulter, B., Hattermann, F., Hawkins, E., Zaehle, S., Sitch, S., Restrepo-Coupe, N., Heyder, U., and Cramer, W.: Robust dynamics of Amazon dieback to climate change with perturbed ecosystem model parameters, *Global Change Biology*, in press, doi:10.1111/j.1365-2486.2009.02157.x, 2010b.
- Poulter, B., Frank, D., Hodson, E., and Zimmermann, N.: Impacts of land cover and climate data selection on understanding terrestrial carbon dynamics and the CO₂ airborne fraction, *Biogeosciences*, 8, 2027–2036, doi:10.5194/bg-8-2027-2011, 2011.
- Prentice, C. I., Sykes, M. T., and Cramer, W.: A simulation model for the transient effects of climate change on forest landscapes, *Ecological Modelling*, 65, 51–70, doi:10.1016/0304-3800(93)90126-D, 1993.
- Pugh, T., Müller, C., Elliott, J., Deryng, D., Folberth, C., Olin, S., Schmid, E., and Arneth, A.: Climate analogues suggest limited potential for intensification of production on current croplands under climate change, *Nature Communications*, 7, 12 608, doi:10.1038/ncomms12608, 2016.
- Rammig, A., Jupp, T., Thonicke, K., Tietjen, B., Heinke, J., Ostberg, S., Lucht, W., Cramer, W., and Cox, P.: Estimating the risk of Amazonian forest dieback, *New Phytologist*, 187, 694–706, doi:10.1111/j.1469-8137.2010.03318.x, 2010.
- Rosenzweig, C., Elliott, J., Deryng, D., Ruane, A. C., Müller, C., Arneth, A., Boote, K. J., Folberth, C., Glotter, M., and Khabarov, N.: Assessing agricultural risks of climate change in the 21st century in a global gridded crop model intercomparison, *Proceedings of the National Academy of Sciences*, 111, 3268–3273, doi:10.1073/pnas.1222463110, 2014.
- Rost, S., Gerten, D., Bondeau, A., Lucht, W., Rohwer, J., and Schaphoff, S.: Agricultural green and blue water consumption and its influence on the global water system, *Water Resour. Res.*, 44, W09 405, doi:10.1029/2007WR006331, 2008.
- Rost, S., Gerten, D., Hoff, H., Lucht, W., Falkenmark, M., and Rockström, J.: Global potential to increase crop production through water management in rainfed agriculture, *Environmental Research Letters*, 4, 044 002, doi:10.1088/1748-9326/4/4/044002, 2009.
- Ruane, A. C., Hudson, N. I., Asseng, S., Camarrano, D., Ewert, F., Martre, P., Boote, K. J., Thorburn, P. J., Aggarwal, P. K., and Angulo, C.: Multi-wheat-model ensemble responses to interannual climate variability, *Environmental Modelling & Software*, 81, 86–101, doi:10.1016/j.envsoft.2016.03.008, 2016.
- Sakschewski, B., von Bloh, W., Huber, V., Müller, C., and Bondeau, A.: Feeding 10 billion people under climate change: How large is the production gap of current agricultural systems?, *Ecological Modelling*, 288, 103–111, doi:10.1016/j.ecolmodel.2014.05.019, 2014.
- Schaphoff, S., Heyder, U., Ostberg, S., Gerten, D., Heinke, J., and Lucht, W.: Contribution of permafrost soils to the global carbon budget, *Environmental Research Letters*, 8, 014 026, doi:10.1088/1748-9326/8/1/014026, 2013.
- Schaphoff, S., von Bloh, W., Rammig, A., Thonicke, K., Forkel, M., Biemans, H., Gerten, D., Heinke, J., Jägermyer, J., Knauer, J., Lucht, W., Müller, C., Rolinski, S., and Waha, K.: The LPJmL4 Dynamic Global Vegetation Model with managed Land: Part I - Description of a consistently calculated vegetation, hydrology and agricultural global model, *Geoscientific Model Development*, under Revision.
- Schierhorn, F., Muller, D., Beringer, T., Prishchepov, A. V., Kuemmerle, T., and Balman, A.: Post-Soviet cropland abandonment and carbon sequestration in European Russia, Ukraine, and Belarus, *Global Biogeochemical Cycles*, 27, 1175–1185, doi:10.1002/2013gb004654, 2013.
- Siderius, C., Biemans, H., Wiltshire, A., Rao, S., Franssen, W. H. P., Kumar, P., Gosain, A. K., van Vliet, M. T. H., and Collins, D. N.: Snowmelt contributions to discharge of the Ganges, *Science of the Total Environment*, 468, S93–S101, doi:10.1016/j.scitotenv.2013.05.084, 2013.
- Siebert, S., Kumm, M., Porkka, M., Döll, P., Ramankutty, N., and Scanlon, B. R.: A global data set of the extent of irrigated land from 1900 to 2005, *Hydrology and Earth System Sciences*, 19, 1521–1545, doi:10.13019/M20599, 2015.
- Sitch, S., Smith, B., Prentice, I. C., Arneth, A., Bondeau, A., Cramer, W., Kaplan, J. O., Levis, S., Lucht, W., Sykes, M. T., Thonicke, K., and Venevsky, S.: Evaluation of ecosystem dynam-

- ics, plant geography and terrestrial carbon cycling in the LPJ dynamic global vegetation model, *Global Change Biology*, 9, 161–185, doi:10.1046/j.1365-2486.2003.00569.x, 2003.
- Souty, F., Brunelle, T., Dumas, P., Dorin, B., Ciais, P., Crassous, R., Müller, C., and Bondeau, A.: The Nexus Land-Use model version 1.0, an approach articulating biophysical potentials and economic dynamics to model competition for land-use, *Geoscientific Model Development*, 5, 1297–1322, doi:10.5194/gmd-5-1297-2012, 2012.
- Sprugel, D. G., Ryan, M. G., Brooks, J. R., Vogt, K. A., and Martin, T. A.: Respiration from the organ level to the stand, *Resource physiology of conifers*, pp. 255–299, https://books.google.de/books?hl=de&lr=&id=KJ11zNzgJzYC&oi=fnd&pg=PA255&dq=Respiration+from+the+organ+level+to+the+stand&ots=IihnaKEehl&sig=UrtmXN4v0OKHK7WkE65hf_F3m3M, 1995.
- Strengers, B. J., Müller, C., Schaeffer, M., Haarsma, R. J., Severijns, C., Gerten, D., Schaphoff, S., van den Houdt, R., and Oostenrijk, R.: Assessing 20th century climate-vegetation feedbacks of land-use change and natural vegetation dynamics in a fully coupled vegetation-climate model. *International Journal of Climatology*, 30, 2055–2065, doi:10.1002/joc.2132, 2010.
- Strugnell, N. C., Lucht, W., and Schaaf, C.: A global albedo data set derived from AVHRR data for use in climate simulations, *Geophysical Research Letters*, 28, 191–194, doi:10.1029/2000GL011580, 2001.
- Tans, P. and Keeling, R.: Trends in Atmospheric Carbon Dioxide, National Oceanic & Atmospheric Administration, Earth System Research Laboratory (NOAA/ESRL), <http://www.esrl.noaa.gov/gmd/ccgg/trends>, 2015.
- Thonicke, K., Spessa, A., Prentice, I. C., Harrison, S. P., Dong, L., and Carmona-Moreno, C.: The influence of vegetation, fire spread and fire behaviour on biomass burning and trace gas emissions: results from a process-based model, *Biogeosciences*, 7, 1991–2011, doi:10.5194/bg-7-1991-2010, <http://www.biogeosciences.net/7/1991/2010/>, 2010.
- University of East Anglia Climatic Research Unit; Harris, I.C.; Jones, P. : CRU TS3.23: Climatic Research Unit (CRU) Time-Series (TS) Version 3.23 of High Resolution Gridded Data of Month-by-month Variation in Climate (Jan. 1901- Dec. 2014)., Centre for Environmental Data Analysis, <http://dx.doi.org/10.5285/4c7fdfa6-f176-4c58-acee-683d5e9d2ed5>, 2015.
- Von Bloh, W., Rost, S., Gerten, D., and Lucht, W.: Efficient parallelization of a dynamic global vegetation model with river routing, *Environmental Modelling & Software*, 25, 685–690, doi:10.1016/j.envsoft.2009.11.012, 2010.
- Vorosmarty, C. and Fekete, B.: ISLSCP II River Routing Data (STN-30p), in: ISLSCP Initiative II Collection. Data set., edited by Hall, F. G., Collatz, G., Meeson, B., Los, S., Brown de Colstoun, E., and Landis, D., ORNL Distributed Active Archive Center, <https://doi.org/10.3334/ORNLDAAC/1005>, 2011.
- Waha, K., van Bussel, L. G. J., Müller, C., and Bondeau, A.: Climate-driven simulation of global crop sowing dates, *Global Ecology and Biogeography*, 21, 247–259, doi:10.1111/j.1466-8238.2011.00678.x, 2012.
- Waha, K., Müller, C., Bondeau, a., Dietrich, J., Kurukulasuriya, P., Heinke, J., and Lotze-Campen, H.: Adaptation to climate change through the choice of cropping system and sowing date in sub-Saharan Africa, *Global Environmental Change*, 23, 130–143, doi:10.1016/j.gloenvcha.2012.11.001, 2013a.
- Waha, K., Müller, C., and Rolinski, S.: Separate and combined effects of temperature and precipitation change on maize yields in sub-Saharan Africa for mid- to late-21st century, *Global and Planetary Change*, 106, 1–12, doi:10.1016/j.gloplacha.2013.02.009, 2013b.
- Weindl, I., Lotze-Campen, H., Popp, A., Müller, C., Havlík, P., Herrero, M., Schmitz, C., and Rolinski, S.: Livestock in a changing climate: production system transitions as an adaptation strategy for agriculture, *Environmental Research Letters*, 10, 094021, doi:10.1088/1748-9326/10/9/094021, 2015.
- Zscheischler, J., Mahecha, M., Von Buttlar, J., Harmeling, S., Jung, M., Rammig, A., Randerson, J. T., Schöllkopf, B., Seneviratne, S. I., Tomelleri, E., Zaehle, S., and Reichstein, M.: Few extreme events dominate global interannual variability in gross primary production, *Environmental Research Letters*, 9, 035001, doi:10.1088/1748-9326/9/3/035001, 2014a.
- Zscheischler, J., Reichstein, M., Harmeling, S., Rammig, A., Tomelleri, E., and Mahecha, M.: Extreme events in gross primary production: a characterization across continents, *Biogeosciences*, 11, 2909–2924, doi:10.5194/bg-11-2909-2014, 2014b.