

(19)



(11)

**EP 3 181 148 A1**

(12)

**EUROPEAN PATENT APPLICATION**

(43) Date of publication:

**21.06.2017 Bulletin 2017/25**

(51) Int Cl.:

**A61K 39/00** (2006.01)**C07H 15/04** (2006.01)**A61K 31/70** (2006.01)**C07K 16/00** (2006.01)(21) Application number: **15200729.0**(22) Date of filing: **17.12.2015**

(84) Designated Contracting States:

**AL AT BE BG CH CY CZ DE DK EE ES FI FR GB GR HR HU IE IS IT LI LT LU LV MC MK MT NL NO PL PT RO RS SE SI SK SM TR**

Designated Extension States:

**BA ME**

Designated Validation States:

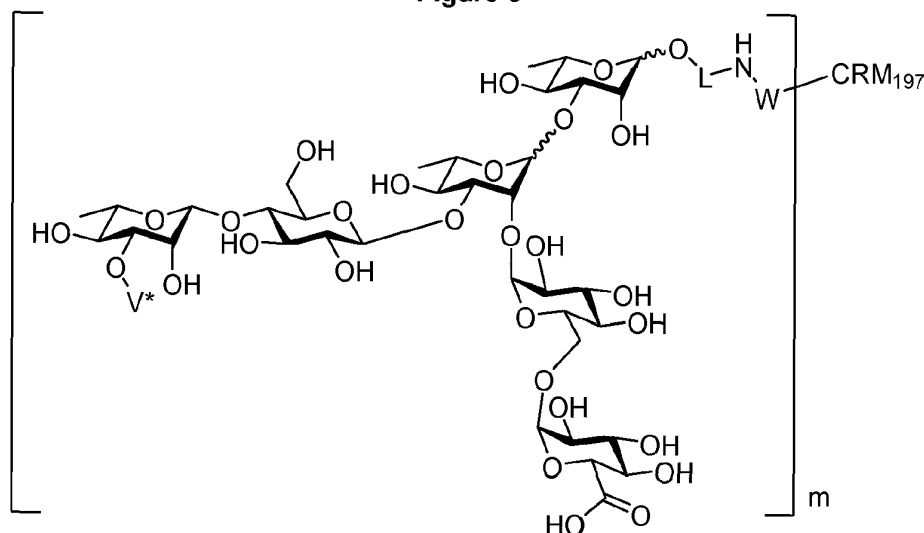
**MA MD**• **PEREIRA, Clancy Lebev****12203 Berlin (DE)**• **ANISH, Chakkumkal****2592 AR Den Haag (NL)**• **KHAN, Naeem****12347 Berlin (DE)**• **EMMADI, Madhu****12167 Berlin (DE)**(71) Applicant: **Max-Planck-Gesellschaft zur Förderung der****Wissenschaften e.V.****80539 München (DE)**(74) Representative: **Arth, Hans-Lothar****ABK Patent Attorneys****Jasminweg 9****14052 Berlin (DE)**

(72) Inventors:

• **SEEBERGER, Peter H.****14532 Kleinmachnow (DE)****(54) SYNTHETIC VACCINES AGAINST STREPTOCOCCUS PNEUMONIAE SEROTYPE 2**

(57) The present invention relates to a synthetic saccharide of general formula (I) that is related to *Streptococcus pneumoniae* serotype 2 capsular polysaccharide, a conjugate thereof and the use of said saccharide and conjugate for raising a protective immune response in a human and/or animal host. Furthermore, the synthetic

saccharide of general formula (I) is useful as marker in immunological assays for detection of antibodies against *Streptococcus pneumoniae* type 2 bacteria. Another aspect of the present invention is directed to an antibody having specificity for a synthetic saccharide of general formula (I).

**Figure 3****EP 3 181 148 A1**

## Description

### Field of the invention

5 [0001] The present invention relates to a synthetic saccharide of general formula (I) that is related to *Streptococcus pneumoniae* serotype 2 capsular polysaccharide, a conjugate thereof and the use of said saccharide and conjugate for raising a protective immune response in a human and/or animal host. Furthermore, the synthetic saccharide of general formula (I) is useful as marker in immunological assays for detection of antibodies against *Streptococcus pneumoniae* type 2 bacteria. Another aspect of the present invention is directed to an antibody having specificity for a synthetic  
10 saccharide of general formula (I).

### Background of the invention

15 [0002] *Streptococcus pneumoniae* commonly known as pneumococci or diplococci is a human pathogenic Gram positive bacterium encapsulated with capsular polysaccharide. Based on the chemical nature of the polysaccharide capsule, pneumococci have been classified into more than 90 serotypes. Pneumococcus is a commensal bacterium that asymptotically colonizes in the upper respiratory tract of human and is responsible for causing pneumonia, septicemia, meningitis and otitis media. Pneumococci is the most common cause of vaccine-preventable deaths in children aged <5 years and elderly peoples worldwide. Global estimates suggest that 18% of all deaths in children less  
20 than 5 years of age occur due to pneumonia.

[0003] Capsular polysaccharide is one of the major virulence factors responsible for pneumococcal pathogenesis. The spectrum of prevailing capsular types varies with age, time and geographical region, although common serotypes are consistently identified throughout the world. Globally, about 20 serotypes are associated with > 80% of invasive pneumococcal disease occurring in all age groups; the 13 most common serotypes cause at least 70-75% of invasive  
25 disease in children. Pneumococcal vaccines that are currently available are capsular polysaccharide based and designed to cover the serotypes most frequently associated with invasive pneumococcal disease.

[0004] The available 23-valent polysaccharide vaccine (23-PPV) is not effective in children less than 2 years of age, while the 7-valent conjugate vaccines (7-PCV) is effective in children, but has limited serotype coverage.

30 [0005] To increase the serotype coverage, 10-valent conjugate vaccine containing the conjugates of the capsular polysaccharides from *S. pneumoniae* type 1, 4, 5, 6B, 7F, 9V, 14, 18C, 19F and 23F and protein D (a non-typeable *Haemophilus influenzae* protein), tetanus toxoid and diphtheria toxoid protein, and 13-valent conjugate vaccine containing the conjugates of capsular polysaccharides from *S. pneumoniae* type 1, 3, 4, 5, 6A, 6B, 7F, 9V, 14, 18C, 19A, 19F, and 23F and diphtheria CRM<sub>197</sub> protein have been licensed for use.

35 [0006] The currently available conjugate vaccines are highly effective in the children less than 2 years of age and use of these vaccines have led to a significant reduction in serious pneumococcal disease. However, emerging antibiotic resistant and serotype replacement with non-vaccine capsular types demonstrates the future problem and needs to address the necessitating changes in the vaccine spectrum and their high cost reduces both their acquisition and availability in many developing countries.

40 [0007] Recent studies show that *S. pneumoniae* type 2, a serotype not covered by the currently commercially available vaccines, has emerged in the SAARC (The South Asian Association for Regional Cooperation) countries. *S. pneumoniae* type 2 is responsible for 4.54% of invasive pneumococcal disease in children in Nepal and 8.9% of invasive pneumococcal disease in children in Bangladesh (hospital based study) (Distribution of Serotypes, Vaccine Coverage, and Antimicrobial Susceptibility Pattern of Streptococcus Pneumoniae in Children Living in SAARC Countries: A Systematic Review Jaiswal, N. et al. PLOS ONE 2014, 9). Further population based studies on pneumococcal serotype distribution attest that *S.*  
45 *pneumoniae* type 2 is the most prevalent serotype in Bangladesh causing 12.2% of invasive pneumococcal diseases (Current Trend in Pneumococcal Serotype Distribution in Asia, Le C. et al. J Vaccines Vaccin 2011). Hence, there is a high need to provide a vaccine protecting against *S. pneumoniae* type 2, a serotype not covered by the currently commercialized vaccines.

50 [0008] It is the objective of the present invention to provide a saccharide of general formula (I) that is related to the *Streptococcus pneumoniae* serotype 2 capsular polysaccharide, as well as a conjugate of the saccharide of general formula (I) with an immunogenic carrier, such as a carrier protein, as well as an antibody having specificity for the saccharide of general formula (I). The saccharide of general formula (I), and particularly the conjugate of said saccharide with an immunogenic carrier is able to raise a protective immune response against *S. pneumoniae* serotype 2 in a human and/or animal host. Additionally, the antibody having specificity for the saccharide of general formula (I) can be used for  
55 passive immunization in immunodeficient individuals. Thus, a vaccine composition for immunization against *S. pneumoniae* type 2 comprising the saccharide of general formula (I), and/or a conjugate thereof or an antibody having specificity for the saccharide of general formula (I) is provided. Furthermore, the synthetic saccharide of general formula (I) is useful as marker in immunological assays for detection of antibodies against *Streptococcus pneumoniae* serotype

2 bacteria.

**[0009]** The objective of the present invention is solved by the teaching of the independent claims. Further advantageous features, aspects and details of the invention are evident from the dependent claims, the description, the figures, and the examples of the present application.

## Description of the invention

### Definitions

**[0010]** The term "*linker*" as used herein encompasses molecular fragments capable of connecting the reducing-end monosaccharide of a saccharide with an immunogenic carrier or a solid support, optionally by binding to at least one interconnecting molecule. Thus, the function of the linker *per se* or together with the interconnecting molecule is to establish, keep and/or bridge a special distance between the reducing-end monosaccharide and an immunogenic carrier or a solid support. More specifically, one extremity of the linker is connected to the exocyclic oxygen atom at the anomeric center of the reducing-end monosaccharide and the other extremity is connected *via* the nitrogen atom with the interconnecting molecule, or directly with the immunogenic carrier or the solid support.

**[0011]** As used herein, the term "*interconnecting molecule*" refers to a bifunctional molecule containing functional group X and functional group Y, wherein functional group X is capable of reacting with the terminal amino group on the linker L and the functional group Y is capable of reacting with a functionality present on an immunogenic carrier or on a solid support. Figure 1 displays examples of commercially available interconnecting molecules, but does not restrict the interconnecting molecules that can be used according to the present invention to the examples displayed herein.

**[0012]** The term "*adjuvant*" as used herein refers to an immunological adjuvant i.e. a material used in a vaccine composition that modifies or augments the effects of said vaccine by enhancing the immune response to a given antigen contained in the vaccine without being antigenically related to it. For the person skilled in the art, classically recognized examples of adjuvants include:

- mineral-containing compositions, including calcium salts and aluminium salts (or mixtures thereof). Calcium salts include calcium phosphate. Aluminium salts include hydroxides, phosphates, sulfates, etc., with the salts taking any suitable form (e.g. gel, crystalline, amorphous, etc.). Adsorption to these salts is preferred. The mineral containing compositions may also be formulated as a particle of metal salt. The adjuvants known as aluminium hydroxide and aluminium phosphate may be also used. The invention can use any of the "hydroxide" or "phosphate" adjuvants that are in general used as adjuvants. The adjuvants known as "aluminium hydroxide" are typically aluminium oxyhydroxide salts, which are usually at least partially crystalline. The adjuvants known as "aluminium phosphate" are typically aluminium hydroxyphosphates, often also containing a small amount of sulfate (i. e. aluminium hydroxyphosphate sulfate). They may be obtained by precipitation, and the reaction conditions and concentrations during precipitation influence the degree of substitution of phosphate for hydroxyl in the salt. Mixtures of both an aluminium hydroxide and an aluminium phosphate can be employed in the formulation according to the present invention;
- saponins, which are a heterologous group of sterol glycosides and triterpenoid glycosides that are found in the bark, leaves, stems, roots and even flowers of a wide range of plant species. Saponins from the bark of the *Quillaja saponaria*, Molina tree have been widely studied as adjuvants. Saponins can also be commercially obtained from *Smilax ornata* (sarsapilla), *Gypsophilla paniculata* (brides veil), and *Saponaria officinalis* (soap root). Saponin adjuvant formulations include purified formulations, such as QS21, as well as lipid formulations, such as ISCOMs. Saponin compositions have been purified using HPLC and RP-HPLC. Specific purified fractions using these techniques have been identified, including QS7, QS 17, QS 18, QS2 1, QH-A, QH-B and QH-C. Saponin formulations may also comprise a sterol, such as cholesterol. Combinations of saponins and cholesterol can be used to form unique particles called immunostimulating complexes (ISCOMs). ISCOMs generally include a phospholipid such as phosphatidylethanolamine or phosphatidylcholine. Any known saponin can be used in ISCOMs. Preferably, the ISCOM includes one or more of QuilA, QHA & QHC;
- microparticles (i.e. a particle of 100 nm to 150 pm in diameter, more preferably 200 nm to 30 pm in diameter, or 500 nm to 10 pm in diameter) formed from materials that are biodegradable and non-toxic. Such non-toxic and biodegradable materials include, but are not restricted to poly( $\alpha$ -hydroxy acid), polyhydroxybutyric acid, polyorthoester, polyanhydride, polycaprolactone;
- CD1d ligands, such as an  $\alpha$ -glycosylceramide, phytosphingosine-containing  $\alpha$ -glycosylceramides, OCH, KRN7000 [(2S,3S,4R)-1-O-( $\alpha$ -D-galactopyranosyl)-2-(N-hexacosanoylamino)-1,3,4-octadecanetriol], CRONY- 101, 3"-sulfo-galactosyl-ceramide;
- immunostimulatory oligonucleotides, such CpG motif containing ones (a dinucleotide sequence containing an unmethylated cytosine residue linked by a phosphate bond to a guanosine residue), or Cpl motif containing ones (a

dinucleotide sequence containing cytosine linked to inosine), or a double-stranded RNA, or an oligonucleotide containing a palindromic sequence, or an oligonucleotide containing a poly(dG) sequence. Immunostimulatory oligonucleotides can include nucleotide modifications/analogs such as phosphorothioate modifications and can be double-stranded or (except for RNA) single-stranded;

- 5 - compounds containing lipids linked to a phosphate-containing acyclic backbone, such as the TLR4 antagonist E5564;
- oil emulsions (e.g. Freund's adjuvant).

[0013] Theoretically, each molecule or substance that is able to favor or amplify a particular situation in the cascade of immunological events, ultimately leading to a more pronounced immunological response, can be defined as an adjuvant.

[0014] In principle, through the use of adjuvants in vaccine formulations, one can

- direct and optimize immune responses that are appropriate or desirable for the vaccine;
- enable mucosal delivery of vaccines, i.e. administration that results in contact of the vaccine with a mucosal surface such as buccal or gastric or lung epithelium and the associated lymphoid tissue;
- promote cell-mediated immune responses;
- enhance the immunogenicity of weaker immunogens, such as highly purified or recombinant antigens;
- reduce the amount of antigen or the frequency of immunization required to provide protective immunity; and
- improve the efficacy of vaccines in individuals with reduced or weakened immune responses, such as newborns, the aged, and immunocompromised vaccine recipients.

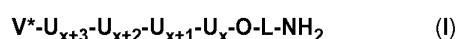
[0015] Although little is known about their mode of action, it is currently believed that adjuvants augment immune responses by one of the following mechanisms:

- increasing the biological or immunologic half-life of antigens;
- improving antigen delivery to antigen-presenting cells (APCs), as well as antigen processing and presentation by the APCs e.g., by enabling antigen to cross endosomal membranes into the cytosol after ingestion of antigen-adjuvant complexes by APC;
- mimicking danger inducing signals from stressed or damaged cells, which serve to initiate an immune response;
- inducing the production of immunomodulatory cytokines;
- biasing the immune response towards a specific subset of the immune system; and
- blocking the rapid dispersal of the antigen challenge.

[0016] Saccharides are known by the person skilled in the art as TI-2 (T cell independent-2) antigens and poor immunogens. Therefore, to produce a saccharide-based vaccine, said saccharide is conjugated to an immunogenic carrier to provide a conjugate, which presents an increased immunogenicity in comparison with the saccharide. In this context the term "immunogenic carrier" is defined as a structure, which is conjugated to the saccharide to form a conjugate that presents an increased immunogenicity in comparison with the saccharide *per se*. Thus, the conjugation of the saccharides to the immunogenic carrier has as effect the stimulation of the immune response against said saccharide, without inducing an immune response against the said immunogenic carrier.

[0017] Surprisingly, it was found that a pure saccharide of general formula (I) according to the present invention contains a protective immunogenic glycan epitope and is able to induce a protective immune response against *S. pneumoniae* serotype 2 bacteria in a human and/or animal host. The saccharide of general formula (I) elicits antibodies that are cross-reacting with the *S. pneumoniae* serotype 2 capsular polysaccharide (see for e.g. **Figure 5**), recognize specifically *S. pneumoniae* serotype 2 bacteria and opsonize them for killing by phagocytes.

[0018] Thus, the present invention relates to a saccharide of general formula (I)



wherein

x is an integer selected from 1, 2, 3 and 4;

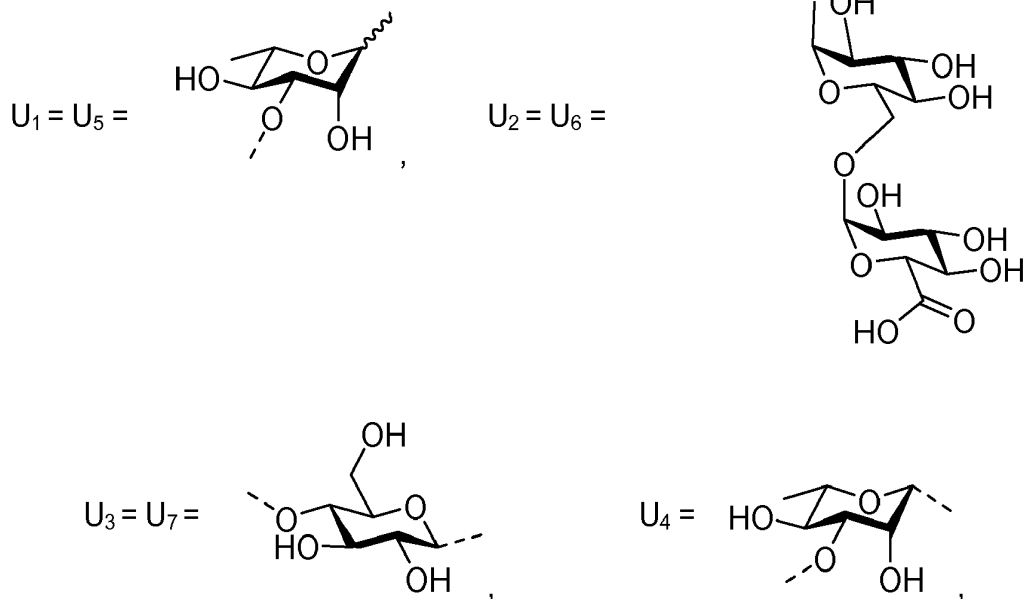
5

10

15

20

25



V\* represents H-, H-U<sub>x</sub>-, H-U<sub>x+1</sub>-U<sub>x</sub>-, H-U<sub>x+2</sub>-U<sub>x+1</sub>-U<sub>x</sub>- or H-U<sub>x+3</sub>-U<sub>x+2</sub>-U<sub>x+1</sub>-U<sub>x</sub>- ;  
 L represents a linker; or a pharmaceutically acceptable salt thereof.

30

**[0019]** -L- is defined as a linker and is part of the fragment -O-L-NH<sub>2</sub>. Thus, the linker -L- is bound to an oxygen atom and to the nitrogen atom of the NH<sub>2</sub>-group. It is preferred that at least two carbon atoms of the linker are between the oxygen atom and the NH<sub>2</sub>-group, like -O-C-C-NH<sub>2</sub>. The linker -L- can be an aliphatic chain, wherein the aliphatic chain can optionally include an aromatic chain inserted in it, or a number of heteroatoms oscillating from 0 to 10.

35

**[0020]** The linker L preferably contains between 2 and 40 carbon atoms (including the carbon atoms of optional side chains), more preferably between 2 and 30, more preferably between 2 and 20, more preferably between 2 and 14, more preferably between 2 and 12, and still more preferably between 2 and 10 carbon atoms.

40

**[0021]** The shortest atom chain between the oxygen atom (i.e. the oxygen of -O-L-NH<sub>2</sub>) and the NH<sub>2</sub>-group consists preferably of 2 to 14 atoms, more preferably of 2 to 12 atoms, more preferably of 2 to 10 atoms, more preferably of 2 to 8 atoms. In case the shortest chain (which is the shortest possible connection between the oxygen at the anomeric center and the NH<sub>2</sub>-group) consists of 2 to 6 atoms, these are preferably carbon atoms. In case the shortest chain consists of 4 to 8 atoms, the chain may contain 1, 2 or 3 heteroatoms selected from O, N and S. In case the shortest chain consists of 9 to 14 atoms, the chain may contain 1, 2, 3, 4, 5, or 6 heteroatoms selected from O, N and S.

45

**[0022]** It is also preferred that the linker -L-, or the shortest chain is fully or partially fluorinated. The linker -L- may contain a 3-membered or a 4-membered or a 5-membered or a 6-membered saturated carbocycle or a 5-membered partly unsaturated (and not aromatic) carbocycle or a 4-membered or a 5-membered or a 6-membered saturated oxygen heterocycle or a 4-membered or a 5-membered or a 6-membered saturated nitrogen heterocycle or a 6-membered aromatic carbocycle.

50

**[0023]** The linker -L- may also contain amide (-NH-CO-, -CO-NH-) and/or urea (-NH-CO-NH-) residues and preferably only one amide or urea residue. The linker may also contain substituents and preferably two substituents, such as R<sup>10</sup> and R<sup>11</sup>, or four substituents such as R<sup>10</sup>, R<sup>11</sup>, R<sup>15</sup> and R<sup>14</sup>, which have the meanings as defined herein and which are preferably selected from: -F, -Cl, -CH<sub>3</sub>, -C<sub>2</sub>H<sub>5</sub>, -C<sub>3</sub>H<sub>7</sub>, -C<sub>5</sub>H<sub>9</sub>, -C<sub>6</sub>H<sub>13</sub>, -OCH<sub>3</sub>, -OC<sub>2</sub>H<sub>5</sub>, -CH<sub>2</sub>F, -CHF<sub>2</sub>, -CF<sub>3</sub>, -C(O)-NH<sub>2</sub>, -SCH<sub>3</sub>, -SC<sub>2</sub>H<sub>5</sub>, -NHC(O)CH<sub>3</sub>, -N(CH<sub>3</sub>)<sub>2</sub>, and -N(C<sub>2</sub>H<sub>5</sub>)<sub>2</sub>;

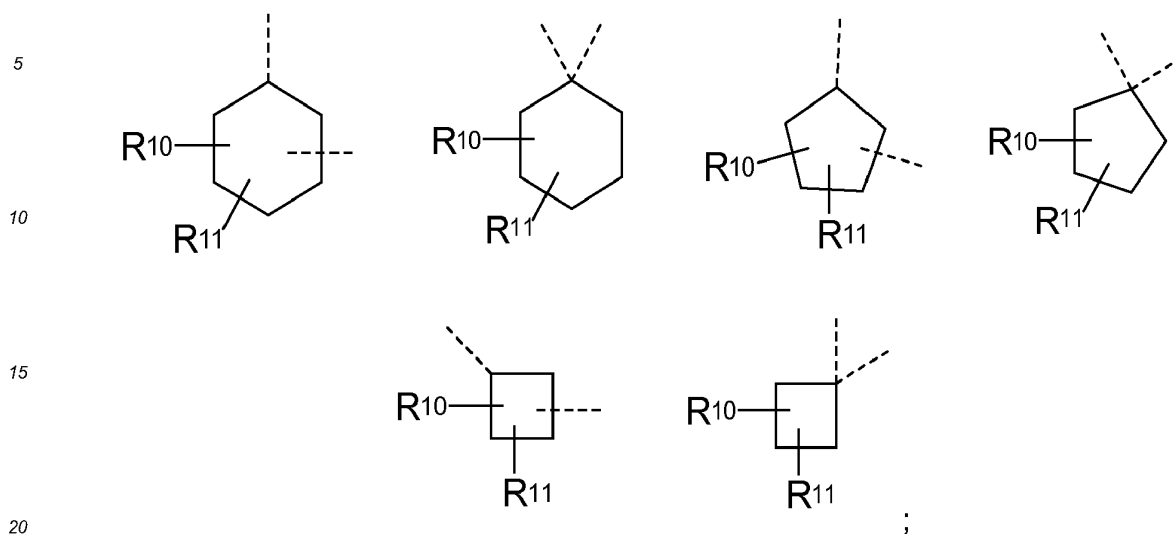
**[0024]** In case the linker -L- is fluorinated, more than two substituents -F are preferred.

55

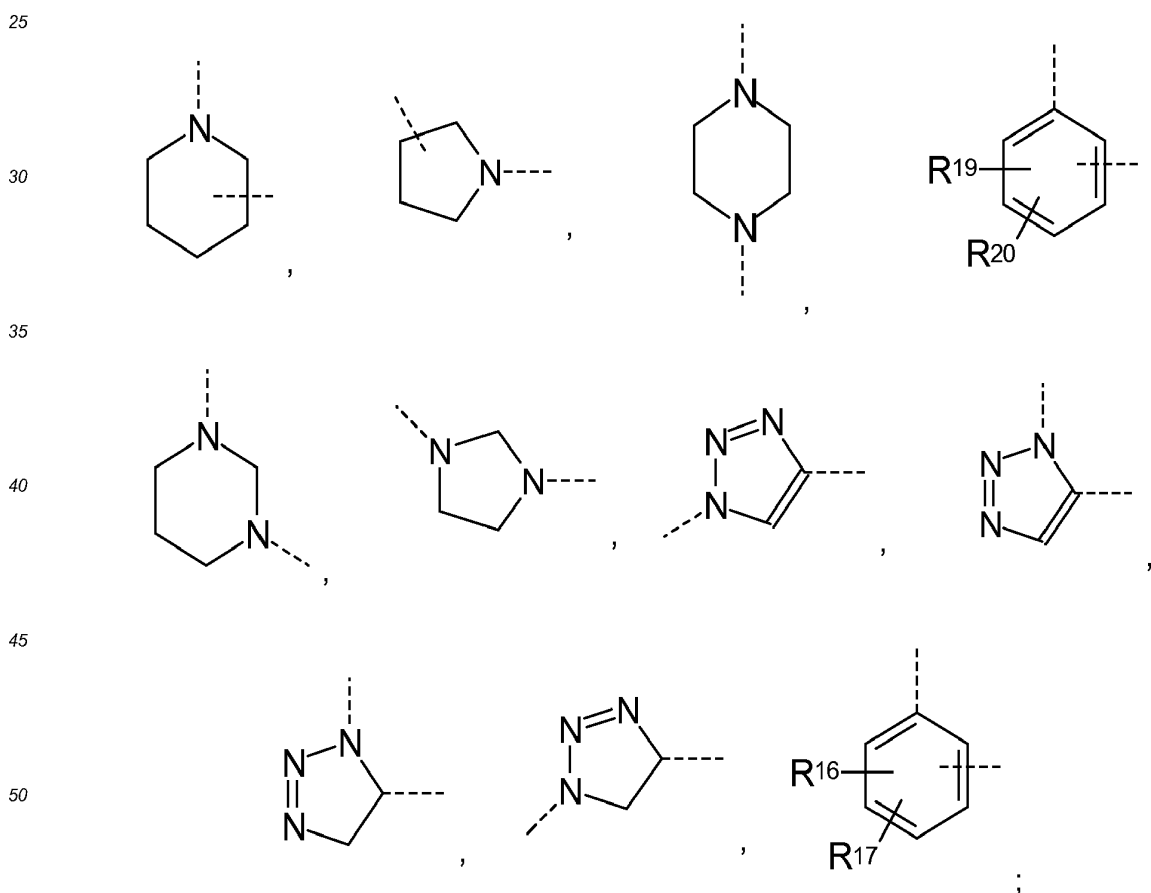
**[0025]** Preferably the linker -L- is selected from: -CH<sub>2</sub>-, -(CH<sub>2</sub>)<sub>2</sub>-, -(CH<sub>2</sub>)<sub>3</sub>-, -(CH<sub>2</sub>)<sub>4</sub>-, -(CH<sub>2</sub>)<sub>5</sub>-, -(CH<sub>2</sub>)<sub>6</sub>-, -(CH<sub>2</sub>)<sub>7</sub>-, -(CH<sub>2</sub>)<sub>8</sub>-, -(CH<sub>2</sub>)<sub>9</sub>-, -(CH<sub>2</sub>)<sub>10</sub>-, -CF<sub>2</sub>-, -(CF<sub>2</sub>)<sub>2</sub>-, -(CF<sub>2</sub>)<sub>3</sub>-, -(CF<sub>2</sub>)<sub>4</sub>-, -(CF<sub>2</sub>)<sub>5</sub>-, -(CF<sub>2</sub>)<sub>6</sub>-, -(CF<sub>2</sub>)<sub>7</sub>-, -(CF<sub>2</sub>)<sub>8</sub>-, -(CF<sub>2</sub>)<sub>9</sub>-, -(CF<sub>2</sub>)<sub>10</sub>-, -(CH<sub>2</sub>)<sub>2</sub>-O-(CH<sub>2</sub>)<sub>2</sub>-, -CH<sub>2</sub>-O-(CH<sub>2</sub>)<sub>3</sub>-, -(CH<sub>2</sub>)<sub>3</sub>-O-CH<sub>2</sub>-, -CH<sub>2</sub>-O-(CH<sub>2</sub>)<sub>2</sub>-, -(CH<sub>2</sub>)<sub>2</sub>-O-CH<sub>2</sub>-, -(CH<sub>2</sub>)<sub>3</sub>-O-(CH<sub>2</sub>)<sub>2</sub>-, -(CH<sub>2</sub>)<sub>2</sub>-O-(CH<sub>2</sub>)<sub>3</sub>-, -(CH<sub>2</sub>)<sub>4</sub>-O-CH<sub>2</sub>-, -CH<sub>2</sub>-O-(CH<sub>2</sub>)<sub>4</sub> -L<sup>a</sup>-, -L<sup>a</sup>-L<sup>e</sup>-, -L<sup>a</sup>-L<sup>b</sup>-L<sup>e</sup>-, -L<sup>a</sup>-L<sup>b</sup>-L<sup>d</sup>-L<sup>c</sup>-L<sup>e</sup>-, -L<sup>a</sup>-L<sup>d</sup>-L<sup>6</sup>-;

wherein

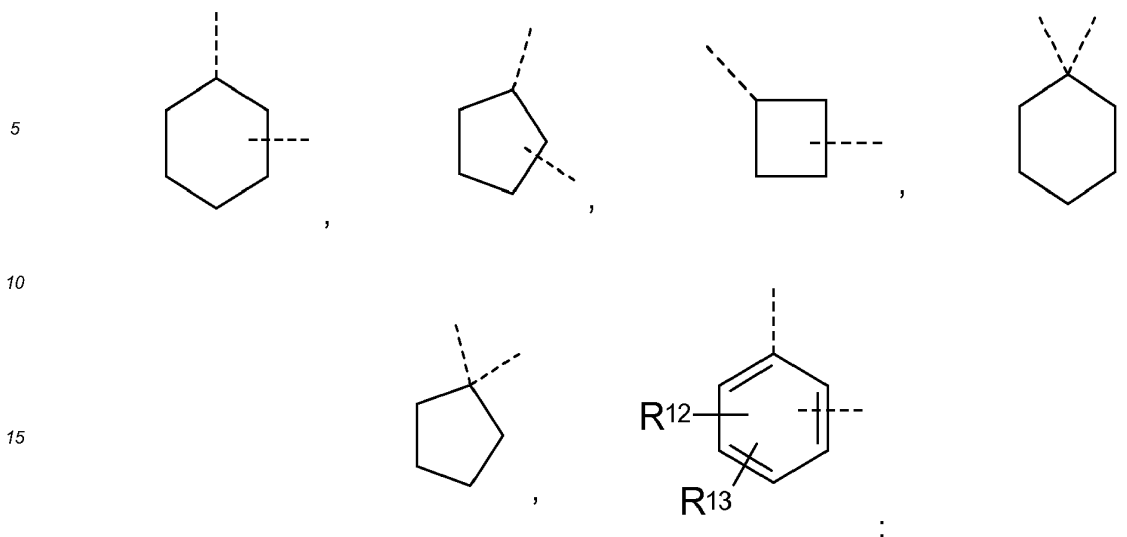
-L<sup>a</sup>- is selected from:  $-(CH_2)_6-$ ,  $-(CF_2)_6-$ ,  $-(CH_2-CH_2-O)_6-C_2H_4-$ ,  $-(CH_2-CH_2-O)_6-CH_2-$ ,  $-(CR^{10}R^{11})_6-$ ,



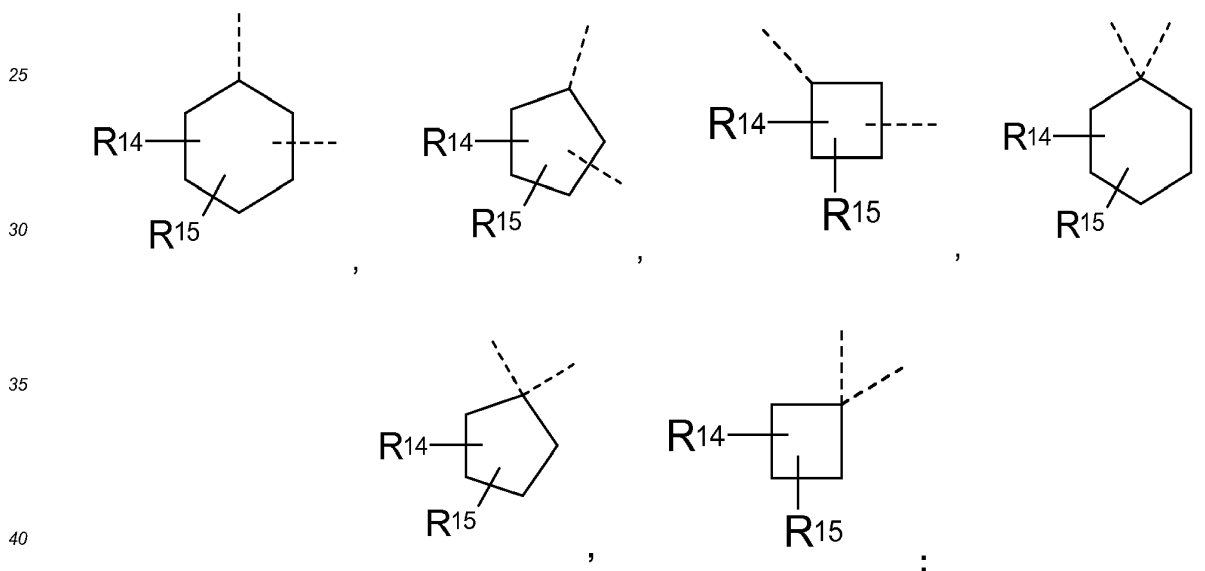
-L<sup>b</sup>- and -L<sup>c</sup>- are independently of each other selected from:  $-O-$ ,  $-NH-C(O)-NH-$ ,  $-NH-C(S)-NH-$ ,  $-NH-C(O)-$ ,  $-C(O)-NH-$ ,  $-NH-C(O)-O-$ ,  $-NR^9-$ ,  $-NR^{18}-$ ,  $-SO_2-$ ,



55 -L<sup>d</sup>- represents  $-(CH_2)_q-$ ,  $-(CF_2)_q-$ ,  $-(CR^{12}R^{13})_q-$ ,  $-(CH_2-CH_2-O)_q-C_2H_4-$ ,  $-(CH_2-CH_2-O)_q-CH_2-$ ,



20  $-L^e-$  is selected from:  $-(CH_2)_{p1}-$ ,  $-(CF_2)_{p1}-$ ,  $-C_2H_4-(O-CH_2-CH_2)_{p1}-$ ,  $-CH_2-(O-CH_2-CH_2)_{p1}-$ ,  $-(CH_2)_{p1}-O-(CH_2)_{p2}-$ ,  $-(CR^{14}R^{15})_{p1}-$ ,  $-(CR^{14}R^{15})_{p1}-O-(CR^{21}R^{22})_{p2}-$ ,



$R^9$  and  $R^{18}$  are independently of each other selected from:  $-CH_3$ ,  $-C_2H_5$ ,  $-C_3H_7$ , and  $-C(O)CH_3$ ;

45  $R^{10}$ ,  $R^{11}$ ,  $R^{12}$ ,  $R^{13}$ ,  $R^{14}$ ,  $R^{15}$ ,  $R^{16}$ ,  $R^{17}$ ,  $R^{19}$ ,  $R^{20}$ ,  $R^{21}$  and  $R^{22}$  are independently of each other selected from:  $-H$ ,  $-F$ ,  $-Cl$ ,  $-CH_3$ ,  $-C_2H_5$ ,  $-C_3H_7$ ,  $-C_5H_9$ ,  $-C_6H_{13}$ ,  $-OCH_3$ ,  $-OC_2H_5$ ,  $-CH_2F$ ,  $-CHF_2$ ,  $-CF_3$ ,  $-C(O)-NH_2$ ,  $-SCH_3$ ,  $-SC_2H_5$ ,  $-NHC(O)CH_3$ ,  $-N(CH_3)_2$  and  $-N(C_2H_5)_2$ ;

$o$ ,  $q$ ,  $p_1$  and  $p_2$  are independently of each other an integer selected from 1, 2, 3, 4, 5, 6, 7, 8, 9, and 10.

**[0026]** The saccharides of the present invention bear basic and/or acidic substituents and they may form salts with organic or inorganic acids or bases.

50 **[0027]** Examples of suitable acids for such acid addition salt formation are hydrochloric acid, hydrobromic acid, sulfuric acid, phosphoric acid, acetic acid, citric acid, oxalic acid, malonic acid, salicylic acid, *p*-aminosalicylic acid, malic acid, fumaric acid, succinic acid, ascorbic acid, maleic acid, sulfonic acid, phosphonic acid, nitric acid, formic acid, propionic acid, gluconic acid, lactic acid, tartaric acid, hydroxymaleic acid, pyruvic acid, phenylacetic acid, benzoic acid, *p*-aminobenzoic acid, *p*-hydroxybenzoic acid, methanesulfonic acid, ethanesulfonic acid, nitrous acid, hydroxyethanesulfonic acid, ethylenesulfonic acid, *p*-toluenesulfonic acid, naphthylsulfonic acid, sulfanilic acid, camphorsulfonic acid, china acid, mandelic acid, *o*-methylmandelic acid, hydrogen-benzenesulfonic acid, picric acid, adipic acid, *d*-*o*-tolyltartaric acid, tartronic acid, (*o*, *m*, *p*)-toluic acid, naphthylamine sulfonic acid, and other mineral or carboxylic acids well known to those skilled in the art. The salts are prepared by contacting the free base form with a sufficient amount

of the desired acid to produce a salt in the conventional manner.

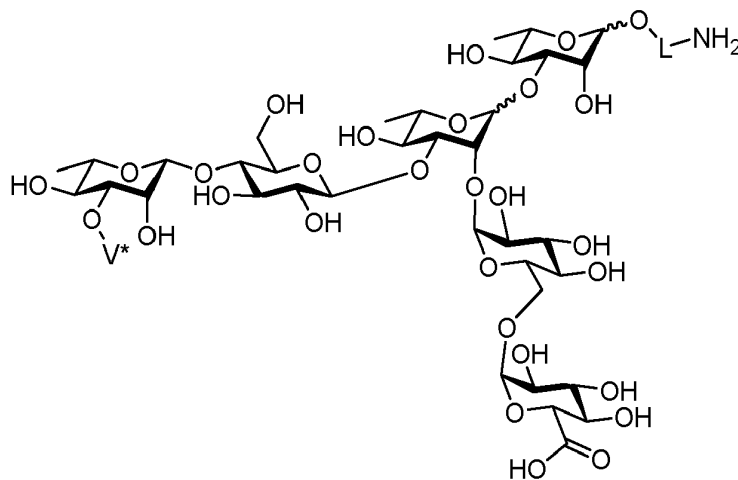
**[0028]** Examples of suitable inorganic or organic bases are, for example, NaOH, KOH,  $\text{NH}_4\text{OH}$ , tetraalkylammonium hydroxide, lysine or arginine and the like. Salts may be prepared in a conventional manner using methods well known in the art, for example by treatment of a solution of the compound of the general formula (I) with a solution of a base, selected out of the group mentioned above.

**[0029]** It is clear for the skilled person in the art of carbohydrate chemistry that the saccharides of general (I) are not containing -O-O- bonds and/or sugar fragments ( $U_x, U_{x+1}, U_{x+2}, U_{x+3}$ ) connected or bound to each other via their anomeric or C-1 carbons. It is also clear for the person skilled in the art that the stereochemistry of the glycosidic bond is the stereochemistry indicated for the anomeric center of the sugar fragment in the general formula. Hence, the stereochemistry of the anomeric center for sugar fragment  $U_1$  and  $U_5$  is  $\alpha$  or  $\beta$ , for rhamnose residue in sugar fragment  $U_2$  and  $U_6$  is  $\alpha$  or  $\beta$ , for sugar fragment  $U_3$  and  $U_7$  is  $\beta$  and for sugar fragment  $U_4$  is  $\beta$ .

**[0030]** The saccharide of general formula (I) contains a protective immunogenic epitope and is able to induce a protective immune response against *S. pneumoniae* serotype 2 bacteria in a human and/or animal host. The saccharide of general formula (I) elicits antibodies that are cross-reacting with the *S. pneumoniae* serotype 8 capsular polysaccharide (see for e.g. **Figure 5**), recognize specifically *S. pneumoniae* serotype 2 bacteria and opsonize them for killing by phagocytes. Additionally, the inventive saccharides have the advantage that these are pure synthesized compounds, which can be easily manufactured in accordance with GMP regulations.

**[0031]** Thus, the vaccine composition of the present invention contains most preferably only one single compound of the general formula (I) bound to an immunogenic carrier, preferably a carrier protein and more preferably CRM<sub>197</sub>. Thus, the compound of the general formula (I) is useful for the preparation of well defined, well characterized and pure vaccines containing only one synthetically prepared and well characterized hexa-, hepta-, octa-, nona-, deca-, undeca- or dodecasaccharide preferably linked to an immunogenic carrier, preferably a carrier protein and more preferably CRM<sub>197</sub>. Consequently, the vaccines of the present invention contain only one synthetically synthesized compound of general formulae (I) preferably linked to an immunogenic carrier, preferably a carrier protein and more preferably CRM<sub>197</sub>.

**[0032]** Preferred is a saccharide of general formula (I), wherein x represents 1 and a pharmaceutically acceptable salt thereof. Hence, a saccharide of general formula (I-a)

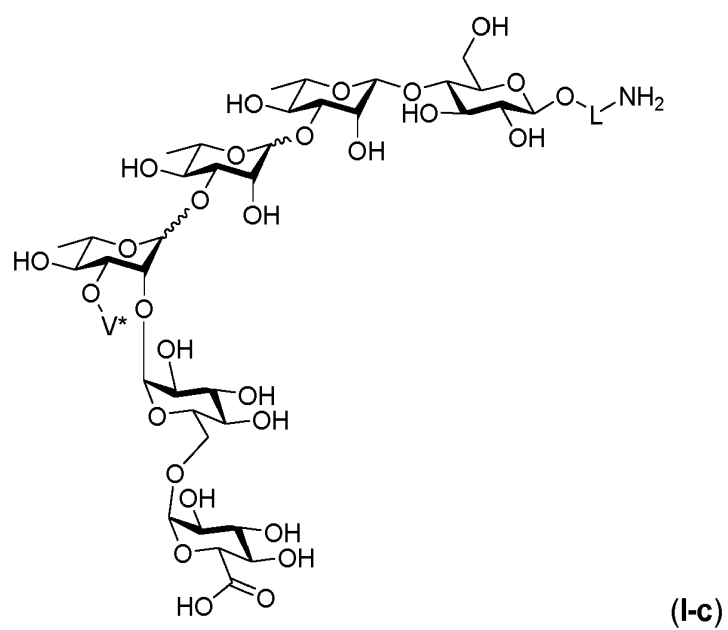
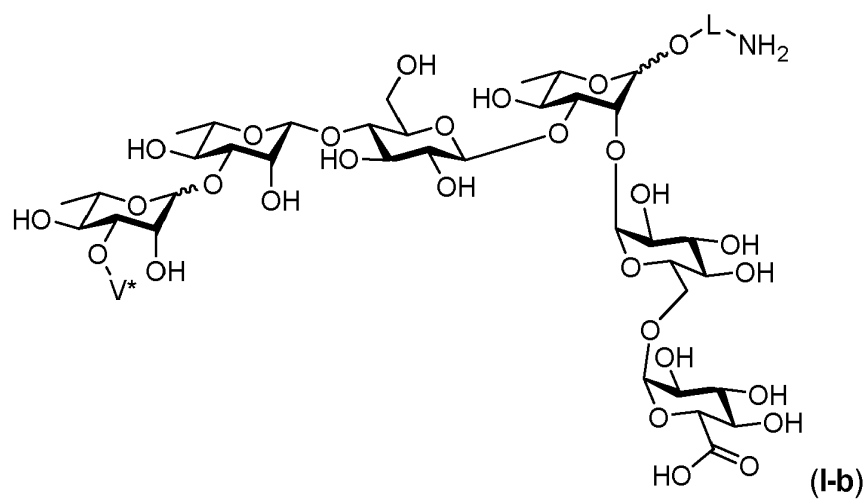


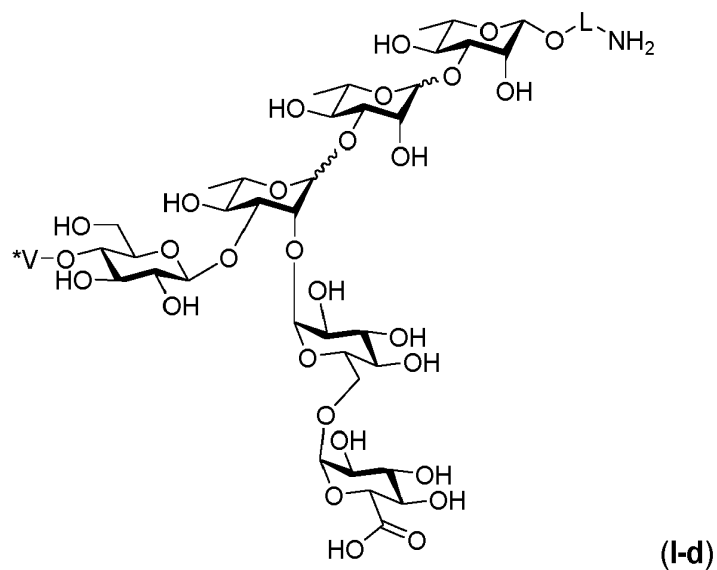
(I-a)

with L and V\* having the meaning defined herein, or a pharmaceutically acceptable salt thereof is particularly preferred.

**[0033]** Also preferred is a saccharide of general formula (I), wherein x represents 2, 3 or 4, and a pharmaceutically acceptable salt thereof. Thus, a saccharide of general formula (I-b), (I-c) or (I-d)

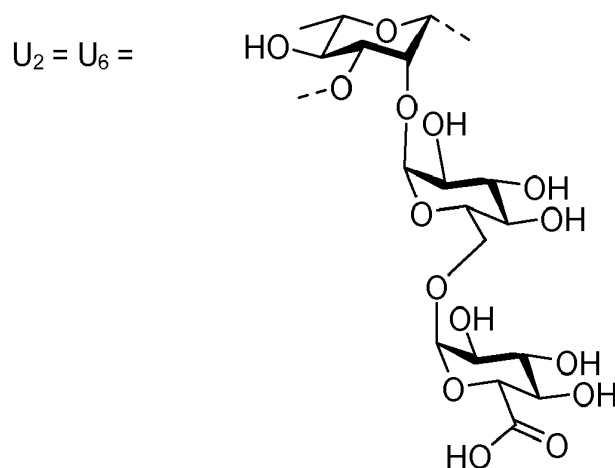






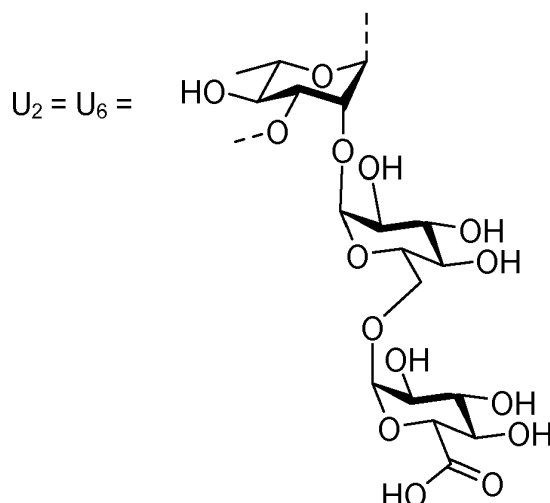
with L and V\* having the meaning defined herein, or a pharmaceutically acceptable salt thereof are also preferred.

**[0034]** It is preferred that

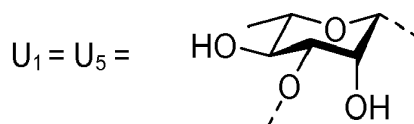


**[0035]** Thus, a saccharide of general formula (I), (I-a), (I-b), (I-c) or (I-d), wherein sugar fragment  $U_2$  and  $U_6$  has the stereochemistry  $\beta$  at the anomeric center of the rhamnose moiety is particularly preferred.

**[0036]** It is also preferred that

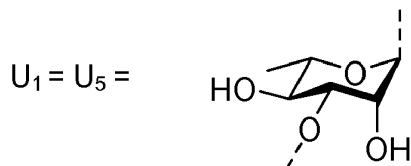


20 **[0037]** It is furthermore preferred that



**[0038]** Thus, a saccharide of general formula (I), (I-a), (I-b), (I-c) or (I-d), wherein sugar fragment  $U_1$  and/or  $U_5$  has the stereochemistry  $\beta$  at its anomeric center is particularly preferred.

30 **[0039]** It is also preferred that



**[0040]** Thus, a saccharide of general formula (I), (I-a), (I-b), (I-c) or (I-d), wherein sugar fragment  $U_1$  and/or  $U_5$  has the stereochemistry  $\alpha$  at its anomeric center is particularly preferred.

40 **[0041]** Preferably  $V^*$  represents H-. Thus, a saccharide of general formula (I), (I-a), (I-b), (I-c) or (I-d), wherein  $V^*$  represents H- is especially preferred.

**[0042]** Preferably the linker -L- is selected from:  $-L^a$ -,  $-L^a-L^e$ -,  $-L^a-L^b-L^e$ -,  $-L^a-L^d-L^e$ -; wherein  $-L^a$ - is selected from:  $-(CH_2)_o$ -,  $-(CH_2-CH_2-O)_o-C_2H_4$ -,  $-(CH_2-CH_2-O)_o-CH_2$ -;  $-L^b$  represents -O-;  $-L^d$ - is selected from:  $-(CH_2)_q$ -,  $-(CF_2)_q$ -,  $-(CH_2-CH_2-O)_q-C_2H_4$ -, and  $-(CH_2-CH_2-O)_q-CH_2$ ;

45  $-L^e$ - is selected from:  $-(CH_2)_{p1}$ -,  $-(CF_2)_{p1}$ -,  $-C_2H_4-(O-CH_2-CH_2)_{p1}$ -,  $-CH_2-(O-CH_2-CH_2)_{p1}$ - and  $-(CH_2)_{p2}-O-(CH_2)_{p2}$ -; and o, q, p1 and p2 are independently of each other an integer selected from 1, 2, 3, 4, 5, and 6.

**[0043]** Therefore, a saccharide of general formula (I), (I-a), (I-b), (I-c) or (I-d), wherein  $-L$ - is selected from:  $-L^a$ -,  $-L^a-L^e$ -,  $-L^a-L^b-L^e$ - and  $-L^a-L^d-L^e$ -;  $-L^a$ - is selected from:  $-(CH_2)_o$ -,  $-(CH_2-CH_2-O)_o-C_2H_4$ -,  $-(CH_2-CH_2-O)_o-CH_2$ -;  $-L^b$  represents -O-;

50  $-L^d$ - is selected from:  $-(CH_2)_q$ -,  $-(CF_2)_q$ -,  $-(CH_2-CH_2-O)_q-C_2H_4$ -, and  $-(CH_2-CH_2-O)_q-CH_2$ ;

$-L^e$ - is selected from:  $-(CH_2)_{p1}$ -,  $-(CF_2)_{p1}$ -,  $-C_2H_4-(O-CH_2-CH_2)_{p1}$ -,  $-CH_2-(O-CH_2-CH_2)_{p1}$ - and  $-(CH_2)_{p1}-O-(CH_2)_{p2}$ -; and o, q, p1 and p2 are independently of each other an integer selected from 1, 2, 3, 4, 5, and 6 is especially preferred.

**[0044]** Particularly preferred is a saccharide of general formula (I), (I-a), (I-b), (I-c) or (I-d), wherein

$-L$ - is selected from:  $-L^a$ -,  $-L^a-L^e$ -,  $-L^a-L^b-L^e$ - and  $-L^a-L^d-L^e$ ;

55  $-L^a$ - is selected from:  $-(CH_2)_o$ -,  $-(CH_2-CH_2-O)_o-C_2H_4$ -,  $-(CH_2-CH_2-O)_o-CH_2$ -;  $-L^b$  represents -O-;

$-L^d$ - is selected from:  $-(CH_2)_q$ -,  $-(CF_2)_q$ -,  $-(CH_2-CH_2-O)_q-C_2H_4$ -, and  $-(CH_2-CH_2-O)_q-CH_2$ ;

$-L^e$ - is selected from:  $-(CH_2)_{p1}$ -,  $-(CF_2)_{p1}$ -,  $-C_2H_4-(O-CH_2-CH_2)_{p1}$ -,  $-CH_2-(O-CH_2-CH_2)_{p1}$ - and  $-(CH_2)_{p1}-O-(CH_2)_{p2}$ ;

o, q, p1 and p2 are independently of each other an integer selected from 1, 2, 3, 4, 5, and 6; and  $V^*$  represents H-.

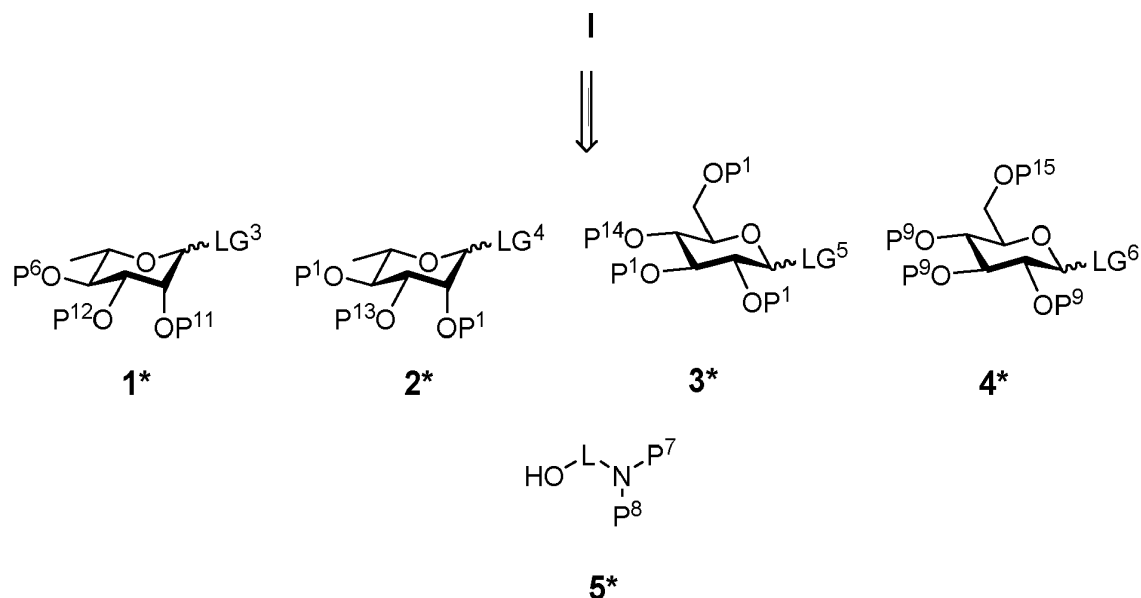
[0045] It is particularly preferred that -L- represents  $-(CH_2)_o-$  and o is an integer selected from 2, 3, 4, 5, 6, 7 and 8. Thus, a particularly preferred saccharide is a saccharide of general formula (I), (I-a), (I-b), (I-c) or (I-d), wherein -L- represents  $-(CH_2)_o-$  and o is an integer selected from 2, 3, 4, 5, 6, 7 and 8.

[0046] Even more preferred is a saccharide of general formula (I), (I-a), (I-b), (I-c) or (I-d), wherein -L- represents  $-(CH_2)_o-$  and o is an integer selected from 2, 3, 4, 5, 6, 7 and 8 and V\* represents H-.

[0047] Preferably, the inventive saccharide is selected from: 5-amino pentyl  $\beta$ -L-rhamnopyranosyl-(1 $\rightarrow$ 4)- $\beta$ -D-glucopyranosyl-(1 $\rightarrow$ 3)- $\alpha$ -L-{ $\alpha$ -D-glucopyranosyluronate-(1 $\rightarrow$ 6)- $\alpha$ -D-glucopyranosyl -(1 $\rightarrow$ 2)} rhamnopyranosyl-(1 $\rightarrow$ 3)- $\alpha$ -L-rhamnopyranoside, 4-amino butyl  $\beta$ -L-rhamnopyranosyl-(1 $\rightarrow$ 4)- $\beta$ -D-glucopyranosyl-(1 $\rightarrow$ 3)- $\alpha$ -L-{ $\alpha$ -D-glucopyranosyluronate-(1 $\rightarrow$ 6)- $\alpha$ -D-glucopyranosyl -(1 $\rightarrow$ 2)} rhamnopyranosyl-(1 $\rightarrow$ 3)- $\alpha$ -L-rhamnopyranoside, 6-amino hexyl  $\beta$ -L-rhamnopyranosyl-(1 $\rightarrow$ 4)- $\beta$ -D-glucopyranosyl-(1 $\rightarrow$ 3)- $\alpha$ -L-{ $\alpha$ -D-glucopyranosyluronate-(1 $\rightarrow$ 6)- $\alpha$ -D-glucopyranosyl -(1 $\rightarrow$ 2)} rhamnopyranosyl-(1 $\rightarrow$ 3)- $\alpha$ -L-rhamnopyranoside, 3-amino propyl  $\beta$ -L-rhamnopyranosyl-(1 $\rightarrow$ 4)- $\beta$ -D-glucopyranosyl-(1 $\rightarrow$ 3)- $\alpha$ -L-{ $\alpha$ -D-glucopyranosyluronate-(1 $\rightarrow$ 6)- $\alpha$ -D-glucopyranosyl -(1 $\rightarrow$ 2)} rhamnopyranosyl-(1 $\rightarrow$ 3)- $\alpha$ -L-rhamnopyranoside, and 2-amino ethyl  $\beta$ -L-rhamnopyranosyl-(1 $\rightarrow$ 4)- $\beta$ -D-glucopyranosyl-(1 $\rightarrow$ 3)- $\alpha$ -L-{ $\alpha$ -D-glucopyranosyluronate-(1 $\rightarrow$ 6)- $\alpha$ -D-glucopyranosyl-(1 $\rightarrow$ 2)} rhamnopyranosyl-(1 $\rightarrow$ 3)- $\alpha$ -L-rhamnopyranoside.

### Chemical synthesis

[0048] A saccharide of general formula (I) according to the present invention can be efficiently assembled using monosaccharides 1\*, 2\*, 3\* and 4\* as well as amino-alcohol linker 5\* as starting material (Scheme 1).



Scheme 1: Retrosynthetic analysis.

[0049] In Scheme 1, P1, P6 - P9, P11- P15 represent protecting groups, while LG3 - LG6 represent leaving groups or temporary protecting groups.

[0050] The term "protecting group" as used herein refers to commonly used groups in organic synthesis for protection of amino and hydroxyl groups. Suitable hydroxyl protecting groups include, but are not limited to acetyl, benzyl, benzoyl, p-methoxybenzyl, p-methoxyphenyl, p-bromobenzyl, p-nitrophenyl, allyl, isopropyl, levulinoyl, dimethoxytrityl, trityl, 2-naphthylmethyl, pyvaloyl, triisopropylsilyl, *tert*-butyldimethylsilyl, *tert*-butyldiphenylsilyl, *tert*-butylmethoxyphenylsilyl, triethylsilyl, trimethylsilyl, 2-trimethylsilylethoxymethyl, picolyl, 9-fluorenylmethoxy carbonyl.

[0051] Suitable amino protecting group include, but are not limited to *tert*-butoxy carbonyl, 9-fluorenylmethoxy carbonyl, allyloxy carbonyl, 2,2,2-trichloroethyloxy carbonyl, benzyloxy carbonyl; carbonyls such as trifluoro acetyl, trichloro acetyl, acetyl, or benzoyl and aromatic alkyl such as benzyl, p-methoxybenzyl, p-methoxyphenyl, p-bromobenzyl, p-nitrophenyl, or 2-naphthylmethyl.

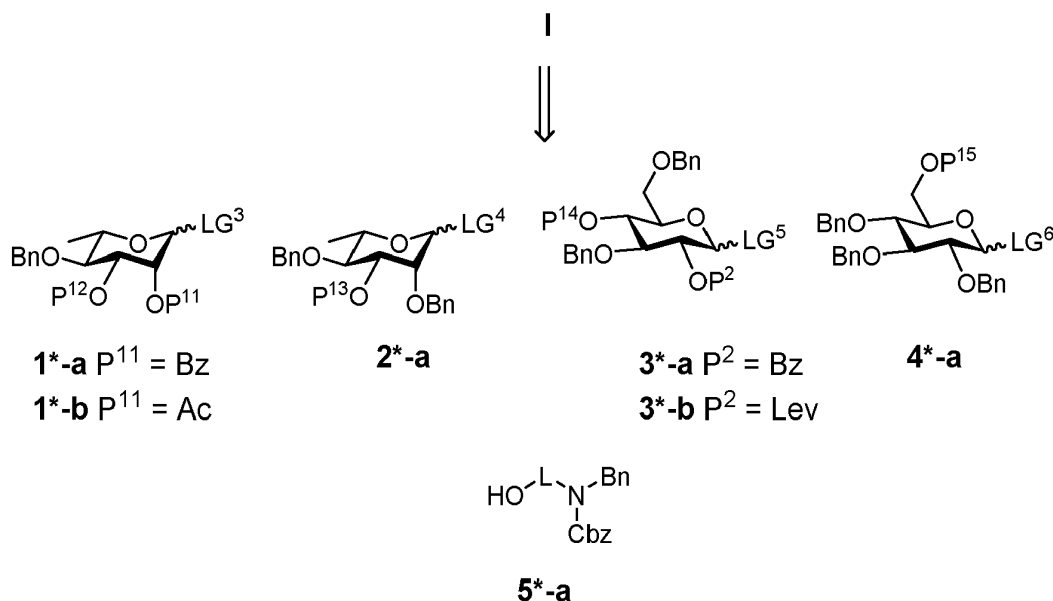
[0052] The protecting groups can be differentiated in "permanent protecting groups" and "temporary protecting groups". Permanent protecting groups are protecting groups that are stable during the entire synthesis and that can be efficiently removed at the late stage of the synthesis. The temporary protecting groups are generally orthogonal protecting groups that can be selectively removed at different levels of the synthesis to free hydroxyl groups for subsequent introduction

of different substituents, including monosaccharides, other protecting groups or other residues present on the molecule.

**[0053]** The ingenious choice of protecting groups allows expedient access to a library of saccharides of general formula (I) functionalized with an amino group for subsequent conjugation to an immunogenic carrier or a solid support.

**[0054]** For expediently assembling the saccharide of general formula (I), protecting groups P<sup>1</sup>, P<sup>2</sup>, P<sup>6</sup>, P<sup>7</sup>, P<sup>8</sup> and P<sup>9</sup> are permanent protecting groups, protecting groups P<sup>12</sup>, P<sup>13</sup>, P<sup>14</sup> and P<sup>15</sup> represent temporary protecting groups and protecting group P<sup>11</sup> is either a permanent protecting group or a temporary permanent group.

**[0055]** It is particularly advantageous that P<sup>1</sup>, P<sup>6</sup>, P<sup>7</sup> and P<sup>9</sup> are benzyl groups, P<sup>2</sup> is an acetyl or benzoyl group, P<sup>8</sup> is a benzyloxy carbonyl, P<sup>11</sup> is a levulinoyl or a benzoyl group, P<sup>12</sup> is any hydroxyl protecting group orthogonal to P<sup>11</sup> and P<sup>6</sup>, P<sup>13</sup> is any hydroxyl protecting group orthogonal to P<sup>1</sup>, P<sup>14</sup> is any hydroxyl protecting group orthogonal to P<sup>1</sup> and P<sup>15</sup> is any hydroxyl protecting group orthogonal to P<sup>9</sup>. Thus, a saccharide of general formula (I) can be advantageously synthesized starting from monosaccharides **1\*-a**, **1\*-b**, **2\*-a**, **3\*-a**, **3\*-b**, **4\*-a** and aminoalcohol linker **5\*-a**, wherein P<sup>12</sup> is any alcohol protecting group orthogonal to P<sup>11</sup> and benzyl, P<sup>13</sup> is any alcohol protecting group orthogonal to benzyl, P<sup>14</sup> is any alcohol protecting group orthogonal to benzyl and P<sup>2</sup>, and P<sup>15</sup> is any alcohol protecting group orthogonal to benzyl (see Scheme 2).

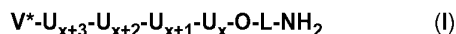


**Scheme 2: Retrosynthetic analysis**

**[0056]** LG<sup>3</sup>-LG<sup>6</sup> represent leaving groups including halides, thioethers, imidates, acetates, and phosphates, or OP<sup>16</sup>, wherein P<sup>16</sup> is a temporary protecting group that is orthogonal to the other protecting groups on the molecule such as p-methoxyphenyl, triethyl silyl, trimethyl silyl, *t*-butyldimethyl silyl, *t*-butyldiphenyl silyl, hexydimethylsilyl, and trimethyl silyl ethyl (Me<sub>3</sub>SiCH<sub>2</sub>CH<sub>2</sub>).

**[0057]** Thus, starting from the building blocks **1\***, **2\***, **3\***, **4\*** and **5\***, but preferably from building blocks **1\*-a**, **1\*-b**, **2\*-a**, **3\*-a**, **3\*-b**, **4\*-a** and **5\*-a**, any saccharide of general formula (I) can be synthesized by linear synthesis or by modular synthesis via glycosylation, deprotection and/or protecting group conversion reactions.

**[0058]** Another aspect according to the present invention is directed to a method of synthesis of a saccharide of general formula (I)



wherein

5

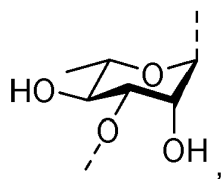
10

15

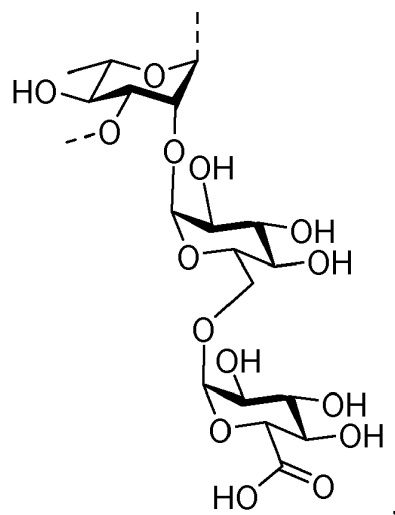
20

25

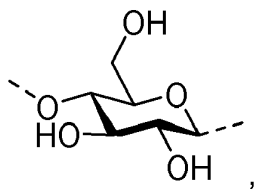
$U_1 =$



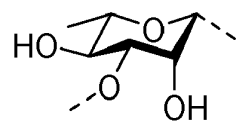
$U_2 =$



$U_3 =$



$U_4 =$

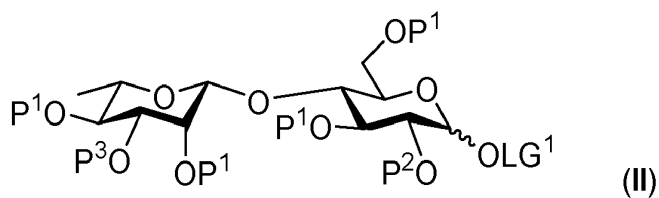


[0059] V\* represents H-, x represents 1 and linker L has the meaning defined herein comprising the following steps:

A) reacting a disaccharide of general formula (II)

30

35

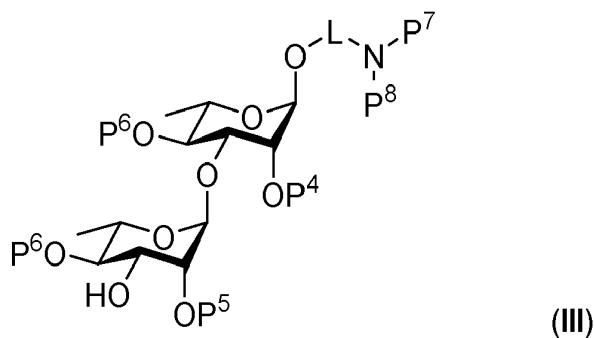


wherein  $P^1 - P^3$  represent protecting groups, and  $LG^1$  represents a leaving group, with a disaccharide of general formula (III)

40

45

50

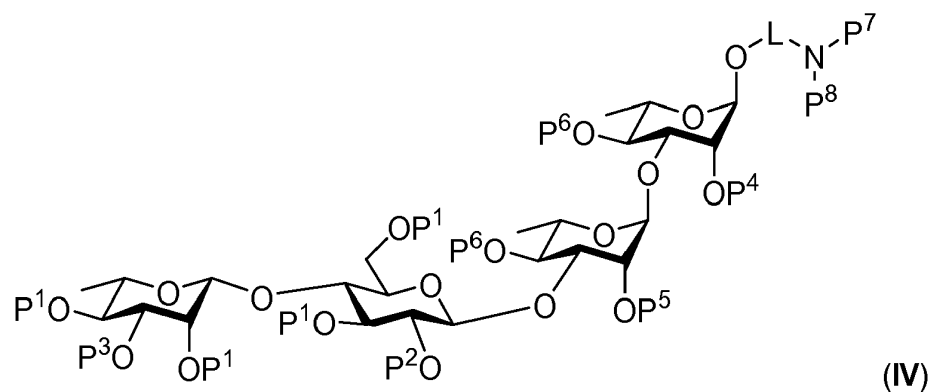


wherein  $P^4 - P^8$  represent protecting groups and L has the meaning defined herein to obtain a tetrasaccharide of general formula (IV)

55

5

10



15

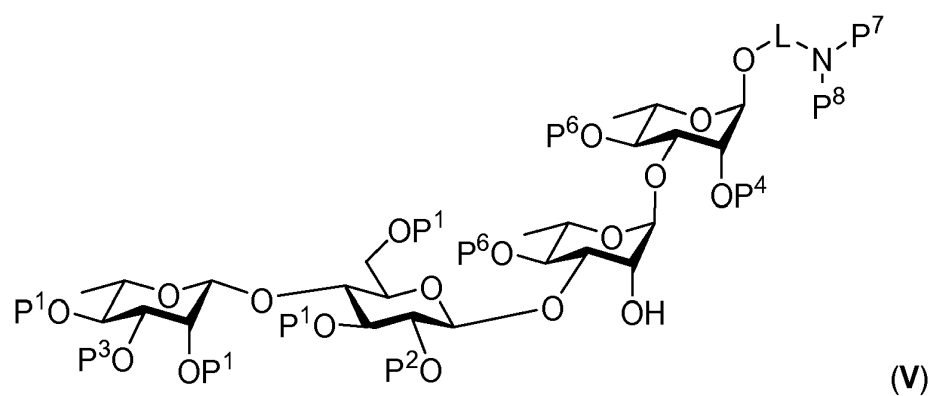
wherein P<sup>1</sup> - P<sup>8</sup> represent protecting groups;  
and

20

**B)** subjecting the tetrasaccharide of general formula (IV) to selective deprotection to obtain a compound of general formula (V)

25

30



35

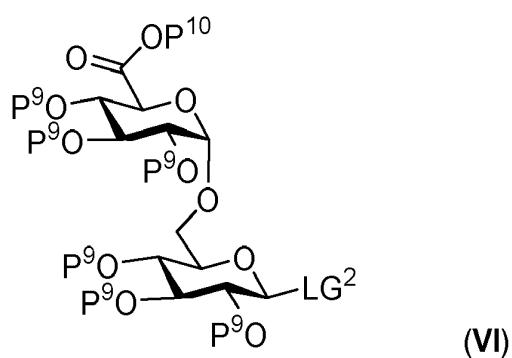
wherein P<sup>1</sup> - P<sup>4</sup>, P<sup>6</sup> - P<sup>8</sup> represent protecting groups and L has the meaning defined herein;  
and

40

**C)** reacting the disaccharide of general formula (V) with a compound of general formula (VI)

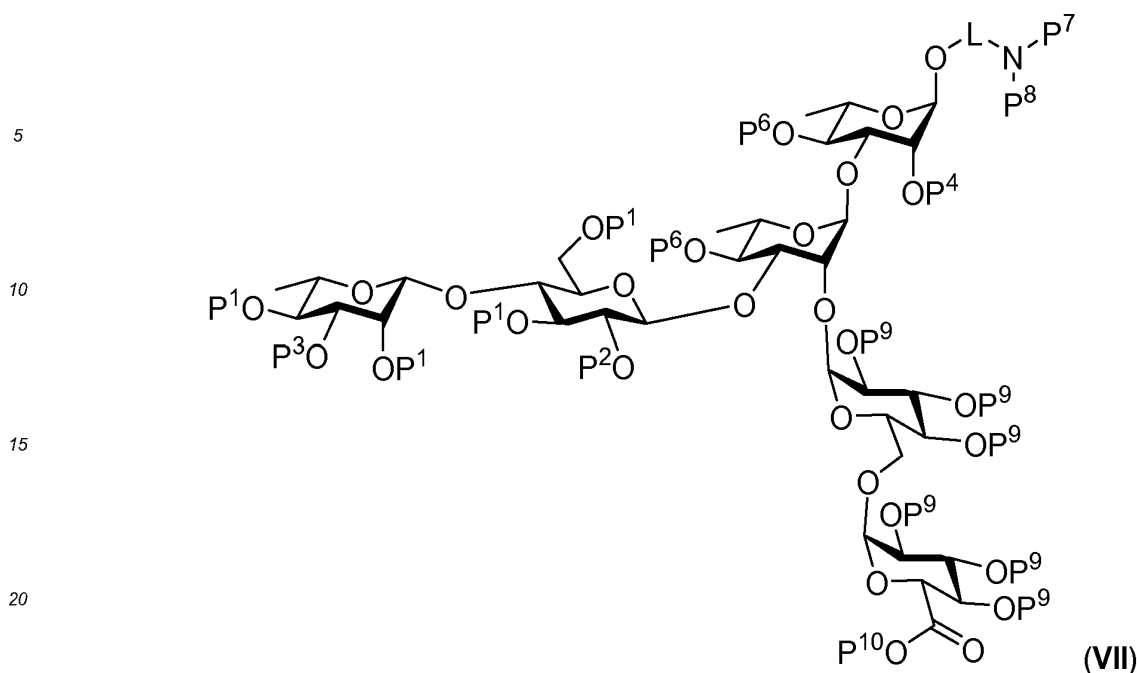
45

50



55

wherein P<sup>9</sup> and P<sup>10</sup> represent protecting groups and LG<sup>2</sup> represents a leaving group to obtain a hexasaccharide of general formula (VII)



wherein  $P^1 - P^4$ ,  $P^6 - P^{10}$  represent protecting groups and L has the meaning defined herein; and

D) performing the removal of protecting groups  $P^1 - P^4$ ,  $P^6 - P^{10}$  on the compound of general formula (VII).

**[0060]** The disaccharides of general formula (II), (III) and (VI) used as reagents in the method of the present invention can be assembled from the building blocks **1\***, **2\***, **3\***, **4\*** and **5\***, but preferably from building blocks **1\*-a**, **1\*-b**, **2\*-a**, **3\*-a**, **3\*-b**, **4\*-a** and **5\*-a**. For example, the disaccharide of general formula (II) can be synthesized starting from monosaccharides **2\*** and **3\***, and preferably starting from monosaccharides **2\*a** and **3\*a** or **3\*b**, the disaccharide of general formula (III) can be synthesized starting from monosaccharide **1\*** and amino-alcohol **5\***, but preferably starting from monosaccharide **1\*a** and/or **1\*b** and amino-alcohol **5\*a**.

**[0061]**  $P^1 - P^{10}$  represent protecting groups for amino group, hydroxyl group and carboxylic acid group, while  $LG^1$  and  $LG^2$  represent leaving groups.

**[0062]** Suitable hydroxyl protecting groups include, but are not limited to acetyl, benzyl, benzoyl, *p*-methoxybenzyl, *p*-methoxyphenyl, *p*-bromobenzyl, *p*-nitrophenyl, allyl, isopropyl, levulinyl, dimethoxytrityl, trityl, 2-naphthylmethyl, pyvaloyl, triisopropylsilyl, *tert*-butyldimethylsilyl, *tert*-butyldiphenylsilyl, *tert*-butylmethoxyphenylsilyl, triethylsilyl, trimethylsilyl, 2-trimethylsilylethoxymethyl, picoloyl, 9-fluorenylmethoxy carbonyl.

**[0063]** Suitable amino protecting groups include, but are not limited to *tert*-butoxy carbonyl, 9-fluorenylmethoxy carbonyl, allyloxy carbonyl, 2,2,2-trichloroethyloxy carbonyl, benzyloxy carbonyl (Cbz), carbonyls such as trifluoro acetyl, trichloro acetyl, acetyl, or benzoyl and aromatic alkyl such as benzyl, *p*-methoxybenzyl, *p*-methoxyphenyl, *p*-bromobenzyl, *p*-nitrophenyl, or 2-naphthylmethyl.

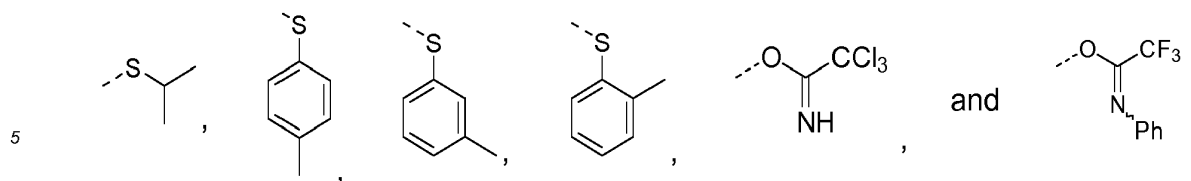
**[0064]** A carboxylic acid can be protected as methyl ester, ethyl ester, allyl ester, isopropyl ester, *tert*-butyl ester, phenyl ester, benzyl ester or *p*-methoxybenzyl ester. Thus, protecting group  $P^{10}$  can be a methyl, ethyl, allyl, isopropyl, *tert*-butyl, phenyl, benzyl or *p*-methoxybenzyl.

**[0065]** Suitable leaving groups include halides, thioethers, imidates, acetates, and phosphates.

**[0066]** To obtain high reaction yields and expedite the synthesis, it is advantageous that protecting groups  $P^1$ ,  $P^6$ ,  $P^7$ ,  $P^9$  represent benzyl groups,  $P^8$  is a benzyloxy carbonyl group,  $P^2$ ,  $P^3$  and  $P^4$  represent independently of each other an acetyl or benzoyl group and  $P^5$  is any hydroxyl protecting group orthogonal to protecting groups  $P^1 - P^4$ ,  $P^6 - P^{10}$ . It is furthermore preferred that protecting group  $P^5$  is a levulinyl.

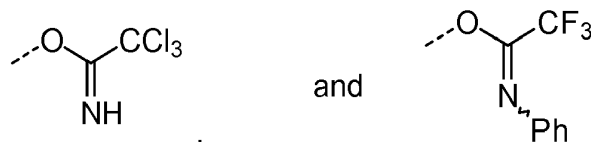
**[0067]** It is preferred that leaving groups  $LG^1$  and  $LG^2$  are selected from  $-SCH_3$ ,  $-SCH_2CH_3$ ,  $-SPh$ ,  $-OPO_3Bu_2$





[0068] It is especially preferred that leaving group  $LG^1$  is selected from

10



15

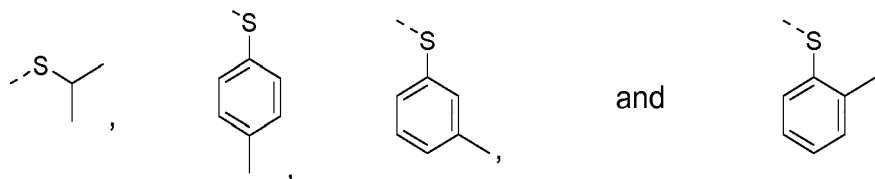
[0069] In such case, it is advantageous performing step A in presence of an imidate activating agent in an apolar solvent. Preferred apolar solvents are toluene, and halogenated solvents, such as chloroform and methylene chloride. Imidate activating agents are Lewis acids, such as silyl triflate or silver triflate. Examples of silyl triflate include, but are not restricted to trimethylsilyl trifluoromethanesulfonate, *tert*-butyl dimethyl trifluoromethanesulfonate, triisopropyl trifluoromethanesulfonate.

20

[0070] Preferably, the disaccharide of general formula (II) is reacted with a disaccharide of general formula (III) at a temperature of from about  $-60^\circ\text{C}$  to about  $0^\circ\text{C}$ , more preferably from about  $-40^\circ\text{C}$  to about  $0^\circ\text{C}$ .

[0071] It is also preferred that leaving group  $LG^2$  is selected from:  $-\text{SCH}_3$ ,  $-\text{SCH}_2\text{CH}_3$ ,  $-\text{SPh}$ ,

25



30

[0072] In such case, it is advantageous performing step C in presence of a thioether activating agents in a mixture of polar aprotic solvent and apolar solvent. Thioether activating agents include, but are not restricted to: NIS/TfOH, NIS/TM-SOTf, NIS/ $\text{BF}_3 \cdot \text{Et}_2\text{O}$ , NIS/AgOTf, DMTST/ $\text{Tf}_2\text{O}$ , IDPC, BSP/ $\text{Tf}_2\text{O}$ ,  $\text{Ph}_2\text{SO}/\text{Tf}_2\text{O}$ . Preferred polar aprotic solvents are tetrahydrofuran, diethyl ether and 1,4-dioxane. Preferred apolar solvents are toluene, halogenated solvents such as chloroform and methylene chloride. Preferred mixtures of apolar and polar aprotic solvent are: methylene chloride / 1,4-dioxane, methylene chloride / tetrahydrofuran, methylene chloride / diethyl ether, toluene / diethyl ether, toluene / tetrahydrofuran. Preferably, the tetrasaccharide of general formula (V) is reacted with a disaccharide of general formula (VI) at a temperature of from about  $-60^\circ\text{C}$  to about  $30^\circ\text{C}$ , more preferably from about  $-45^\circ\text{C}$  to about  $15^\circ\text{C}$ , and even more preferably  $-30^\circ\text{C}$  to about  $0^\circ\text{C}$ .

35

40

[0073] The removal of protecting groups  $P^1 - P^4$ ,  $P^6 - P^{10}$  on the compound of general formula (VII) involves first removal of base-labile groups by treatment with a base in a mixture of polar aprotic and polar protic solvent; and second cleavage of the protecting groups sensitive to hydrogenation. For the first step suitable aprotic solvents include tetrahydrofuran, acetone, *N,N*-dimethylformamide, acetonitrile and *N,N*-dimethylsulfoxide, which are mixed with a suitable protic solvent such as water and alcohols including methanol, ethanol, propanol, isopropanol or *tert*-butanol.

45

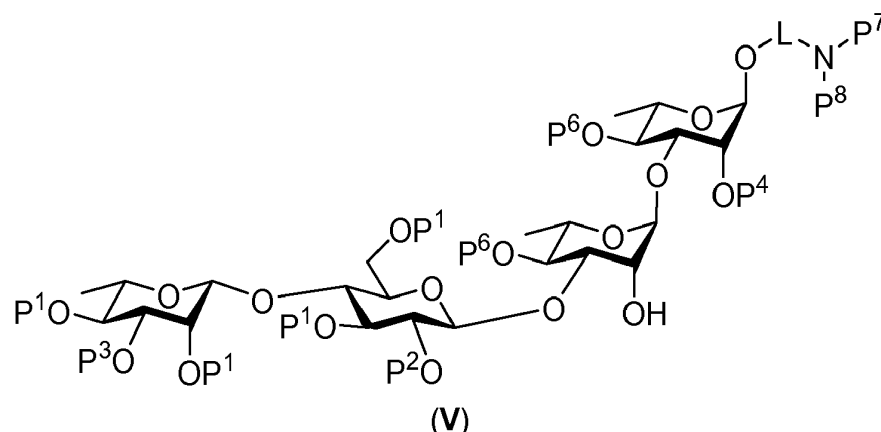
[0074] The basic cleavage of the protecting groups is preferably performed at room temperature comprised between  $0^\circ\text{C}$  and room temperature. Appropriate base for performing first step include lithium hydroxide, sodium hydroxide, potassium hydroxide and sodium methoxide. The cleavage of the protecting groups sensitive to hydrogenation is conducted by exposure to hydrogen in presence of a hydrogenation catalyst in a mixture of polar protic and polar aprotic solvents at room temperature.

50

### Intermediate

[0075] Another aspect of the present invention is directed to an intermediate of general formula (V)

55



wherein P<sup>1</sup> - P<sup>4</sup>, P<sup>6</sup> - P<sup>8</sup> represent protecting groups and L has the meaning defined herein. P<sup>1</sup>- P<sup>4</sup>, P<sup>5</sup> and P<sup>6</sup> are hydroxyl protecting groups, while P<sup>7</sup> and P<sup>8</sup> are amino protecting groups.

**[0076]** Suitable protecting groups for a hydroxyl group include, but are not limited to acetyl, benzyl, benzoyl, p-methoxybenzyl, p-methoxyphenyl, p-bromobenzyl, p-nitrophenyl, allyl, isopropyl, levuliny, dimethoxytrityl, trityl, 2-naphthylmethyl, pyvaloyl, triisopropylsilyl, *tert*-butyldimethylsilyl, *tert*-butyldiphenylsilyl, *tert*-butylmethoxyphenylsilyl, triethylsilyl, trimethylsilyl, 2-trimethylsilylethoxymethyl, picoloyl, 9-fluorenylmethoxy carbonyl.

**[0077]** Suitable protecting groups for an amino group include, but are not limited to *tert*-butyloxy carbonyl, 9-fluorenylmethoxy carbonyl, allyloxy carbonyl, 2,2,2-trichloroethyloxy carbonyl, benzyloxy carbonyl; carbonyls such as trifluoroacetyl, trichloro acetyl, acetyl, or benzoyl and aromatic alkyl such as benzyl, p-methoxybenzyl, p-methoxyphenyl, p-bromobenzyl, p-nitrophenyl, or 2-naphthylmethyl.

**[0078]** Preferred is an intermediate of general formula (V), wherein P<sup>1</sup>, P<sup>6</sup> and P<sup>7</sup> represent a benzyl group, P<sup>2</sup>, P<sup>3</sup> and P<sup>4</sup> are independently of each other selected from benzoyl and acetyl group, and P<sup>8</sup> represents a benzyloxy carbonyl (Cbz) group. Such intermediate can be efficiently coupled with a disaccharide of general formula (VI) to provide the hexasaccharide of general formula (VII).

### Conjugate

**[0079]** Another aspect of the present invention is directed to a conjugate comprising a synthetic saccharide of general formula (I) covalently bound or covalently linked to an immunogenic carrier through the nitrogen atom of the -O-L-NH<sub>2</sub> group. In other words, another aspect of the present invention is directed to a saccharide of any of the general formulae (I), (I-a), (I-b), (I-c) or (I-d) conjugated with an immunogenic carrier through the nitrogen atom of the -O-L-NH<sub>2</sub> group. The inventive conjugate comprising a synthetic saccharide of the general formula (I), (I-a), (I-b), (I-c) or (I-d) covalently bound or covalently linked to an immunogenic carrier through the nitrogen atom of the -O-L-NH<sub>2</sub> group is also defined as a conjugate obtained by reacting a saccharide of any of the general formulae (I), (I-a), (I-b), (I-c) or (I-d) with an immunogenic carrier. Said conjugate proved to be efficient as a vaccine for immunization against diseases associated with *Streptococcus pneumoniae* serotype 2 bacteria.

**[0080]** Saccharides are known by the person skilled in the art as generally TI-2 (T cell independent-2) antigens and poor immunogens. TI-2 antigens are antigens, which are recognized only by mature B cells through the cross linking of surface exposed immunoglobulin receptors. Without T cell help, no immunological memory is generated and neither isotype switching from IgM to other IgG subclasses, nor B cells affinity maturation occurs. Moreover, saccharides are known as poor immunogens in humans due to the structural homology to human glycolipids and glycoproteins. Due to their poor immunogenic properties, saccharides manifest poor ability to produce both antibody production by B cells, as well as the formation of memory cells, features which are essential for the production of potent vaccines.

**[0081]** Therefore, to produce a potent saccharide-based vaccine, a saccharide of general formula (I), (I-a), (I-b), (I-c) or (I-d) is conjugated to an immunogenic carrier to provide a conjugate presenting increased immunogenicity in comparison with the saccharide.

**[0082]** Said conjugate consists of at least one synthetic saccharide of the general formula (I), (I-a), (I-b), (I-c) or (I-d) and an immunogenic carrier to which the at least one saccharide of the general formula (I), (I-a), (I-b), (I-c) or (I-d) is covalently bound.

**[0083]** Surprisingly, it was found that immunization with a conjugate according to the present invention results in the production of high titers of antibodies specific to the carbohydrate part of the saccharide according to the present invention. Said antibodies are cross-reacting with the natural *S. pneumoniae* serotype 2 capsular polysaccharide and present

opsonophagocytic and bactericidal activity, thus conferring protection against *S. pneumoniae* serotype 2 bacteria.

**[0084]** In this context the term "immunogenic carrier" is defined as a structure, which is conjugated to the saccharide to form a conjugate that presents an increased immunogenicity in comparison with the saccharide *per se*. Thus, the conjugation of a saccharides of the general formula (I), (I-a), (I-b), (I-c) or (I-d) to the immunogenic carrier has as effect the stimulation of the immune response against the saccharide of the general formula (I), (I-a), (I-b), (I-c) or (I-d) without inducing an immune response against the said immunogenic carrier.

**[0085]** Preferred immunogenic carriers are carrier proteins or glycosphingolipids with immunomodulatory properties. For the person skilled in the art, a carrier protein is a protein selected from the group comprising or consisting of: a diphtheria toxoid, a mutated diphtheria toxoid, a modified diphtheria toxoid, a mutated and modified diphtheria toxoid, a tetanus toxoid, a modified tetanus toxoid, a mutated tetanus toxoid, outer membrane protein (OMP), bovine serum albumin (BSA), keyhole limpet hemocyanine (KLH), cholera toxoid (CT) and protein D (a non-typeable *Haemophilus influenzae* protein).

**[0086]** The term "toxoid" as used herein refers to a bacterial toxin (usually an exotoxin), whose toxicity has been inactivated or suppressed either by chemical (formalin) or heat treatment, while other properties, typically immunogenicity, are maintained. A mutated toxoid as used herein is a recombinant bacterial toxin, which has been amended to be less toxic or even non-toxic by amending the wild-type amino acid sequence. Such a mutation could be a substitution of one or more amino acids. Such a mutated toxoid presents on its surface a functionality that can react with the functional group Y of the interconnecting molecule to provide a modified toxoid. Said functionality is known to the person skilled in the art and includes, but is not restricted to the primary amino functionality of a lysine residue that can react with activated esters, an isocyanate group or an aldehyde in presence of a reducing agent, to the carboxylate functionality of a glutamate or aspartate residue that can be activated by carbodiimides or to the thiol functionality of a cysteine residue.

**[0087]** Activated esters include, but are not restricted to N-( $\gamma$ -maleimidobutyryloxy) sulfo-succinimide ester (sulfo-GMBS), succinimidyl (4-iodoacetyl) aminobenzoate (sulfo-SIAB), succinimidyl-3-(bromoacetamido)propionate (SBAP), disuccinimidyl glutarate (DSG), disuccinimidyl adipate (DSA), 2-pyridyldithiol-tetraoxatetradecane-N-hydroxysuccinimide (PEG-4-SPDP), bis-(4-nitrophenyl) adipate and bis-(4-nitrophenyl) succinate (see **Figure 1**). Preferred activated esters are disuccinimidyl adipate (DSA), disuccinimidyl glutarate (DSG), bis-(4-nitrophenyl) adipate and bis-(4-nitrophenyl) succinate.

**[0088]** The cysteine residue on the carrier protein can be converted to the corresponding dehydroalanine that can be further reacted with a suitable interconnecting molecule to provide modified carrier protein having on their surface the functional group X of the interconnecting molecule.

**[0089]** It is especially preferred that the inventive saccharides described herein are conjugated to the non-toxic mutated diphtheria toxin CRM<sub>197</sub> presenting as a functionality a primary amine functionality of a lysine residue.

**[0090]** CRM<sub>197</sub> like wild-type diphtheria toxin is a single polypeptide chain of 535 amino acids (58 kD) consisting of two subunits linked by disulfide bridges having a single amino acid substitution of glutamic acid for glycine. It is utilized as a carrier protein in a number of approved conjugate vaccines for diseases such as Prevnar.

**[0091]** Thus, in a preferred embodiment of the present invention the carrier protein presents on its surface primary amino functionalities of lysine residues that are able to react with the functional group Y of the interconnecting molecule to provide modified carrier protein having on their surface said functional group X of the interconnecting molecule, which is able to react with the terminal amino group of the linker functionalizing the inventive saccharides.

**[0092]** Said functional group X of the interconnecting molecules is selected from the group comprising or consisting of maleimide;  $\alpha$ -iodoacetyl;  $\alpha$ -bromoacetyl; and N-hydroxysuccinimide ester (NHS), aldehyde, imidoester, carboxylic acid, alkyl sulfonate, sulfonyl chloride, epoxide, anhydride, carbonate (see **Figure 2**).

**[0093]** Preferred is a conjugate of general formula (X)

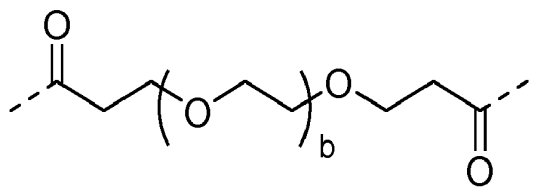


wherein m is comprised between about 2 and about 18;

-W- is selected from:



and



a represents an integer from 1 to 10;

b represents an integer from 1 to 4; and

$V^*$ ,  $U_{x+3}$ ,  $U_{x+2}$ ,  $U_{x+1}$ ,  $U_x$ , x and L have the meanings defined herein.

**[0094]** As well known to the skilled person, "m" in structure **X** corresponds to the average load of saccharide units per unit of CRM<sub>197</sub> protein as determined by MALDI-TOF MS method using the molecular weight of CRM<sub>197</sub> as reference (see for e.g. Figure 4). By varying the reaction conditions for the coupling of the saccharide according to the present invention to the CRM<sub>197</sub> carrier protein any conjugate of structure **X** with m being comprised between about 2 and about 18 can be obtained.

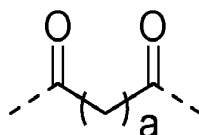
**[0095]** Preferably, the linker -L- is selected from:  $-L^a$ -,  $-L^a-L^e$ -,  $-L^a-L^b-L^e$ -, and  $-L^a-L^d-L^e$ -;

$-L^a$ - is selected from:  $-(CH_2)_o$ -,  $-(CH_2-CH_2-O)_o-C_2H_4$ -,  $-(CH_2-CH_2-O)_o-CH_2$ -;  $-L^b$ - represents -O-;

$-L^d$ - is selected from:  $-(CH_2)_q$ -,  $-(CF_2)_q$ -,  $-(CH_2-CH_2-O)_q-C_2H_4$ -, and  $-(CH_2-CH_2-O)_q-CH_2$ -;

$-L^e$ - is selected from:  $-(CH_2)_{p1}$ -,  $-(CF_2)_{p1}$ -,  $-C_2H_4-(O-CH_2-CH_2)_{p1}$ -,  $-CH_2-(O-CH_2-CH_2)_{p1}$ - and  $-(CH_2)_{p1}-O-(CH_2)_{p2}$ -; and o, q, p1 and p2 are independently of each other an integer selected from 1, 2, 3, 4, 5, and 6.

**[0096]** It is also preferred that -W- represents



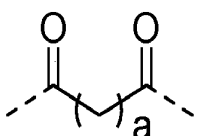
and a is an integer selected from 2, 3, 4, 5 and 6 is especially preferred.

**[0097]** Hence, a conjugate of general formula (**X**), wherein

the linker -L- is selected from:  $-L^a$ -,  $-L^a-L^e$ -,  $-L^a-L^b-L^e$ -, and  $-L^a-L^d-L^e$ -;  $-L^a$ - is selected from:  $-(CH_2)_o$ -,  $-(CH_2-CH_2-O)_o-C_2H_4$ -,  $-(CH_2-CH_2-O)_o-CH_2$ -;  $-L^b$ - represents -O-;

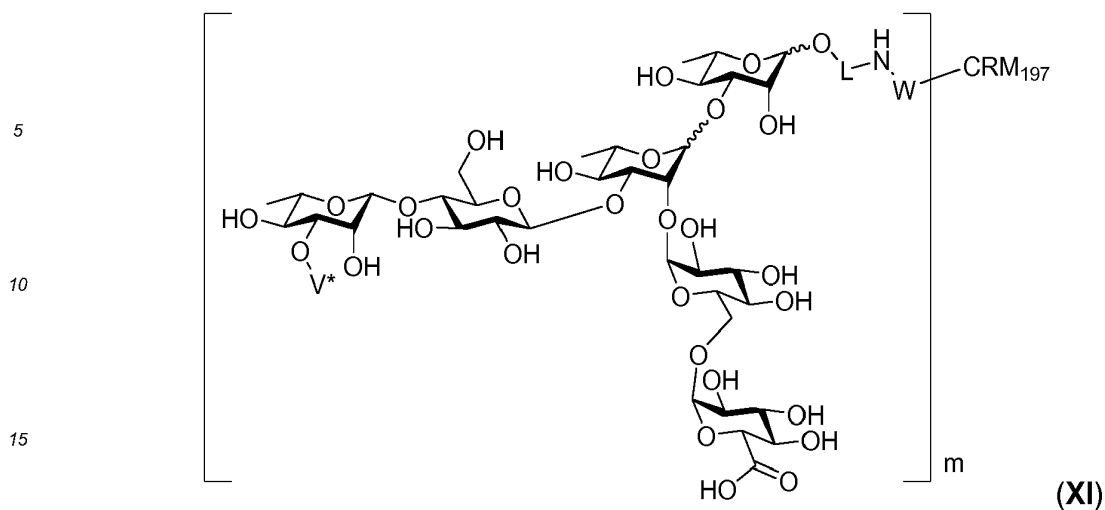
$-L^d$ - is selected from:  $-(CH_2)_q$ -,  $-(CF_2)_q$ -,  $-(CH_2-CH_2-O)_q-C_2H_4$ -, and  $-(CH_2-CH_2-O)_q-CH_2$ -;

$-L^e$ - is selected from:  $-(CH_2)_{p1}$ -,  $-(CF_2)_{p1}$ -,  $-C_2H_4-(O-CH_2-CH_2)_{p1}$ -,  $-CH_2-(O-CH_2-CH_2)_{p1}$ - and  $-(CH_2)_{p1}-O-(CH_2)_{p2}$ -; o, q, p1 and p2 are independently of each other an integer selected from 1, 2, 3, 4, 5, and 6; -W- represents



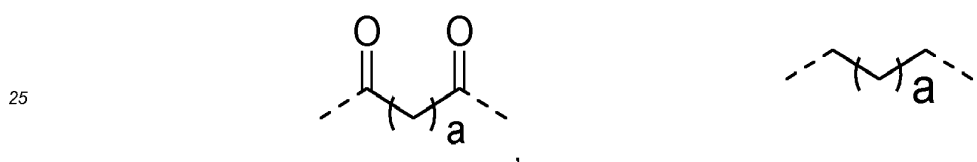
and a is an integer selected from 2, 3, 4, 5 and 6 is especially preferred.

**[0098]** Even more preferred is a conjugate of general formula (**X**), wherein x represents 1. Thus, a conjugate of general formula (**XI**)

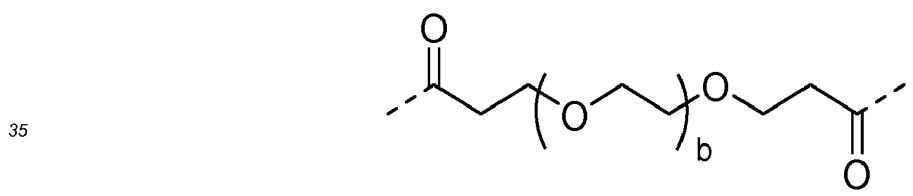


wherein  $m$  is comprised between about 2 and about 18;

-W- is selected from:



and



$a$  represents an integer from 1 to 10;

$b$  represents an integer from 1 to 4;

$V^*$ - represents H-, H- $U_1$ -, H- $U_2$ - $U_1$ -, H- $U_3$ - $U_2$ - $U_1$ - or H- $U_4$ - $U_3$ - $U_2$ - $U_1$ -; and L has the meaning defined herein.

**[0099]** Preferably, in general formula (XI) the linker -L- is selected from: - $L^a$ -, - $L^a$ - $L^e$ -, - $L^a$ - $L^b$ - $L^e$ -, and - $L^a$ - $L^d$ - $L^e$ -;

- $L^a$ - is selected from: -(CH<sub>2</sub>)<sub>o</sub>-, -(CH<sub>2</sub>-CH<sub>2</sub>-O)<sub>o</sub>-C<sub>2</sub>H<sub>4</sub>-, -(CH<sub>2</sub>-CH<sub>2</sub>-O)<sub>o</sub>-CH<sub>2</sub>-; - $L^b$ - represents -O-;

- $L^d$ - is selected from: -(CH<sub>2</sub>)<sub>q</sub>-, -(CF<sub>2</sub>)<sub>q</sub>-, -(CH<sub>2</sub>-CH<sub>2</sub>-O)<sub>q</sub>-C<sub>2</sub>H<sub>4</sub>-, and -(CH<sub>2</sub>-CH<sub>2</sub>-O)<sub>q</sub>-CH<sub>2</sub>-;

- $L^e$ - is selected from: -(CH<sub>2</sub>)<sub>p1</sub>-, -(CF<sub>2</sub>)<sub>p1</sub>-, -C<sub>2</sub>H<sub>4</sub>-(O-CH<sub>2</sub>-CH<sub>2</sub>)<sub>p1</sub>-, -CH<sub>2</sub>-(O-CH<sub>2</sub>-CH<sub>2</sub>)<sub>p1</sub>- and -(CH<sub>2</sub>)<sub>p1</sub>-O-(CH<sub>2</sub>)<sub>p2</sub>-;

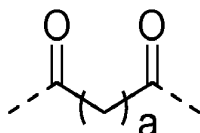
$o$ ,  $q$ ,  $p_1$  and  $p_2$  are independently of each other an integer selected from 1, 2, 3, 4, 5, and 6; -W- represents



and  $a$  is an integer selected from 2, 3, 4, 5 and 6.

**[0100]** Especially preferred is a conjugate of general formula (X) or (XI), wherein the linker -L- represents -(CH<sub>2</sub>)<sub>o</sub>-,  $o$  is an integer selected from 2, 3, 4, 5, 6, 7 and 8;

-W- represents



5

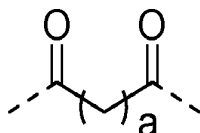
and a is an integer selected from 2, 3, 4, 5 and 6.

**[0101]** It is also preferred that V\* represents H- in general formulae (X) and (XI). Thus, particularly preferred is a conjugate of general formula (X) or (XI), wherein V\* represents H-, the linker-L represents  $-(CH_2)_o-$ ,

10

o is an integer selected from 2, 3, 4, 5, 6, 7 and 8;

-W- represents



15

and a is an integer selected from 2, 3, 4, 5 and 6.

20

**[0102]** Preferably m is comprised between about 2 and about 18, more preferably between about 5 and about 15, even more preferably between about 8 and about 12.

**[0103]** In another embodiment, said immunogenic carrier is preferably a glycosphingolipid with immunomodulatory properties, and more preferably (2S,3S,4R)-1-( $\alpha$ -D-galactopyranosyl)-2-hexacosanoylaminoctadecane-3,4-diol. The term glycosphingolipid with immunomodulatory properties, as used herein, refers to a suitable glycosphingolipid capable of stimulating the immune system's response to a target antigen, but which does not in itself confer immunity as defined above.

25

**[0104]** Glycosphingolipids as used herein are compounds containing a carbohydrate moiety  $\alpha$ -linked to a sphingolipid. Preferably, the carbohydrate moiety is a hexopyranose and most preferably is  $\alpha$ -D-galactopyranose. For the person skilled in the art, sphingolipids are a class of lipids containing a C18 amino alcohol connected *via* an amide bond to a fatty acid. The C18 amino alcohol is preferably mono-, di- or polysubstituted with hydroxyl groups. Especially preferred, the C18 amino alcohol is phytosphingosine. The fatty acid is preferably a monocarboxylic acid having a saturated alkyl chain of a number of carbons ranging from 16 to 28 and more preferably from 18 to 26. Glycosphingolipids with immunomodulatory properties include, but they are not restricted to (2S,3S,4R)-1-( $\alpha$ -D-galactopyranosyl)-2-hexacosanoylaminoctadecane-3,4-diol, which can stimulate natural killer (NK) activity and cytokine production by natural killer T (NKT) cells and exhibits potent antitumor activity *in vivo* (Proc. Natl Acad. Sci. USA, 1998, 95, 5690).

35

**[0105]** The conjugates of the inventive saccharides with a glycosphingolipid with immunomodulatory properties have the advantage of being heat stable. To be suitable for conjugation, on the glycosphingolipid with immunomodulatory properties a functionality is introduced. Said functionality is prone to react directly with the terminal amino group of the linker of the inventive to provide conjugates of the saccharides or with the functional group Y of the interconnecting molecule to provide the modified glycosphingolipid with immunomodulatory properties.

40

**[0106]** Preferably, said functionality is introduced at the C6 of the carbohydrate moiety of the glycosphingolipid with immunomodulatory properties. Thus, the glycosphingolipid with immunomodulatory properties is functionalized with a functionality, which is prone of reacting with the terminal amino group of the saccharides or with the functional group Y of the interconnecting molecule. A functionality prone to react with an amino group includes, but it is not restricted to activated ester, isocyanate group, aldehyde, epoxide, imidoester, carboxylic acid, alkyl sulfonate and sulfonyl chloride. A functionality prone to react with the functional group Y of the interconnecting molecule so that to provide the modified glycosphingolipid with immunomodulatory properties presenting the functional group X of the interconnecting molecule includes, but it is not restricted to amine, alcohol, thiol, activated ester, isocyanate group, aldehyde, epoxide, vinyl, imidoester, carboxylic acid, alkyl sulfonate, sulfonyl chloride, vinyl group, alkynyl group and azido group.

45

**[0107]** Preferably, the functionality introduced at the C-6 position of the carbohydrate moiety of the glycosphingolipid with immunomodulatory properties is selected from the group comprising or containing an amine, a thiol, an alcohol, a carboxylic acid, a vinyl, maleimide,  $\alpha$ -iodoacetyl,  $\alpha$ -bromoacetyl, *N*-hydroxysuccinimide ester (NHS), 2-pyridyldithiols.

50

**[0108]** Said functional group X of the interconnecting molecules is selected from the group comprising or consisting of maleimide,  $\alpha$ -iodoacetyl,  $\alpha$ -bromoacetyl, *N*-hydroxysuccinimide ester (NHS), aldehyde, carboxylic acid, epoxyde, alkyl sulfonate, sulfonyl chloride, anhydride, carbonate.

55

**[0109]** Preferably, di(*N*-succinimidyl) adipate or bis(4-nitrophenyl) adipate is first reacted with a synthetic saccharide having a primary amino group. Activated saccharide is subsequently condensed with a glycosphingolipid, which is modified at C-6 position by an interconnecting molecule having a terminal amino functionality in order to afford the

conjugate.

[0110] As used herein, the term "interconnecting molecule" refers to a bifunctional molecule containing functional group X and functional group Y, wherein functional group X is capable of reacting with the terminal amino group on the linker -L- and the functional group Y is capable of reacting with a functionality present on the immunogenic carrier or on the solid support.

[0111] It was found that the saccharide of general formula (I), (I-a), (I-b), (I-c) and (I-d) covalently linked or covalently bound to an immunogenic carrier through the nitrogen atom of the -O-L-NH<sub>2</sub> group or in other words the conjugate obtained by reacting a saccharide of general formula (I), (I-a), (I-b), (I-c) and (I-d) with an immunogenic carrier, and especially a conjugate of general formula (X), and (XI) elicits a protective immune response in a human and/or animal host, and therefore is useful in the prevention and/or treatment of a disease caused by *S. pneumoniae* serotype 2. Such disease includes pneumonia, meningitis, otitis media, bacteremia and acute exacerbation of chronic bronchitis, sinusitis, arthritis and conjunctivitis.

### Vaccine composition

[0112] A further aspect of the present invention relates to a vaccine composition containing at least one synthetic saccharide and/or a pharmaceutically acceptable salt thereof according to the present invention and/or a conjugate comprising a saccharide according to the present invention covalently linked to an immunogenic carrier, preferably to CRM<sub>197</sub> carrier protein, through the nitrogen atom of the -O-L-NH<sub>2</sub> group together with at least one pharmaceutically acceptable adjuvant and/or excipient.

[0113] In a preferred embodiment, said vaccine composition further comprises at least one of capsular polysaccharide of *Streptococcus pneumoniae* and/or a fragment of a capsular polysaccharide of *Streptococcus pneumoniae* and/or conjugate of a carrier protein and a capsular polysaccharide of *Streptococcus pneumoniae* or a fragment of a capsular polysaccharide of *Streptococcus pneumoniae*, wherein *Streptococcus pneumoniae* is selected from the group comprising *Streptococcus pneumoniae*, wherein the *Streptococcus pneumoniae* is selected from the group comprising or consisting of *Streptococcus pneumoniae* type 4, 6B, 9V, 14, 18C, 19F and 23F, preferably type 1, 3, 4, 5, 6A, 6B, 7F, 9V, 14, 18C, 19F and 23F, and more preferably serotypes 1, 3, 4, 5, 6A, 6B, 7F, 8, 9N, 9V, 10A, 11A, 14, 15B, 17F, 18C, 19F, 19A, 20, 22F, 23F and 33F. Such a vaccine composition is particularly advantageous since it provides simultaneously protection against *S. pneumoniae* type 2 and other serotypes that are specific for a certain population.

[0114] The term "adjuvant" as used herein refers to an immunological adjuvant i.e. a material used in a vaccine composition that modifies or augments the effects of said vaccine by enhancing the immune response to a given antigen contained in the vaccine without being antigenically related to it. For the persons skilled in the art, classically recognized examples of immunological adjuvants include, but are not restricted to oil emulsions (e.g. Freund's adjuvant), saponins, aluminium or calcium salts (e.g. alum), non-ionic block polymer surfactants, and many others.

[0115] Vaccine compositions are preferably in aqueous form, particularly at the point of administration, but they can also be presented in non-aqueous liquid forms or in dried forms e.g. as gelatin capsules, or as lyophilisates, etc.

[0116] Vaccine compositions may include one or more preservatives, such as thiomersal or 2-phenoxyethanol. Mercury-free compositions are preferred, and preservative-free vaccines can be prepared.

[0117] Vaccine compositions may include a physiological salt, such as a sodium salt e.g. to control tonicity. Sodium chloride (NaCl) is typical and may be present at between 1 and 20 mg/ml. Other salts that may be present include potassium chloride, potassium dihydrogen phosphate, disodium phosphate dehydrate, magnesium chloride, calcium chloride, etc.

[0118] Vaccine compositions can have an osmolality of between 200 mOsm/kg and 400 mOsm/kg.

[0119] Vaccine compositions may include compounds (with or without an insoluble metal salt) in plain water (e.g. w.f.i.), but will usually include one or more buffers. Typical buffers include: a phosphate buffer; a Tris buffer; a borate buffer; a succinate buffer; a histidine buffer (particularly with an aluminium hydroxide adjuvant); or a citrate buffer. Buffer salts will typically be included in the 5-20 mM range.

[0120] Vaccine compositions typically have a pH between 5.0 and 9.5 e.g. between 6.0 and 8.0.

[0121] Vaccine compositions are preferably sterile and gluten free.

[0122] Vaccine compositions are suitable for administration to animal (and, in particular, human) patients, and thus include both human and veterinary uses. They may be used in a method of raising an immune response in a patient, comprising the step of administering the composition to the patient.

[0123] The vaccine compositions of the present invention may be administered before a subject is exposed to a *Streptococcus pneumoniae* type 2 and/or after a subject is exposed to a *Streptococcus pneumoniae* type 2.

[0124] Vaccine compositions may be prepared in unit dose form. In some embodiments a unit dose may have a volume of between 0.1-1.0 mL e.g. about 0.5 mL.

[0125] The invention also provides a delivery device (e.g. syringe, nebulizer, sprayer, inhaler, dermal patch, etc.) containing a vaccine composition of the invention e.g. containing a unit dose. This device can be used to administer the

composition to a vertebrate subject.

**[0126]** The invention also provides a sterile container (e.g. a vial) containing a vaccine composition of the invention e.g. containing a unit dose.

**[0127]** The invention also provides a unit dose of a vaccine composition of the invention.

5 **[0128]** The invention also provides a hermetically sealed container containing a vaccine composition of the invention. Suitable containers include e.g. a vial.

**[0129]** Vaccine compositions of the invention may be prepared in various forms. For example, the vaccine compositions may be prepared as injectables, either as liquid solutions or suspensions. Solid forms suitable for solution in, or suspension in, liquid vehicles prior to injection can also be prepared (e.g. a lyophilized composition or a spray-freeze dried composition). The composition may be prepared for topical administration e.g. as an ointment, cream or powder. The composition may be prepared for oral administration e.g. as a tablet or capsule, as a spray, or as a syrup (optionally flavored). The composition may be prepared for pulmonary administration e.g. by an inhaler, using a fine powder or a spray. The composition may be prepared as a suppository. The composition may be prepared for nasal, aural or ocular administration e.g. as a spray or drops. Injectables for intramuscular administration are typical.

15 **[0130]** The pharmaceutical compositions may comprise an effective amount of an adjuvant i.e. an amount which, when administered to an individual, either in a single dose or as part of a series, is effective for enhancing the immune response to a co-administered *S. pneumoniae* type 2 antigen. This amount can vary depending upon the health and physical condition of the individual to be treated, age, the taxonomic group of individual to be treated (e.g. non-human primate, primate, etc.), the capacity of the individual's immune system to synthesize antibodies, the degree of protection desired, 20 the formulation of the vaccine, the treating doctor's assessment of the medical situation, and other relevant factors. The amount will fall in a relatively broad range that can be determined through routine trials.

**[0131]** Techniques for the formulation and administration of the vaccine of the present invention may be found in "Remington's Pharmaceutical Sciences" Mack Publishing Co., Easton PA.

25 **[0132]** A therapeutically effective dosage of one conjugate according to the present invention or of one saccharide of general formula (I) refers to that amount of the compound that results in an at least a partial immunization against a disease. Toxicity and therapeutic efficacy of such compounds can be determined by standard pharmaceutical, pharmacological, and toxicological procedures in cell cultures or experimental animals. The dose ratio between toxic and therapeutic effect is the therapeutic index. The actual amount of the composition administered will be dependent on the subject being treated, on the subject's weight, the severity of the affliction, the manner of administration and the judgement 30 of the prescribing physician.

### Antibody

35 **[0133]** A further embodiment of the present invention relates to an antibody having specificity for at least one saccharide of general formula (I) or a fragment thereof. Said antibody is able to prevent and treat diseases caused by *S. pneumoniae* type 2.

**[0134]** Thus, the antibody of the present invention is useful for passive immunization against *S. pneumoniae* type 2 infections by providing a fast immune response in any subject. The inventive antibody is particularly useful for passive immunization against *S. pneumoniae* type 2 infections in a subject having a deficient immune response and who does 40 not respond to active immunization.

**[0135]** The term fragment of a saccharide of general formula (I) refers to constituting subunits of a saccharide of general formula (I). For example, if the saccharide of general formula (I) is a hexasaccharide, then a fragment thereof includes penta-, tetra-, tri-, di- and monosaccharides, which are the constituting units of the hexasaccharide.

45 **[0136]** The term "antibody" as used herein encompasses polyclonal and monoclonal antibody preparations, as well as preparations including hybrid antibodies, F(ab')<sub>2</sub> fragments, F(ab) molecules, single domain antibodies and functional fragments thereof, which exhibit immunological binding properties of the parent antibody molecule. The antibody according to the invention may be polyclonal or monoclonal.

**[0137]** Preferably, the inventive antibody has been raised against a conjugate according to the present invention.

50 **[0138]** Another aspect according to the present invention relates to a vaccine composition comprising at least one inventive antibody and a pharmaceutically acceptable carrier.

**[0139]** The vaccine composition typically includes one or more pharmaceutically acceptable carriers (e.g., sterile liquids, such as water and oils, including those of petroleum, animal, vegetable or synthetic origin, such as peanut oil, soybean oil, mineral oil, sesame oil and the like). Water is a more typical carrier when the pharmaceutical composition is administered intravenously. Saline solutions and aqueous dextrose and glycerol solutions can also be employed as liquid carriers, particularly for injectable solutions. Suitable pharmaceutical excipients include, for example, starch, glu- 55 cose, lactose, sucrose, gelatine, malt, rice, flour, chalk, silica gel, sodium stearate, glycerol monostearate, talc, sodium chloride, dried skim milk, glycerol, propylene glycol, water, ethanol, and the like. The vaccine composition, if desired, can also contain minor amounts of wetting or emulsifying agents, or pH buffering agents. These compositions can take



the form of solutions, suspensions, emulsion, tablets, pills, capsules, powders, sustained-release formulations and the like.

**[0140]** For prophylactic treatment against *S. pneumoniae* type 2 infection, the antibody or the vaccine composition of the present invention can be administered prior to exposure of a subject to the bacteria so that the resulting immune response can inhibit or reduce the severity of the bacterial infection such that the bacteria can be eliminated from said subject.

**[0141]** Also, the antibody or the vaccine composition can be administered post infection or after presumed infection, exposure or manifestation of clinical symptoms. In an aspect thereof, the antibody or the vaccine composition can be administered in a time period up to 8 hours post infection. Alternatively, the antibody combination is administered in a time period up to 24 hours post infection. In a further alternative, the antibody combination is administered in a time period up to 48 hours post infection.

**[0142]** The inventive antibody or the vaccine composition may be administered, including as a single dose or in multiple sequential doses, up to 8 hours post infection (8hpi), 12hpi, 18hpi, 24hpi, 36hpi, 48hpi, 72hpi, 1 day post infection, 2 days post infection, 3 days post infection, 4 days post infection, 5 days post infection, 6 days post infection 7 days post infection, a week post infection, 10 days post infection, 2 weeks post infection, 3 weeks post infection, 4 weeks post infection, a month post infection, months post infection.

**[0143]** Various delivery systems are known and can be used to administer the antibody of the present invention. Methods of introduction include but are not limited to intradermal, intramuscular, intraperitoneal, intravenous, subcutaneous, intranasal, epidural, intrarectal, and oral routes. The therapeutic agent can be administered, for example by infusion or bolus injection, by absorption through epithelial or mucocutaneous linings (e.g., oral mucosa, rectal and intestinal mucosa, and the like).

#### **Immunological assay**

**[0144]** A further embodiment of the present invention is directed to a saccharide according to the present invention for use as marker in immunological assays for detection of antibodies against *Streptococcus pneumoniae* type 2. Such assay comprises, for instance, microarray and ELISA.

**[0145]** A further aspect of the present invention is thus, related to a solid support comprising at least one saccharide according to the present invention

**[0146]** This solid support is preferable a part of a diagnostic device. The solid support and the diagnostic device are used for detection of antibodies against *S. pneumoniae* type 2, wherein the at least one saccharide according to the present invention is immobilized on said solid support by preferably covalent bonding.

**[0147]** Preferably, the solid support is selected from the group comprising a glass slide, glass plate, a microtitre plate, microspheres, or beads.

**[0148]** The inventive saccharide is preferably covalently bound to the solid support using an interconnecting molecule.

**[0149]** Hence, the inventive saccharide can be used for diagnosis of diseases caused by *S. pneumoniae* serotype 2. An assay conducted for diagnostic purposes according to the invention may be an immune assay like a solid-phase enzyme immunoassay (EIA), an enzyme linked immunosorbent assay (ELISA), especially an "indirect" ELISA or a radioimmune assay (RIA). Preferably, the saccharide according to the present invention is covalently linked on the solid support through an interconnecting molecule. Thus, the saccharide according to the present invention can be covalently linked on the solid support directly or indirectly through the nitrogen atom of the -O-L-NH<sub>2</sub> group. The solid support is preferably selected from the group comprising or consisting of: a glass slide, a microtitre plate, test tubes, microspheres, nanoparticle or beads.

**[0150]** It is particularly preferred that the solid support is a glass slide or a microtitre plate. A microtitre plate or microplate or microwell plate is a flat plate with multiple "wells" used as small test tubes. Typically, a microtitre plate having 6, 24, 96, 384 or even 1536 sample wells can be used. Microplates are produced from many different materials, like polycarbonate for microtitre plate used for PCR. The most common is polystyrene as used for most optical detection microplates. It can be colored white by the addition of titanium dioxide for optical absorbance or luminescence detection or black by the addition of carbon for fluorescent biological assays.

#### **Description of the figures**

**[0151]**

**Figure 1:** Commercially available interconnecting molecules according to the present invention.

**Figure 2:** Examples of functional group X of the interconnecting molecule according to the present invention.

**Figure 3:** Shows a CRM<sub>197</sub> conjugate of the present invention.

**Figure 4:** Characterization of conjugate **CRM<sub>197</sub>-hexasaccharide 2**. (A) The protein amount was estimated using the standard curve plotted with known concentration of BSA. (B) The conjugate **CRM<sub>197</sub>-hexasaccharide 2** was resolved on 10% SDS-PAGE along with CRM<sub>197</sub> and stained with Coomassie brilliant blue R250. (C) *Matrix-assisted laser desorption/ionization (MALDI)* analysis was carried out to measure the average molecular size of the conjugate. CRM<sub>197</sub> was used as standard.

**Figure 5:** Glycan microarray analysis. The hyperimmune sera raised in mice immunized with conjugate **CRM<sub>197</sub>-hexasaccharide 2** with alum adjuvant was subjected to microarray analysis. (A) Immunization pattern. (B) The representative microarray scanning with pooled sera (pre-immune and every week after first immunization) from mice (n = 3) immunized and boosted with conjugate **CRM<sub>197</sub>-hexasaccharide 2**. Fluorescence excited at 635 nm of the microarray slide incubated with pooled mouse sera (1 in 100 dilution in 1% BSA-PBS) and subsequently with anti-mouse IgG Alexa Fluor 635 (1 in 400 dilution in 1% BSA-PBS). (C) Printing pattern of microarray slides printed with synthetic oligosaccharides and polysaccharides. The printed slide also contains type 19F polysaccharide, cell wall polysaccharide (CWPS) and printing buffer. (D) Oligosaccharide name and position as printed on slides.

**[0152]** The following examples are included to demonstrate preferred embodiments of the invention. It should be appreciated by those skilled in the art that the techniques disclosed in the examples, which follow represent techniques discovered by the inventor to function well in the practice of the invention, and thus can be considered to constitute preferred modes for its practice. However, those skilled in the art should, in light of the present disclosure, appreciate that many changes can be made in the specific embodiments, which are disclosed and still obtain a like or similar result without departing from the spirit and scope of the invention.

**[0153]** Further modifications and alternative embodiments of various aspects of the invention will be apparent to those skilled in the art in view of this description. Accordingly, this description is to be construed as illustrative only and is for the purpose of teaching those skilled in the art the general manner of carrying out the invention. It is to be understood that the forms of the invention shown and described herein are to be taken as examples of embodiments. Elements and materials may be substituted for those illustrated and described herein, parts and processes may be reversed, and certain features of the invention may be utilized independently, all as would be apparent to one skilled in the art after having the benefit of this description of the invention. Changes may be made in the elements described herein without departing from the spirit and scope of the invention as described in the following claims.

## Examples

### A. Chemical synthesis

#### General Information

**[0154]** Commercial grade solvents were used unless stated otherwise. Dry solvents were obtained from a Waters Dry Solvent System. Solvents for chromatography were distilled prior to use. Sensitive reactions were carried out in heat-dried glassware and under an argon atmosphere. Analytical thin layer chromatography (TLC) was performed on Kieselgel 60 F254 glass plates precoated with a 0.25 mm thickness of silica gel. Spots were visualized by staining with vanillin solution [6% (w/v) vanillin and 10% (v/v) sulfuric acid in 95% EtOH] or Hanessian's stain [5% (w/v) ammonium molybdate, 1% (w/v) cerium (II) sulfate and 10% (v/v) sulfuric acid in water]. Silica column chromatography was performed on Fluka Kieselgel 60 (230-400 mesh).

<sup>1</sup>H, <sup>13</sup>C and two-dimensional NMR spectra were measured with a Varian 400-MR, 600-MR and Bruker Avance 700 spectrometer at 296 K. Chemical shifts (δ) are reported in parts per million (ppm) relative to the respective residual solvent peaks (CDCl<sub>3</sub>: δ 7.26 in <sup>1</sup>H and 77.16 in <sup>13</sup>C NMR; D<sub>2</sub>O: δ 4.79 in <sup>1</sup>H NMR). The following abbreviations are used to indicate peak multiplicities: s singlet; d doublet; dd doublet of doublets; t triplet; dt doublet of triplets; q quartet; m multiplet. Coupling constants (J) are reported in Hertz (Hz). High resolution mass spectrometry (HRMS) was performed at the Free University Berlin, Mass Spectrometry Core Facility, with an Agilent 6210 ESI-TOF mass spectrometer.

#### Abbreviations

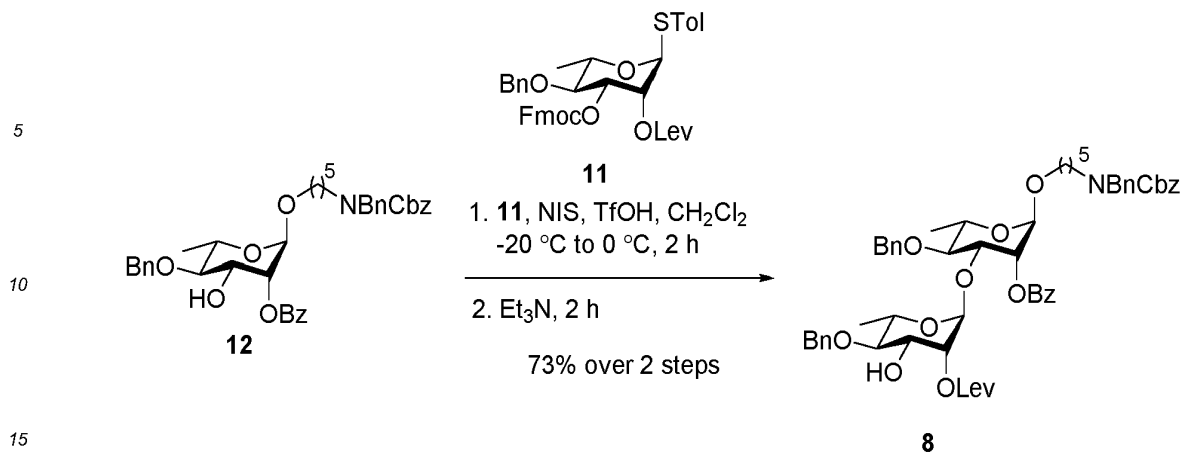
**[0155]**

Ac            Acetyl

	AcOH	Acetic acid
	Ac <sub>2</sub> O	Acetic anhydride
	BAIB	Bisacetyliodobenzene
	Bn	Benzyl
5	<i>t</i> BuOH	<i>t</i> -Butanol
	Bz	Benzoyl
	CAN	Cericammonium nitrate
	Cbz	Benzyloxycarbonyl
	Cu(OAc) <sub>2</sub>	Copper(II) acetate
10	DBU	1,8-Diazabicyclo[5.4.0]undec-7-ene
	DCC	<i>N,N'</i> -Dicyclohexylcarbodiimide
	DCM	Dichloromethane
	DMAP	<i>N,N</i> -Dimethylaminopyridine
	DMF	<i>N,N'</i> -Dimethylformamide
15	ESI	Electrospray ionization
	Et <sub>3</sub> N	Triethylamine
	Et	Ethyl
	EtOAc	Ethyl acetate
	FmocCl	9-Fluorenylmethylchloroformate
20	g	Grams
	h	Hours
	HRMS	High resolution mass spectrometry
	Lev	Levulinyl
	min	Minute
25	mL	Millilitre
	Me	Methyl
	MeI	Methyl iodide
	MeOH	Methanol
	MP	<i>p</i> -Methoxy phenyl
30	MS	Molecular sieves
	NaHCO <sub>3</sub>	Sodium bicarbonate
	NaOH	Sodium hydroxide
	NaOMe	Sodium methoxide
	NIS	<i>N</i> -Iodo succinimide
35	NMR	Nuclear magnetic resonance
	Pd/C	Palladium on charcoal
	Ph	Phenyl
	Pico	Picoloyl
	CPS	Capsular polysaccharide
40	Py	Pyridine
	RT	Room temperature
	TCA	Trichloroacetamide
	TEMPO	2,2,6,6-Tetramethylpiperidinyloxy
	TfOH	Trifluoromethanesulfonic acid
45	TMSOTf	Trimethylsilyltrifluoromethanesulfonate
	THF	Tetrahydrofuran
	Tol	<i>p</i> -Tolyl

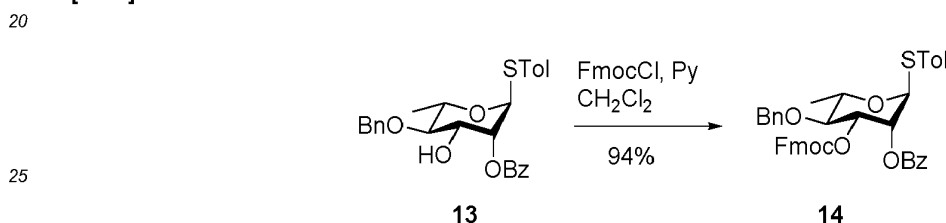
**Example A.1: Synthesis of disaccharide acceptor 8**

[0156]



Synthesis of building block 14

[0157]



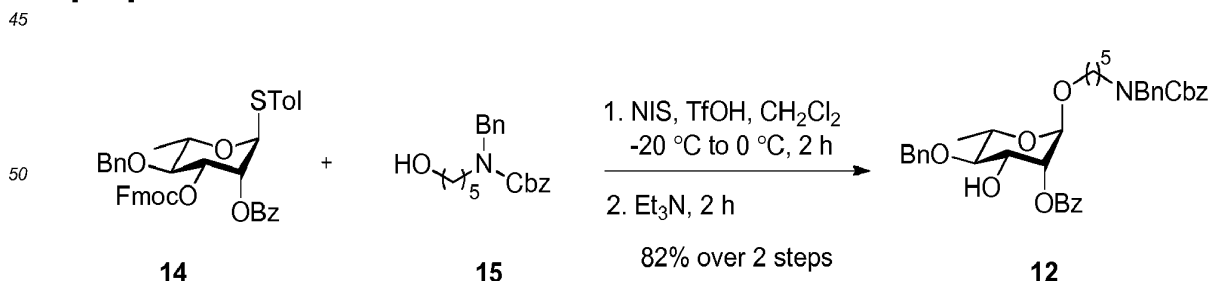
[0158] To a clear solution of **13** (Dh  nin S. G. Y. et al., Org. Biomol. Chem. 2009, 7,5184) (6.7 g, 14.4 mmol) in CH<sub>2</sub>Cl<sub>2</sub> (80 mL) were added FmocCl (5.6 g, 21.62 mmol), and pyridine (2.4 mL, 28.8 mmol) and stirred at room temperature for 12 h. After complete consumption of starting material, the reaction mixture was diluted with CH<sub>2</sub>Cl<sub>2</sub> (80 mL) and washed successively with 1 M HCl (60 mL), water (60 mL) and aq. sat. NaHCO<sub>3</sub> (60 mL). The organic layer was dried over Na<sub>2</sub>SO<sub>4</sub>, filtered and concentrated. The crude was purified by flash chromatography using hexanes and ethyl acetate as eluent (9:1) to afford the desired product **14** as white foam (9.3 g, 94%).

[0159] <sup>1</sup>H NMR (400 MHz, CDCl<sub>3</sub>) δ 8.06 (d, *J* = 7.7 Hz, 2H), 7.78-7.67 (m, 2H), 7.63 (t, *J* = 7.5 Hz, 1 H), 7.58-7.52 (m, 2H), 7.49 (t, *J* = 7.6 Hz, 2H), 7.44-7.05 (m, 13H), 5.89 (s, 1 H), 5.49 (s, 1H), 5.29 (dd, *J* = 9.5, 3.2 Hz, 1H), 4.87 (d, *J* = 11.1 Hz, 1H), 4.71 (d, *J* = 11.1 Hz, 1H), 4.61-4.48 (m, 1H), 4.41 (dq, *J* = 12.2, 6.5 Hz, 1H), 4.28 (d, *J* = 6.0 Hz, 2H), 3.76 (t, *J* = 9.6 Hz, 1H), 2.32 (s, 3H), 1.42 (d, *J* = 6.1 Hz, 3H); <sup>13</sup>C NMR (101 MHz, CDCl<sub>3</sub>) δ 165.6, 154.3, 143.7, 143.2, 141.4, 141.3, 138.2, 137.9, 133.6, 132.7, 130.1, 130.0, 129.7, 129.6, 128.6, 128.5, 128.1, 128.0 (2C), 127.9, 127.3, 127.2, 125.5, 125.2, 120.1 (2C), 86.2, 78.8, 76.8, 75.4, 72.1, 70.4, 69.1, 46.8, 21.3, 18.1;

HRMS (ESI): Calcd for C<sub>42</sub>H<sub>38</sub>O<sub>7</sub>S [M+Na]<sup>+</sup> 709.2236, found: 709.2238.

Synthesis of building block 12

[0160]



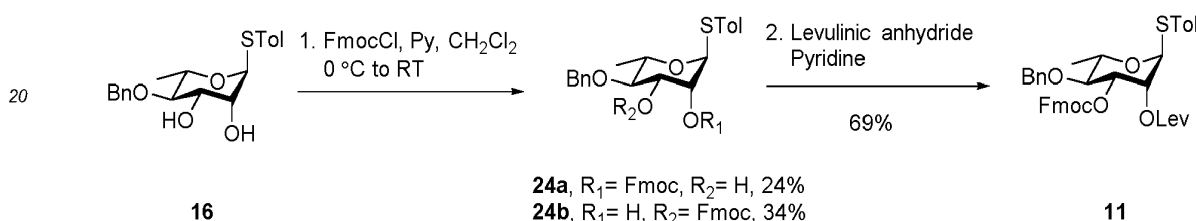
[0161] A solution of compound **14** (0.17 g, 0.25 mmol), aminopentyl linker **15** (0.16 g, 0.5 mmol) and 4    acid washed molecular sieves (AWMS) (0.3 g) in CH<sub>2</sub>Cl<sub>2</sub> (5 mL) were stirred at room temperature for 30 min. The solution was cooled to -20   C and NIS (62 mg, 0.28 mmol), and TfOH (2.5   L, 0.028 mmol) were added. The reaction mixture was gradually brought to room temperature over 2 h. After complete consumption of starting material, Et<sub>3</sub>N (2 mL) was added and the

reaction mixture was stirred at room temperature for another 2 h. Reaction mixture was diluted with CH<sub>2</sub>Cl<sub>2</sub> (25 mL) and washed with aq. sat. Na<sub>2</sub>S<sub>2</sub>O<sub>3</sub> (10 mL). Separated organic layer was dried over Na<sub>2</sub>SO<sub>4</sub>, filtered and concentrated. The crude was purified by flash chromatography using hexanes and ethyl acetate as eluent (4:1) to obtain the desired product **12** as colorless oil (0.135 g, 82%).

**[0162]** <sup>1</sup>H NMR (400 MHz, CDCl<sub>3</sub>) δ 8.06 (d, *J* = 7.7 Hz, 2H), 7.59 (q, *J* = 9.3, 8.4 Hz, 1H), 7.47 (t, *J* = 7.6 Hz, 2H), 7.42-7.13 (m, 15H), 5.32 (s, 1H), 5.18 (d, *J* = 12.1 Hz, 2H), 4.86 (d, *J* = 11.1 Hz, 1H), 4.83-4.79 (m, 1H), 4.75 (d, *J* = 11.1 Hz, 1H), 4.51 (d, *J* = 6.4 Hz, 2H), 4.21 (s, 1H), 3.78 (d, *J* = 8.1 Hz, 1H), 3.62 (d, *J* = 16.6 Hz, 1H), 3.46 (t, *J* = 9.4 Hz, 1H), 3.42-3.13 (m, 2H), 2.16 (s, 1H), 1.70-1.42 (m, 6H), 1.39 (d, *J* = 6.2 Hz, 3H); <sup>13</sup>C NMR (101 MHz, CDCl<sub>3</sub>) δ 174.0, 166.4, 133.5, 130.0, 129.8, 128.7, 128.6, 128.2, 128.1, 128.0, 127.4, 125.3, 110.1, 97.4, 81.9, 75.4, 73.5, 70.7, 67.6, 67.3, 50.4, 29.2, 18.3; HRMS (ESI): Calcd for C<sub>40</sub>H<sub>45</sub>O<sub>8</sub>N [M+K]<sup>+</sup> 706.2782, found: 706.2705.

### Synthesis of building block 11

**[0163]**



**[0164]** Pyridine (0.8 mL, 10.0 mmol) was added dropwise at 0 °C to a stirred solution of **16** (Rajput V. K. J. Org. Chem. 2008, 73, 6924) (2.4 g, 6.6 mmol) and FmocCl (1.8 g, 7.0 mmol) in CH<sub>2</sub>Cl<sub>2</sub> (50 mL). The mixture was gradually heated to room temperature over 2 h, and diluted CH<sub>2</sub>Cl<sub>2</sub> (100 mL), washed successively with 1 M HCl (50 mL) and water (50 mL). The organic layer was dried over Na<sub>2</sub>SO<sub>4</sub>, filtered and concentrated. The crude was purified by flash chromatography using hexanes and ethyl acetate as eluent (10:1 to 4:1) to obtain **24a** (0.92 g, 24%) and **24b** (1.3 g, 34%; 20% of **16** was recovered).

<sup>1</sup>H NMR (400 MHz, CDCl<sub>3</sub>) δ 7.78 (d, *J* = 7.5 Hz, 2H), 7.71 (t, *J* = 8.4 Hz, 2H), 7.42 (t, *J* = 8.3 Hz, 4H), 7.38-7.28 (m, 7H), 7.13 (d, *J* = 7.8 Hz, 2H), 5.39 (d, *J* = 3.5 Hz, 1H), 4.86-4.71 (m, 3H), 4.56-4.42 (m, 2H), 4.36 (t, *J* = 7.6 Hz, 1H), 3.88 (dt, *J* = 8.2, 3.6 Hz, 1H), 3.49 (t, *J* = 9.2 Hz, 1H), 3.41 (dd, *J* = 9.5, 5.8 Hz, 1H), 2.34 (s, 3H), 1.46 (d, *J* = 6.0 Hz, 3H); <sup>13</sup>C NMR (101 MHz, CDCl<sub>3</sub>) δ 155.8, 143.5, 141.5, 138.3, 138.2, 132.5, 130.2, 130.0, 128.8, 128.2 (2C), 128.0, 127.4, 127.3, 125.6, 125.5, 120.2, 120.1, 85.7, 80.9, 77.9, 76.2, 75.6, 74.3, 70.7, 46.9, 21.3, 18.4; HRMS (ESI): Calcd for C<sub>35</sub>H<sub>34</sub>O<sub>6</sub>S [M+Na]<sup>+</sup> 605.1974, found: 609.1993.

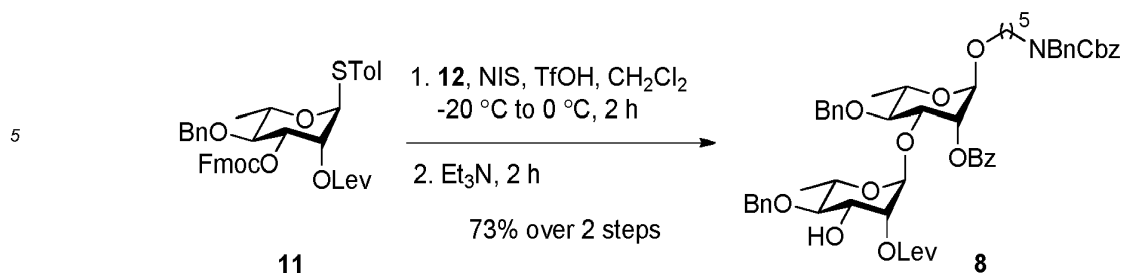
**[0165]** Levulinic anhydride (1.4 g, 6.69 mmol) and pyridine (0.54 mL, 6.69 mmol) were added to a stirred solution of **24b** (1.3 g, 2.23 mmol) in CH<sub>2</sub>Cl<sub>2</sub> (20 mL). After stirring at room temperature for 2 days, the reaction mixture was diluted with CH<sub>2</sub>Cl<sub>2</sub> (50 mL) and washed successively with 1 M HCl (50 mL) and aq. sat. NaHCO<sub>3</sub> (50 mL). The organic layer was dried over Na<sub>2</sub>SO<sub>4</sub>, filtered and concentrated. The crude was purified by flash chromatography using hexanes and ethyl acetate as eluent (4:1) to obtain **11** as viscous oil (1.04 g, 69%).

<sup>1</sup>H NMR (400 MHz, CDCl<sub>3</sub>) δ 7.77 (d, *J* = 7.6 Hz, 2H), 7.61 (dd, *J* = 15.4, 7.5 Hz, 2H), 7.45-7.27 (m, 11 H), 7.12 (d, *J* = 7.8 Hz, 2H), 5.62 (dd, *J* = 3.2, 1.6 Hz, 1H), 5.33 (d, *J* = 1.6 Hz, 1H), 5.16 (dd, *J* = 9.7, 3.3 Hz, 1H), 4.83 (d, *J* = 11.0 Hz, 1H), 4.67 (d, *J* = 11.0 Hz, 1H), 4.51 (dd, *J* = 10.3, 6.7 Hz, 1H), 4.42-4.24 (m, 3H), 3.62 (t, *J* = 9.5 Hz, 1H), 2.80-2.65 (m, 4H), 2.33 (s, 3H), 2.15 (s, 3H), 1.36 (d, *J* = 6.2 Hz, 3H); <sup>13</sup>C NMR (101 MHz, CDCl<sub>3</sub>) δ 206.1, 171.8, 154.1, 143.6, 143.1, 141.3, 141.2, 138.1, 137.8, 132.6, 129.9, 129.5, 128.4, 127.9, 127.8 (2C), 127.2, 127.1, 125.2, 125.1, 120.1, 120.0, 85.8, 78.6, 76.3, 75.3, 71.7, 70.1, 68.9, 46.7, 37.9, 29.8, 28.0, 21.1, 17.8;

HRMS (ESI): Calcd for C<sub>40</sub>H<sub>40</sub>O<sub>8</sub>S [M+Na]<sup>+</sup> 703.2342, found: 703.2359.

### Synthesis of disaccharide acceptor 8

**[0166]**



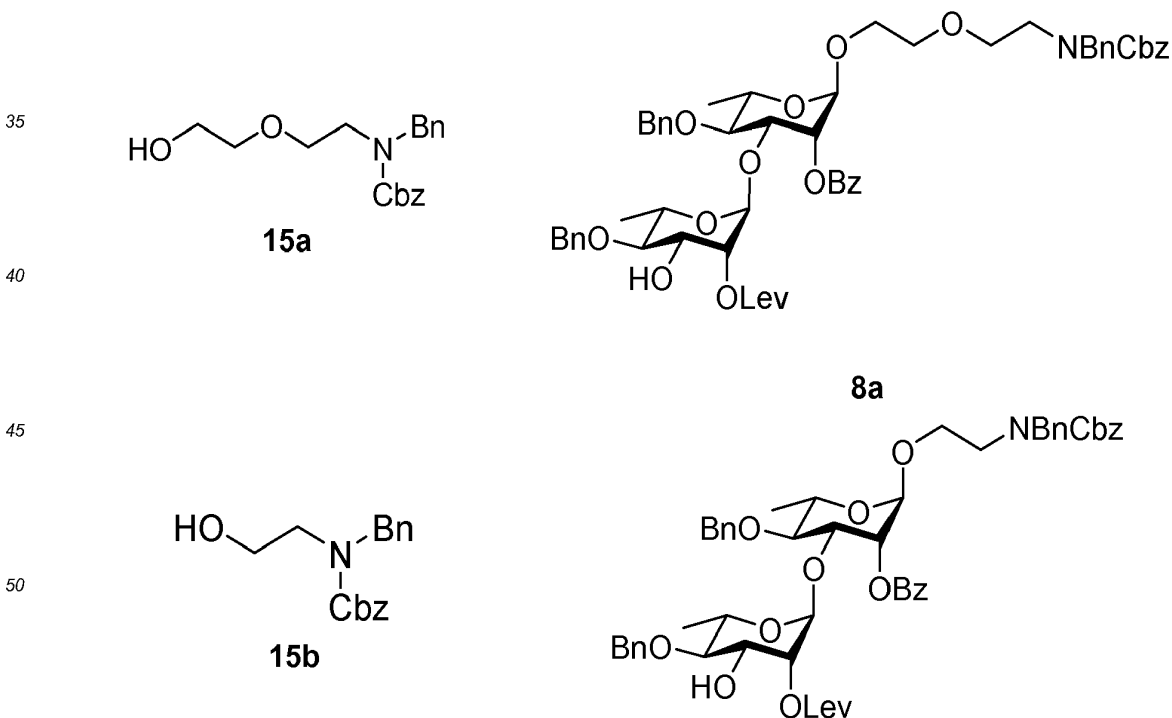
**[0167]** A solution of donor **11** (0.25 g, 0.37 mmol), acceptor **12** (0.165 g, 0.25 mmol) and 4 Å acid washed molecular sieves (AWMS) (0.3 g) in CH<sub>2</sub>Cl<sub>2</sub> (5 mL) were stirred at room temperature for 30 min. The solution was cooled to -20 °C and NIS (83 mg, 0.37 mmol), TfOH (3.3 μL, 0.037 mmol) were added. The reaction mixture was gradually brought to room temperature over 2 h. After complete consumption of starting material, Et<sub>3</sub>N (2 mL) was added and the reaction mixture was stirred at room temperature for another 2 h. Reaction mixture was diluted with CH<sub>2</sub>Cl<sub>2</sub> and washed with aq. sat. Na<sub>2</sub>S<sub>2</sub>O<sub>3</sub>. The organic layer was dried over Na<sub>2</sub>SO<sub>4</sub>, filtered and concentrated. The crude was purified by flash chromatography using hexanes and ethyl acetate as eluent (3:1) to obtain the desired product **8** as colorless oil (0.18 g, 73%).

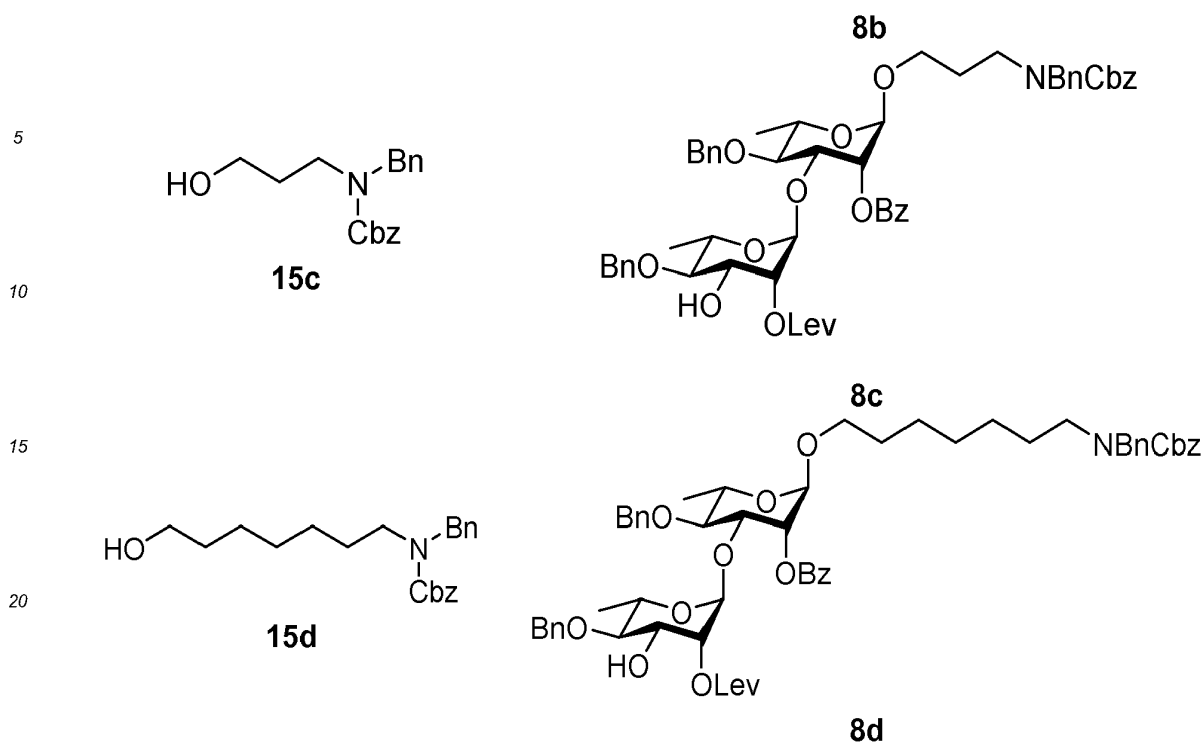
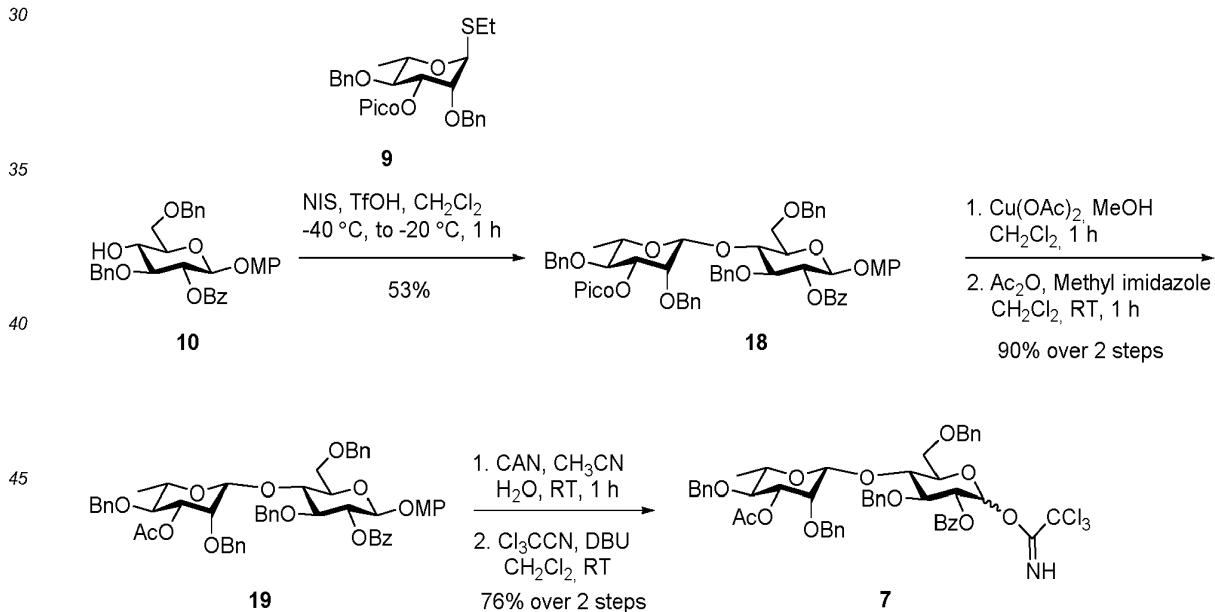
<sup>1</sup>H NMR (400 MHz, CDCl<sub>3</sub>) δ 8.05 (d, *J* = 7.7 Hz, 2H), 7.60 (t, *J* = 7.4 Hz, 1H), 7.48 (t, *J* = 7.6 Hz, 2H), 7.39-7.18 (m, 20H), 5.32 (s, 1H), 5.24-5.12 (m, 3H), 4.87 (d, *J* = 10.8 Hz, 1H), 4.83-4.76 (m, 2H), 4.76-4.55 (m, 3H), 4.50 (d, *J* = 4.8 Hz, 2H), 4.26-4.15 (m, 1H), 3.97 (dd, *J* = 9.5, 3.4 Hz, 1H), 3.77 (dd, *J* = 9.7, 6.0 Hz, 2H), 3.57 (t, *J* = 9.4 Hz, 2H), 3.24 (dd, *J* = 19.8, 10.2 Hz, 4H), 2.75 (q, *J* = 6.4, 5.8 Hz, 2H), 2.60 (qd, *J* = 16.7, 8.1 Hz, 2H), 2.18 (s, 3H), 1.64-1.43 (m, 6H), 1.31 (d, *J* = 6.2 Hz, 3H), 1.18 (d, *J* = 6.2 Hz, 3H);

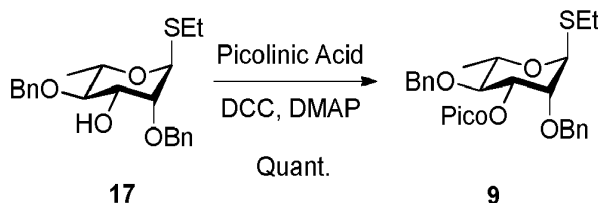
<sup>13</sup>C NMR (101 MHz, CDCl<sub>3</sub>) δ 207.1, 172.2, 166.0, 138.4, 138.0, 133.4, 129.9, 129.8, 128.6 (2C), 128.5 (2C), 128.51, 128.4, 128.3, 128.0, 127.7 (2C), 127.3, 99.5, 97.0, 81.4, 80.5, 77.9, 77.4, 75.7, 74.1, 73.0, 69.9, 68.3, 67.8, 67.3, 50.6, 50.3, 47.2, 46.3, 38.3, 29.9, 29.2, 28.3, 23.5, 18.2, 17.9;

HRMS (ESI): Calcd for C<sub>58</sub>H<sub>67</sub>O<sub>14</sub>N [M+Na]<sup>+</sup> 1024.4459, found: 1024.4321.

**[0168]** Applying the synthetic procedures described at example A.1 to linker building blocks **15a**, **15b**, **15c** and **15d** provides disaccharides **8a**, **8b**, **8c** and **8d**.



**Example A.2: Synthesis of disaccharide donor 7****[0169]****Synthesis of building block 9****[0170]**

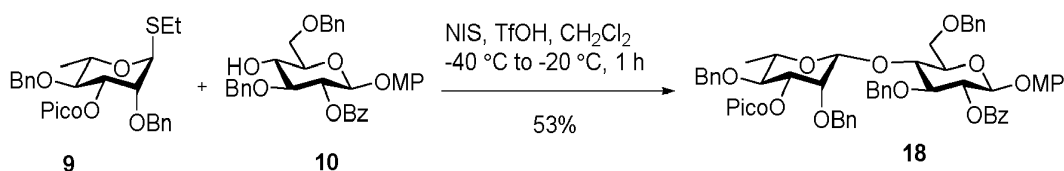


**[0171]** To a stirred solution of compound **17** (Bourke J. Org. Biomol. Chem. 2014, 12, 1114) (0.25 g, 0.55 mmol) in  $\text{CH}_2\text{Cl}_2$  (2.5 mL) were added picolinic acid (93 mg, 0.75 mmol), DCC (0.17 g, 0.8 mmol) and DMAP (13.5 mg, 0.11 mmol). After stirring at room temperature for 2.5 h, the reaction mixture was diluted with  $\text{CH}_2\text{Cl}_2$  (25 mL) and washed successively with cold water (10 mL) and aq. sat.  $\text{NaHCO}_3$  (10 mL). The organic layer was dried over  $\text{Na}_2\text{SO}_4$  filtered and concentrated. The crude was purified by flash chromatography using hexanes and ethyl acetate as eluent (3:1) to give the desired product **9** as pale yellowish oil (0.307 g, quantitative).

$^1\text{H}$  NMR (400 MHz,  $\text{CDCl}_3$ )  $\delta$  8.80 (ddd,  $J = 4.7, 1.8, 0.9$  Hz, 1H), 8.01 (dt,  $J = 7.9, 1.1$  Hz, 1H), 7.81 (td,  $J = 7.7, 1.8$  Hz, 1H), 7.49 (ddd,  $J = 7.6, 4.7, 1.2$  Hz, 1H), 7.32 - 7.27 (m, 2H), 7.25 - 7.17 (m, 4H), 7.17 - 7.09 (m, 4H), 5.43 (dd,  $J = 9.5, 3.4$  Hz, 1H), 5.31 (d,  $J = 1.7$  Hz, 1H), 4.85 (d,  $J = 11.1$  Hz, 1H), 4.74 - 4.65 (m, 2H), 4.57 (d,  $J = 12.3$  Hz, 1H), 4.27 - 4.14 (m, 1H), 4.11 (dd,  $J = 3.4, 1.7$  Hz, 1H), 3.90 (t,  $J = 9.5$  Hz, 1H), 2.74 - 2.51 (m, 2H), 1.38 (d,  $J = 6.2$  Hz, 3H), 1.27 (t,  $J = 7.4$  Hz, 3H).

#### Synthesis of disaccharide **18**

**[0172]**



**[0173]** NIS (0.15 g, 0.65 mmol) and TfOH (6.0  $\mu\text{L}$ , 0.065 mmol) were added to a cooled solution of donor **9** (0.32 g, 0.64 mmol), acceptor **10** (Bundle D. R. et al. ACS Chem. Biol. 2012, 7, 1754) (0.25 g, 0.43 mmol) and 4 Å acid washed molecular sieves (AWMS) (2.0 g) in  $\text{CH}_2\text{Cl}_2$  (20 mL) at  $-40^\circ\text{C}$ . Reaction mixture was gradually warmed to  $-20^\circ\text{C}$  over 1 h, diluted with  $\text{CH}_2\text{Cl}_2$  (30 mL) and washed with aq. sat.  $\text{Na}_2\text{S}_2\text{O}_3$  (15 mL). The organic layer was dried over  $\text{Na}_2\text{SO}_4$  filtered and concentrated. The crude was purified by flash chromatography using hexanes and ethyl acetate as eluent (4:1 to 3:1) to obtain the desired product **18** as pale yellowish oil (0.23 g, 53%).

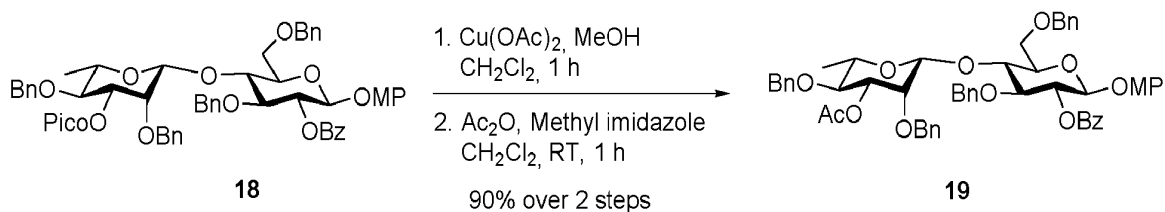
$^1\text{H}$  NMR (400 MHz,  $\text{CDCl}_3$ )  $\delta$  8.88 (d,  $J = 4.7$  Hz, 1H), 8.15 (d,  $J = 7.8$  Hz, 2H), 8.05 (d,  $J = 8.0$  Hz, 1H), 7.87 (t,  $J = 7.9$  Hz, 1H), 7.64 (t,  $J = 7.4$  Hz, 1H), 7.59-7.44 (m, 3H), 7.42-7.17 (m, 20H), 7.04 (d,  $J = 8.6$  Hz, 2H), 6.77 (d,  $J = 8.8$  Hz, 2H), 5.59 (t,  $J = 8.3$  Hz, 1H), 5.09 (d,  $J = 7.9$  Hz, 1H), 5.03 (dd,  $J = 9.8, 3.2$  Hz, 1H), 4.88-4.82 (m, 3H), 4.76-4.58 (m, 6H), 4.54 (d,  $J = 10.4$  Hz, 1H), 4.27 (d,  $J = 10.4$  Hz, 1H), 4.11 (d,  $J = 3.2$  Hz, 1H), 4.00-3.79 (m, 4H), 3.77 (s, 3H), 3.39 (dq,  $J = 11.9, 6.2$  Hz, 1H), 1.40 (d,  $J = 6.0$  Hz, 3H);

$^{13}\text{C}$  NMR (101 MHz,  $\text{CDCl}_3$ )  $\delta$  165.3, 164.0, 155.4, 151.5, 150.2, 147.7, 138.7, 138.4, 138.0, 137.0, 133.4, 129.8 (2C), 128.9, 128.6, 128.4, 128.3 (3C), 128.1, 128.0, 127.8, 127.6, 127.5 (2C), 127.0, 125.2, 118.6, 114.5, 100.8, 100.5, 83.2, 78.6, 75.8, 75.7, 75.3, 74.8, 74.0, 73.5, 71.7, 70.0, 55.6, 17.9;

HRMS (ESI): Calcd for  $\text{C}_{60}\text{H}_{59}\text{O}_{13}\text{N}$   $[\text{M}+\text{Na}]^+$  1024.3884, found: 1024.3896.

#### Synthesis of disaccharide building block **19**

**[0174]**





**[0175]** Cu(OAc)<sub>2</sub>·H<sub>2</sub>O (70 mg, 0.347 mmol) was added to a solution of **18** (0.23 g, 0.23 mmol) in CH<sub>2</sub>Cl<sub>2</sub> (6 mL) and MeOH (3 mL). After stirring at room temperature for 1 h, reaction mixture was filtered through celite pad and the filtrate was concentrated. The crude product was dissolved in CH<sub>2</sub>Cl<sub>2</sub> (5 mL) and to this Ac<sub>2</sub>O (1 mL), and methyl imidazole (0.2 mL) was added. After 1 h, the reaction mixture was evaporated and purified by flash chromatography using hexanes and ethyl acetate as eluent (6:1 to 5:1) to obtain the desired product **19** as colorless oil (0.193 g, 90%).

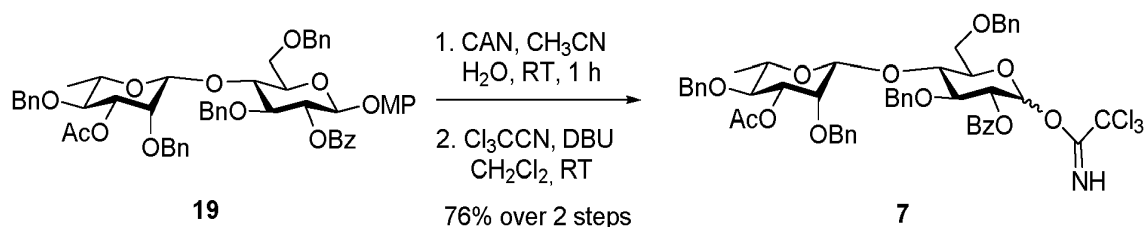
<sup>1</sup>H NMR (400 MHz, CDCl<sub>3</sub>) δ 8.01 (d, *J* = 7.7 Hz, 2H), 7.51 (t, *J* = 7.4 Hz, 1H), 7.39 (t, *J* = 7.6 Hz, 2H), 7.33-7.01 (m, 20H), 6.89 (d, *J* = 8.9 Hz, 2H), 6.64 (d, *J* = 8.9 Hz, 2H), 5.42 (t, *J* = 8.3 Hz, 1H), 4.93 (d, *J* = 7.9 Hz, 1H), 4.71 (t, *J* = 6.2 Hz, 2H), 4.65-4.43 (m, 7H), 4.39 (d, *J* = 10.5 Hz, 1H), 4.15-4.07 (m, 1H), 3.83-3.67 (m, 4H), 3.65 (s, 3H), 3.63-3.41 (m, 2H), 3.19 (dq, *J* = 12.1, 6.2 Hz, 1H), 1.87 (s, 3H), 1.23 (d, *J* = 6.1 Hz, 3H);

<sup>13</sup>C NMR (101 MHz, CDCl<sub>3</sub>) δ 170.2, 165.3, 155.4, 151.6, 138.7, 138.6, 138.2, 137.1, 133.4, 129.9, 129.8, 128.8, 128.7, 128.6, 128.5, 128.4, 128.3 (2C), 128.0, 127.9, 127.8, 127.6, 127.5, 118.7, 114.5, 100.8, 100.6, 83.1, 78.7, 77.4, 76.0, 75.79, 75.76, 75.4 (2C), 75.3, 74.9, 74.0, 73.5, 71.8, 70.1, 55.7, 29.8, 21.1, 17.9;

HRMS (ESI): Calcd for C<sub>56</sub>H<sub>58</sub>O<sub>13</sub> [M+Na]<sup>+</sup> 961.3775, found: 961.3841.

#### Synthesis of imidate donor **7**

**[0176]**



**[0177]** Ceric ammonium nitrate (0.46 g, 0.85 mmol) was added to a solution of **19** (0.16 g, 0.17 mmol) in acetonitrile (5 mL) and H<sub>2</sub>O (1 mL). After stirring at room temperature for 1 h, Na<sub>2</sub>SO<sub>4</sub> was added to the reaction mixture and filtered through celite pad. The filtrate was concentrated and purified by flash chromatography using hexanes and ethyl acetate as eluent (4:1) to obtain the desired hemiacetal as pale yellowish oil. The obtained hemiacetal was dissolved in CH<sub>2</sub>Cl<sub>2</sub> (5 mL) and to this Cl<sub>3</sub>CCN (0.17 mL, 0.17 mmol), DBU (5.2 μL) were added. After 30 min, hexanes (5 mL) was added to the reaction mixture and purified by flash chromatography using hexanes and ethyl acetate as eluent (5:1) to afford the desired product **7** as colorless oil (0.126 g, 76%, *α/β*=9:1).

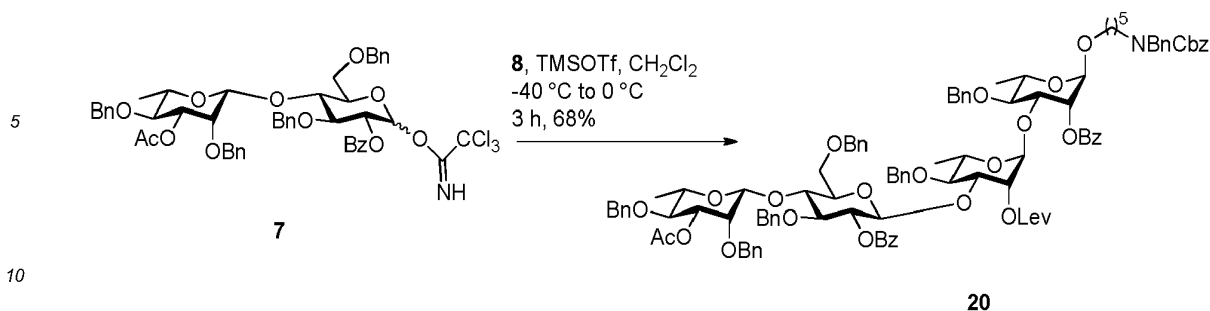
<sup>1</sup>H NMR (400 MHz, CDCl<sub>3</sub>) δ 8.47 (s, 1H), 7.95 (d, *J* = 7.8 Hz, 2H), 7.50 (t, *J* = 7.5 Hz, 1H), 7.36 (t, *J* = 7.7 Hz, 2H), 7.32-7.01 (m, 20H), 6.56 (d, *J* = 3.5 Hz, 1H), 5.29 (dd, *J* = 9.9, 3.5 Hz, 1H), 4.76 (s, 1H), 4.70-4.49 (m, 7H), 4.43 (dd, *J* = 23.8, 11.2 Hz, 2H), 4.12 (t, *J* = 9.3 Hz, 1H), 4.05-3.90 (m, 2H), 3.90-3.76 (m, 2H), 3.73 (dd, *J* = 11.2, 4.8 Hz, 1H), 3.51 (t, *J* = 9.5 Hz, 1H), 3.19 (dt, *J* = 12.1, 6.2 Hz, 1H), 1.90 (s, 3H), 1.19 (d, *J* = 4.9 Hz, 3H);

<sup>13</sup>C NMR (101 MHz, CDCl<sub>3</sub>) δ 170.2, 165.5, 160.6, 138.5 (2C), 138.2, 137.2, 133.6, 129.9, 129.3, 128.8, 128.7, 128.6, 128.5, 128.4, 128.3 (2C), 127.9, 127.8 (2C), 127.6, 127.5, 101.2, 94.1, 91.3, 79.6, 78.7, 76.0, 75.9, 75.3, 75.0, 74.8, 73.4, 73.3, 72.9, 71.8, 68.6, 29.8, 21.2, 17.9.

#### Example A.3: Synthesis of tetrasaccharide acceptor **4**

##### Synthesis of tetrasaccharide **20**

**[0178]**



[0179] To a solution of donor **7** (60 mg, 0.06 mmol), acceptor **8** (40 mg, 0.04 mmol) and 4 Å acid washed molecular sieves (AWMS) (100 mg) in CH<sub>2</sub>Cl<sub>2</sub> (2 mL) at -40 °C was added TMSOTf (1.5 µL, 8 µmol). The reaction mixture was gradually warmed to 0 °C over 3 h. After complete consumption of donor, a drop of Et<sub>3</sub>N was added and the solvents were removed under vacuum. The crude was purified by flash chromatography using hexanes and ethyl acetate as eluent (3:1 to 2:1) to afford the desired product **20** as pale yellowish oil (49 mg, 68%).

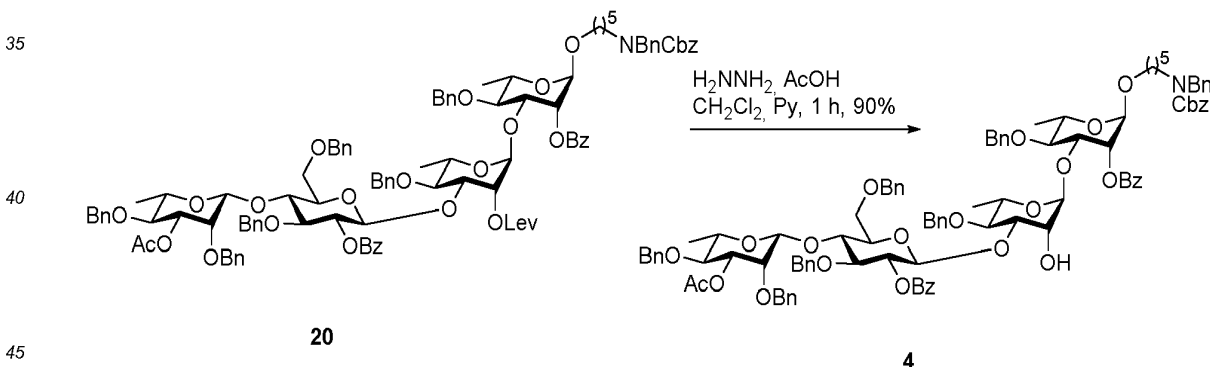
<sup>1</sup>H NMR (400 MHz, CDCl<sub>3</sub>) δ 8.02 (d, *J* = 7.6 Hz, 2H), 7.82 (d, *J* = 7.7 Hz, 2H), 7.54-7.33 (m, 6H), 7.31-7.14 (m, 36H), 6.98-6.90 (m, 2H), 6.79-6.70 (m, 2H), 5.30 (s, 1H), 5.21 (s, 1H), 5.19-5.05 (m, 3H), 4.95 (s, 1H), 4.80 (d, *J* = 10.5 Hz, 1H), 4.76-4.62 (m, 3H), 4.61-4.45 (m, 5H), 4.43-4.37 (m, 4H), 4.35-4.21 (m, 4H), 4.12-4.09 (m, 2H), 3.80-3.69 (m, 2H), 3.67-3.57 (m, 3H), 3.55-3.37 (m, 5H), 3.30-3.03 (m, 7H), 2.63 (t, *J* = 7.0 Hz, 2H), 2.55-2.45 (m, 2H), 2.06 (s, 3H), 1.85 (s, 3H), 1.62-1.31 (m, 6H), 1.19 (s, 3H), 1.10 (d, *J* = 6.1 Hz, 3H), 0.91 (d, *J* = 6.1 Hz, 3H);

<sup>13</sup>C NMR (101 MHz, CDCl<sub>3</sub>) δ 206.9, 171.7, 170.1, 166.1, 165.0, 139.1, 138.6, 138.5, 138.2, 138.1, 138.0, 136.7, 133.3, 130.1, 129.9, 129.7, 129.6, 128.7, 128.6 (2C), 128.5 (2C), 128.4, 128.3 (2C), 128.2 (2C), 128.0, 127.9 (2C), 127.8, 127.7, 127.3, 127.2, 127.1, 126.7, 101.1, 100.9, 99.29, 97.0, 83.1, 80.4, 80.1, 78.6, 78.0, 77.4, 76.0, 75.8, 75.6, 75.3, 75.2, 74.8, 74.7, 74.1, 74.0, 73.1, 73.0, 72.4, 71.6, 69.3, 68.3, 67.8, 67.5, 67.2, 62.4, 60.5, 50.6, 50.3, 47.2, 46.2, 38.3, 29.8, 29.2, 28.3, 28.0, 27.6, 25.0, 23.4, 22.8, 22.3, 21.2, 21.1, 18.1, 17.7, 17.6;

HRMS (ESI): Calcd for C<sub>107</sub>H<sub>117</sub>O<sub>25</sub>N [M+Na]<sup>+</sup> 1839.7846, found: 1839.7621.

#### 30 Synthesis of tetrasaccharide acceptor **4**

[0180]



[0181] Hydrazine solution [310 µL, a premixed solution of H<sub>2</sub>NNH<sub>2</sub>·H<sub>2</sub>O (50 µL), pyridine (0.6 mL), AcOH (0.4 mL)] was added to a stirred solution of compound **20** (57 mg, 0.03 mmol) in CH<sub>2</sub>Cl<sub>2</sub> (2.0 mL) and pyridine (2 mL) at 0 °C. After stirring at 0 °C for 1 h, the reaction mixture was diluted with CH<sub>2</sub>Cl<sub>2</sub> (10 mL) and washed successively with 1 M HCl (5 mL) and aq. sat. NaHCO<sub>3</sub> (5 mL). The organic layer was dried over Na<sub>2</sub>SO<sub>4</sub> filtered and concentrated. The crude was purified by flash chromatography using hexanes and ethyl acetate as eluent (3:1 to 2.5:1) to give the desired product **4** as colorless oil (49 mg, 90%).

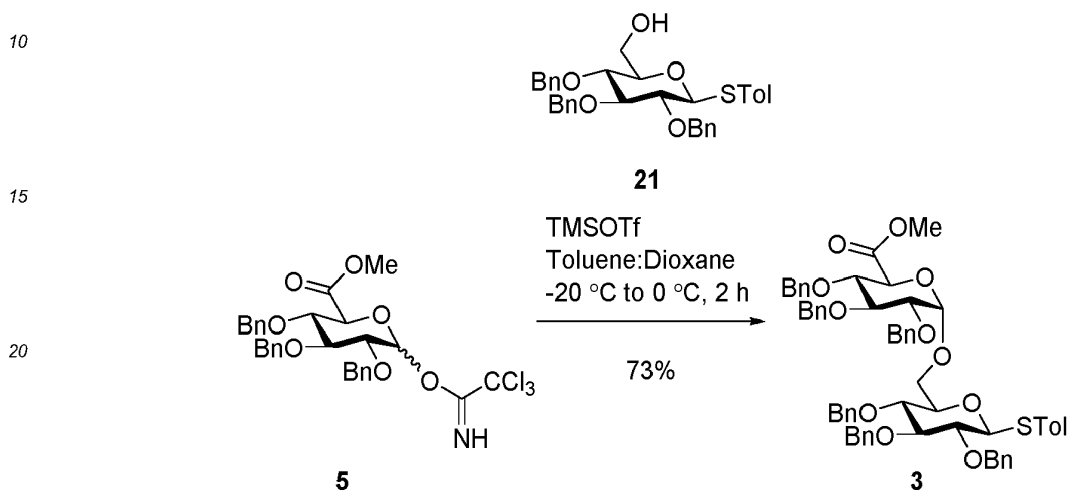
<sup>1</sup>H NMR (400 MHz, CDCl<sub>3</sub>) δ 7.98 (d, *J* = 7.7 Hz, 2H), 7.81 (d, *J* = 7.8 Hz, 2H), 7.52-7.32 (m, 6H), 7.31-7.13 (m, 28H), 7.12-6.94 (m, 10H), 6.77 (d, *J* = 7.3 Hz, 2H), 5.24 (dd, *J* = 14.9, 6.1 Hz, 2H), 5.09 (d, *J* = 9.9 Hz, 2H), 4.90 (s, 1H), 4.81-4.67 (m, 3H), 4.65-4.38 (m, 10H), 4.36-4.21 (m, 3H), 4.20-3.96 (m, 4H), 3.85-3.63 (m, 5H), 3.60-3.39 (m, 6H), 3.35-3.07 (m, 7H), 1.86 (s, 3H), 1.56-1.38 (m, 6H), 1.23 (d, *J* = 6.2 Hz, 3H), 1.19 (d, *J* = 6.2 Hz, 3H), 0.85 (d, *J* = 6.4 Hz, 3H);

<sup>13</sup>C NMR (101 MHz, CDCl<sub>3</sub>) δ 170.2, 165.9, 165.2, 138.6, 138.5, 138.4, 138.3, 138.1, 138.0, 136.9, 133.3, 133.2, 130.2, 129.9, 129.8, 129.5, 128.8, 128.7, 128.6, 128.5 (3C), 128.4 (3C), 128.3, 128.1, 127.9 (3C), 127.8 (2C), 127.6, 127.4,

127.2, 127.1, 101.2, 100.9, 100.5, 97.1, 83.0, 82.1, 80.2, 79.2, 78.6, 78.3, 77.4, 76.0, 75.7, 75.6, 75.5, 75.3, 74.8, 74.4, 74.3, 73.6, 73.5, 72.9, 71.7, 70.1, 69.5, 68.1, 68.0, 67.6, 67.3, 50.7, 50.3, 47.2, 46.3, 21.1, 18.2, 17.9, 17.7;  
 HRMS (ESI): Calcd for  $C_{102}H_{111}O_{23}N$   $[M+Na]^+$  1741.7478, found: 1741.7240.

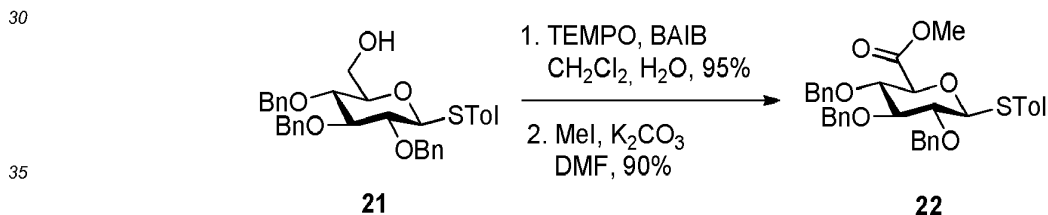
#### 5 Example A.4: Synthesis of disaccharide donor 3

[0182]



#### Synthesis of Glucuronic acid building block 22

[0183]



[0184] BAIB (4.34 g, 13.47 mmol) and TEMPO (0.17 g, 1.08 mmol) were added to a solution of **21** (Z. Guan et al. J. Org. Chem. 2012, 77, 8888) (3 g, 5.39 mmol) in  $CH_2Cl_2$  (15 mL) and  $H_2O$  (7.5 mL). The reaction mixture was stirred at room temperature for 2 h and quenched using aq. sat.  $Na_2S_2O_3$  solution (150 mL). The aqueous phase was extracted with EtOAc (3x100 mL) and dried over  $Na_2SO_4$ . After concentration, the residue was purified by flash chromatography using cyclohexane and ethyl acetate as eluent (7:1 and 0.5% formic acid in eluent) to afford the acid as a white solid (2.92 g, 95%).

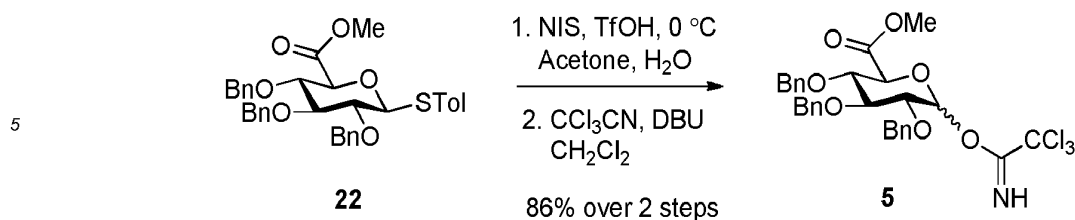
To a stirred solution of the acid (2.92 g, 5.12 mmol) in DMF (25 mL) was added MeI (1.45 g, 10.23 mmol) and  $K_2CO_3$  (1.7 g, 12.3 mmol). The solution was stirred at room temperature for 10 h and quenched by the addition of MeOH (20 mL). The reaction mixture was diluted with EtOAc (80 mL) and washed with  $H_2O$  (50 mL). The organic layer was dried over  $Na_2SO_4$  and concentrated. The crude was purified by flash chromatography using hexanes and ethyl acetate as eluent (9:1 to 6:1) to give the desired product **22** as a white solid (2.7 g, 90%).

$^1H$  NMR (400 MHz,  $CDCl_3$ )  $\delta$  7.49-7.42 (m, 2H), 7.40-7.27 (m, 13H), 7.22 (m, 2H), 7.15-7.09 (m, 2H), 4.91-4.67 (m, 5H), 4.61 (m, 2H), 3.90 (m, 1H), 3.81 (t,  $J$  = 9.3 Hz, 1H), 3.73 (s, 3H), 3.70 (t,  $J$  = 8.8 Hz, 1H), 3.49 (dd,  $J$  = 9.7, 8.7 Hz, 1H), 2.34 (s, 3H);  $^{13}C$  NMR (101 MHz,  $CDCl_3$ )  $\delta$  168.9, 138.2 (2C), 138.0, 137.8, 133.0, 129.9, 129.4, 128.6, 128.5 (3C), 128.3, 128.1, 128.0 (2C), 127.7, 88.7, 86.0, 80.4, 79.4, 78.1, 76.0, 75.6, 75.2, 52.6, 21.3;

HRMS (ESI): Calcd for  $C_{35}H_{36}O_6S$   $[M+Na]^+$  607.2130, found: 607.2140.

#### 55 Synthesis of imidate donor 5

[0185]



10 **[0186]** NIS (92 mg, 0.41 mmol) and TfOH (3  $\mu$ L, 0.34 mmol) were added at 0 °C to a solution of **22** (0.2 g, 0.34 mmol) in acetone (2 mL) and water (1 mL). After stirring at 0 °C for 4 h, the reaction mixture was quenched with Et<sub>3</sub>N (0.5 mL). Diluted the reaction mixture with CH<sub>2</sub>Cl<sub>2</sub> (15 mL) and washed with aq. sat. Na<sub>2</sub>S<sub>2</sub>O<sub>3</sub> (5 mL). Separated organic layer was dried over Na<sub>2</sub>SO<sub>4</sub> filtered and concentrated. The crude was purified by flash chromatography using hexanes and ethyl acetate as eluent (4:1 to 3:1) to give the hemiacetal as pale yellowish liquid (0.164 g).

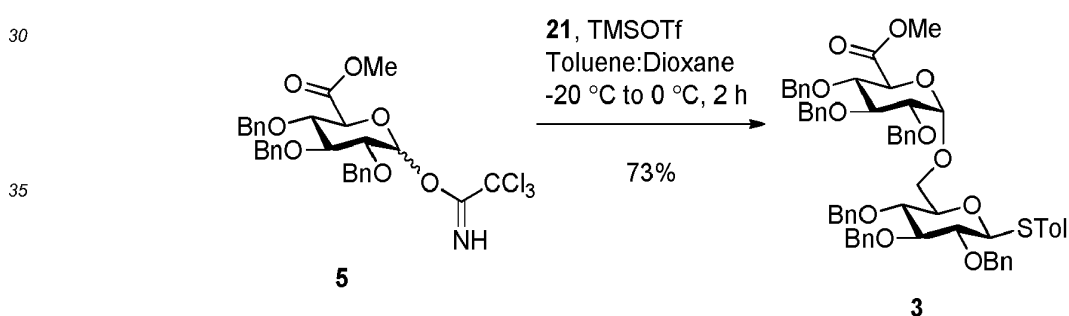
15 DBU (5  $\mu$ L, 0.034 mmol) and CCl<sub>3</sub>CN (0.34 mL, 3.42 mmol) were added to a cooled solution of hemiacetal (0.164 g, 0.342 mmol) in CH<sub>2</sub>Cl<sub>2</sub> (2 mL) 0 °C. After stirring at 0 °C for 1 h, the reaction mixture was evaporated on rotor and the crude was purified by flash chromatography using hexanes and ethyl acetate as eluent (5:1 to 4:1) to obtain the product **5** as colorless oil (0.183 g, 86%,  $\alpha/\beta$  = 2.7/1).

20 <sup>1</sup>H NMR (400 MHz, CDCl<sub>3</sub>)  $\delta$  8.60 (s, 1H), 7.33-7.08 (m, 15H), 6.45 (d,  $J$  = 3.5 Hz, 1H), 5.00-4.50 (m, 5H), 4.36 (d,  $J$  = 10.1 Hz, 1H), 4.11-3.95 (m, 1H), 3.82-3.66 (m, 3H), 3.65 (s, 3H);

<sup>13</sup>C NMR (101 MHz, CDCl<sub>3</sub>)  $\delta$  169.3, 161.1, 138.4, 138.0, 137.8, 137.7, 129.2, 128.6, 128.5 (3C), 128.4, 128.3, 128.2, 128.1, 128.0 (2C), 127.9, 127.8 (2C), 125.4, 94.0, 91.1, 83.7, 80.8, 78.9, 78.8, 75.9, 75.7, 75.5, 75.2, 73.2, 72.6, 52.7; HRMS (ESI): Calcd for C<sub>30</sub>H<sub>30</sub>O<sub>7</sub>NCl<sub>3</sub> [M+Na]<sup>+</sup> 644.0986, found: 644.1014.

## 25 Synthesis of disaccharide 3

**[0187]**



40 **[0188]** TMSOTf (4  $\mu$ L, 0.02  $\mu$ mol) was added to a solution of donor **5** (0.14 g, 0.22 mmol), and acceptor **21** (90 mg, 0.16 mmol) in a mixture of solvents toluene (2 mL) and dioxane (6 mL) at -20 °C. The reaction mixture was gradually warmed to 0 °C over 2 h. A drop of Et<sub>3</sub>N was added and the solvents were removed under vacuum. The crude was purified by flash chromatography using hexanes and ethyl acetate as eluent (7:1 to 5:1) to afford the desired product **3** as pale yellowish oil (0.12 g, 73%,  $\alpha/\beta$  = 3.5:1).

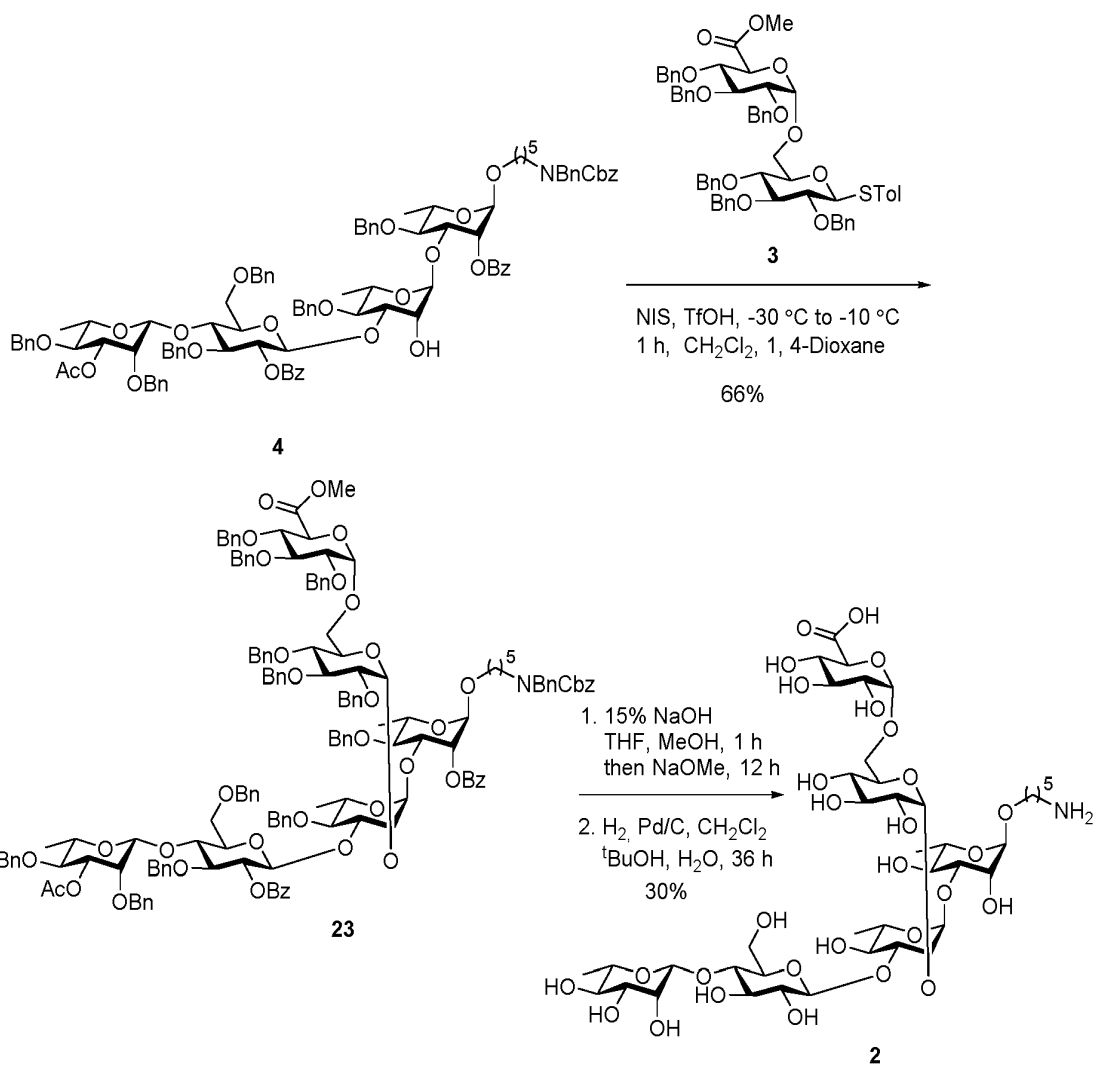
45 <sup>1</sup>H NMR (400 MHz, CDCl<sub>3</sub>,  $\alpha$ -anomer)  $\delta$  7.43 (d,  $J$  = 7.8 Hz, 2H), 7.40-7.18 (m, 30H), 7.06 (d,  $J$  = 7.8 Hz, 2H), 5.08 (d,  $J$  = 3.5 Hz, 1H), 4.94 (d,  $J$  = 10.9 Hz, 1H), 4.88-4.60 (m, 9H), 4.58-4.47 (m, 3H), 4.29 (d,  $J$  = 10.0 Hz, 1H), 3.95 (t,  $J$  = 9.3 Hz, 1H), 3.86 (dd,  $J$  = 12.1, 4.3 Hz, 1H), 3.82-3.69 (m, 3H), 3.67 (d,  $J$  = 4.9 Hz, 3H), 3.64-3.54 (m, 2H), 3.39 (dd,  $J$  = 9.7, 3.9 Hz, 1H), 3.17 (t,  $J$  = 9.3 Hz, 1H), 2.21 (s, 3H);

50 <sup>13</sup>C NMR (101 MHz, CDCl<sub>3</sub>)  $\delta$  170.4, 138.6, 138.3, 138.2, 138.1 (2C), 138.0, 133.2, 129.9, 128.6 (2C), 128.5 (3C), 128.4 (3C), 128.3, 128.1 (2C), 128.0, 127.9, 127.8, 127.7, 127.6 (2C), 98.0, 88.6, 86.7, 81.1, 81.0, 79.8, 79.6, 78.9, 77.3, 75.9, 75.7, 75.6, 75.2, 75.1, 72.6, 70.4, 66.5, 52.5, 21.2;

HRMS (ESI): Calcd for C<sub>62</sub>H<sub>64</sub>O<sub>11</sub>S [M+Na]<sup>+</sup> 1039.4067, found: 1039.4091.

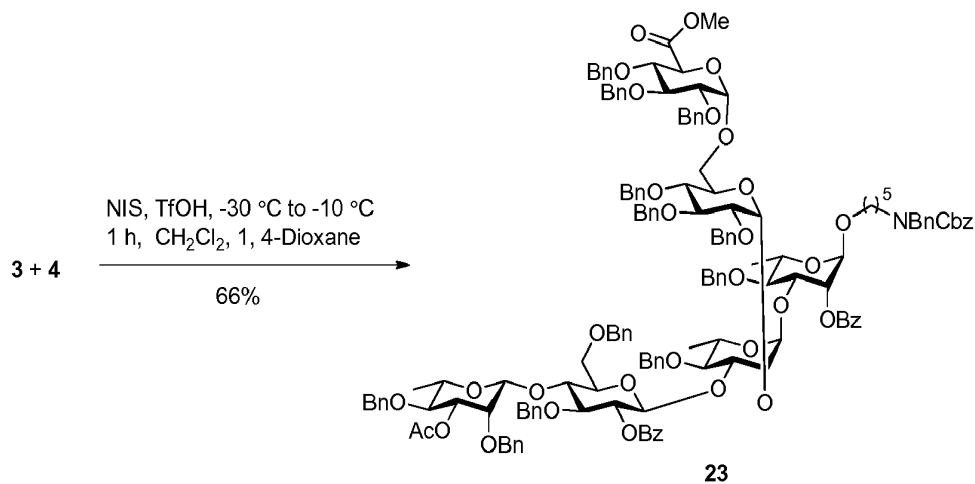
## 55 Example A.5: Synthesis of hexasaccharide 2

**[0189]**



# Synthesis of hexasaccharide 23

[0190]



[0191] NIS (12 mg, 0.05 mmol) and TfOH (1  $\mu$ L) were added at -30 °C to a cooled solution of donor **3** (52 mg, 0.05

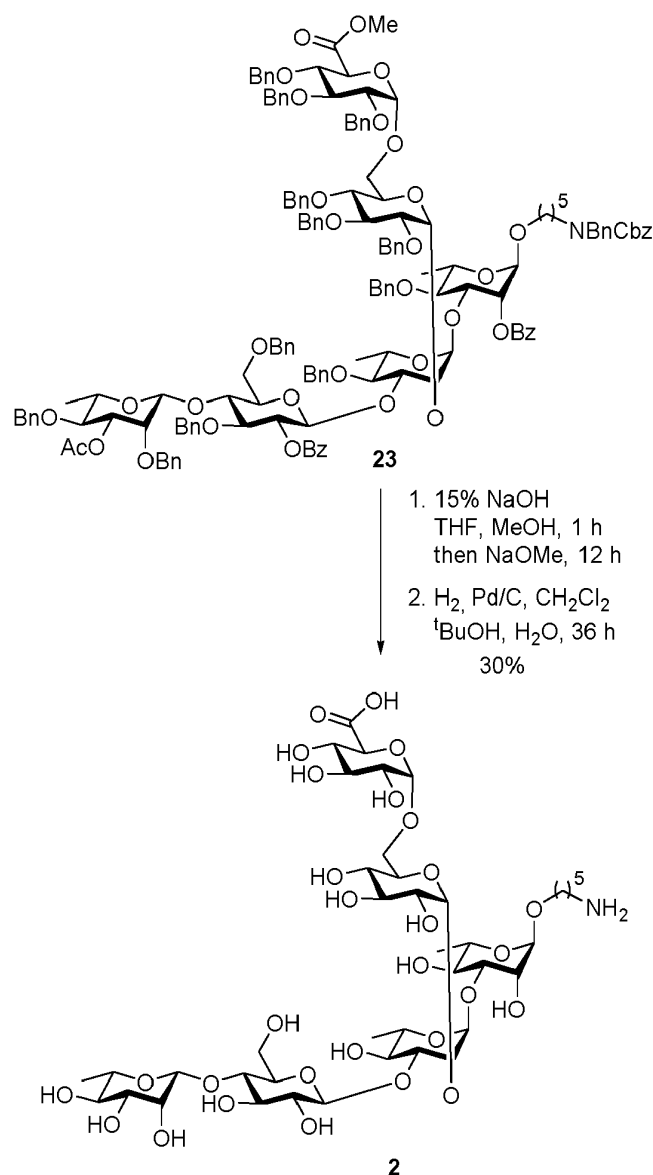
mmol), acceptor **4** (45 mg, 0.026 mmol) and 4 Å acid washed molecular sieves (AWMS) (0.2 g) in mixture of CH<sub>2</sub>Cl<sub>2</sub> (1 mL) and dioxane (1 mL). Reaction mixture was gradually warmed to -10 °C over 1 h, diluted with CH<sub>2</sub>Cl<sub>2</sub> (10 mL) and washed with aq. sat. Na<sub>2</sub>S<sub>2</sub>O<sub>3</sub> (5 mL). Separated organic layer was dried over Na<sub>2</sub>SO<sub>4</sub>, filtered and concentrated. The crude was purified by flash chromatography using hexanes and ethyl acetate as eluent (4:1 to 3:1) to obtain the desired product **23** as colorless oil (45 mg, 66%).

<sup>1</sup>H NMR (400 MHz, CDCl<sub>3</sub>) δ 8.05 (d, *J* = 7.7 Hz, 2H), 7.78 (d, *J* = 7.8 Hz, 2H), 7.50-7.32 (m, 8H), 7.30-7.01 (m, 63H), 6.98-6.89 (m, 3H), 6.86-6.83 (m, 2H), 5.25 (s, 1H), 5.19-5.12 (m, 2H), 5.07 (d, *J* = 4.5 Hz, 2H), 4.90-4.45 (m, 20H), 4.42-4.08 (m, 12H), 4.06-3.52 (m, 16H), 3.50 (d, *J* = 4.1 Hz, 3H), 3.48-2.95 (m, 13H), 1.87 (s, 3H), 1.58-1.36 (m, 6H), 1.14 (d, *J* = 6.2 Hz, 3H), 1.07 (d, *J* = 6.1 Hz, 3H), 0.88 (d, *J* = 6.2 Hz, 3H);

<sup>13</sup>C NMR (101 MHz, CDCl<sub>3</sub>) δ 170.6, 170.2, 166.2, 164.6, 139.4, 139.3, 138.9 (2C), 138.8, 138.7, 138.5, 138.3, 138.2, 137.0, 133.3, 133.0, 130.2, 130.0, 129.9, 128.8, 128.6 (2C), 128.5 (3C), 128.4 (3C), 128.3, 128.2 (3C), 128.1, 128.0, 127.9 (3C), 127.8, 127.7, 127.6, 127.5, 127.4, 127.3, 127.2, 127.1, 126.6, 101.4, 100.7, 99.3, 98.1, 97.0, 95.9, 83.2, 81.7, 81.0, 80.7, 80.4, 80.2, 79.8, 79.6, 78.7, 77.5, 77.4, 77.3, 77.2, 76.8, 76.1, 75.7, 75.2, 75.1, 75.0, 74.7, 73.8, 73.7, 73.3, 73.1, 72.7, 71.8, 71.5, 71.3, 70.4, 67.6, 67.3, 66.9, 58.6, 53.6, 52.3, 31.1, 29.8, 21.1, 18.6, 18.1, 17.8, 17.6; HRMS (ESI): Calcd for C<sub>157</sub>H<sub>167</sub>O<sub>34</sub>N [M+Na]<sup>+</sup> 2634.1301, found: 2634.0912.

**Synthesis of 5-amino pentyl β-L-rhamnopyranosyl-(1→4)-β-D-glucopyranosyl-(1→3)-α-L-{α-D-glucopyranosyluronate-(1→6)-α-D-glucopyranosyl-(1→2)} rhamnopyranosyl-(1→3)-α-L-rhamnopyranoside (2)**

[0192]



**[0193]** To a stirred solution of hexasaccharide **23** (6 mg, 2.3  $\mu$ mol) in THF (0.5 mL) and MeOH (0.5 mL), was added aq. NaOH (15%, 100  $\mu$ L). After stirring at room temperature for 1 h, NaOMe (6 mg) was added and allowed to stir for 12 h. After complete consumption of starting material, the reaction mixture was neutralized with Amberlite 120 H<sup>+</sup> resin, filtered, and concentrated. The crude material was purified by flash column chromatography using hexanes and ethyl acetate as eluent (1:1 to 1:2) to afford the desired deacylated product as white solid. The obtained deacylated product was dissolved in CH<sub>2</sub>Cl<sub>2</sub> (0.5 mL), tBuOH (1 mL) and water (0.5 mL). To this solution a suspension of Pd/C (50 mg) in a mixture of tBuOH (1 mL) and water (0.5 mL) was added and stirred under hydrogen atmosphere for 36 h. Reaction mixture was then filtered, concentrated and purified by C18 column to afford the desired product **2** (0.7 mg, 30%) as a white solid.

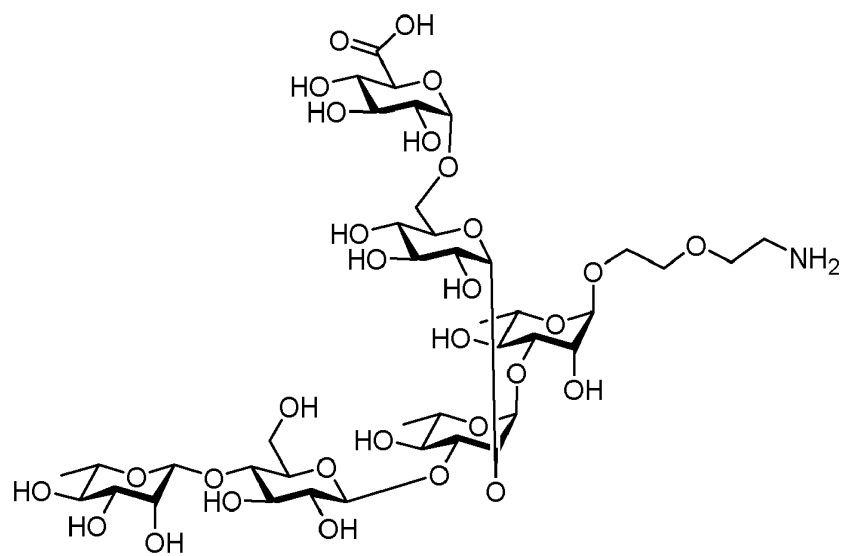
<sup>1</sup>H NMR (400 MHz, D<sub>2</sub>O)  $\delta$  5.07 (s, 1H), 5.02-4.94 (m, 2H), 4.91 (d,  $J$  = 3.7 Hz, 1H), 4.73 (d,  $J$  = 1.5 Hz, 1H), 4.63 (d,  $J$  = 7.9 Hz, 1H), 4.35-4.18 (m, 3H), 4.05 (m, 4H), 3.96-3.81 (m, 3H), 3.80-3.61 (m, 8H), 3.61-3.40 (m, 8H), 3.38-3.25 (m, 3H), 3.24-3.13 (m, 1H), 2.96 (t,  $J$  = 7.6 Hz, 2H), 1.66 (dt,  $J$  = 15.9, 8.0 Hz, 4H), 1.43 (p,  $J$  = 7.8, 7.3 Hz, 2H), 1.33-1.19 (m, 9H); HRMS (ESI): Calcd for C<sub>41</sub>H<sub>71</sub>O<sub>29</sub>N [M+Na]<sup>+</sup> 1064.4009, found: 1064.4067.

**[0194]** Applying the synthetic procedures of example A.5 to disaccharides **15a**, **15b**, **15c** and **15d** provides hexasaccharides **2a**, **2b**, **2c** and **2d**, respectively.

5

10

15

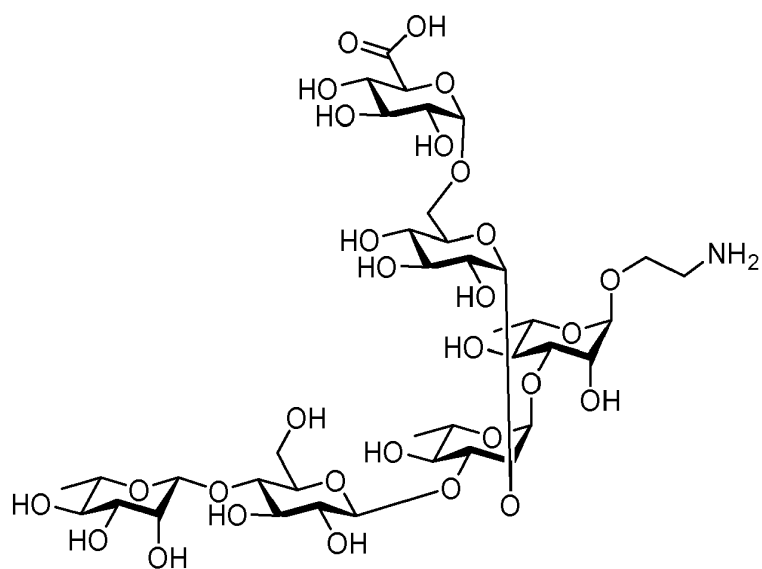
**2a**

20

25

30

35

**2b**

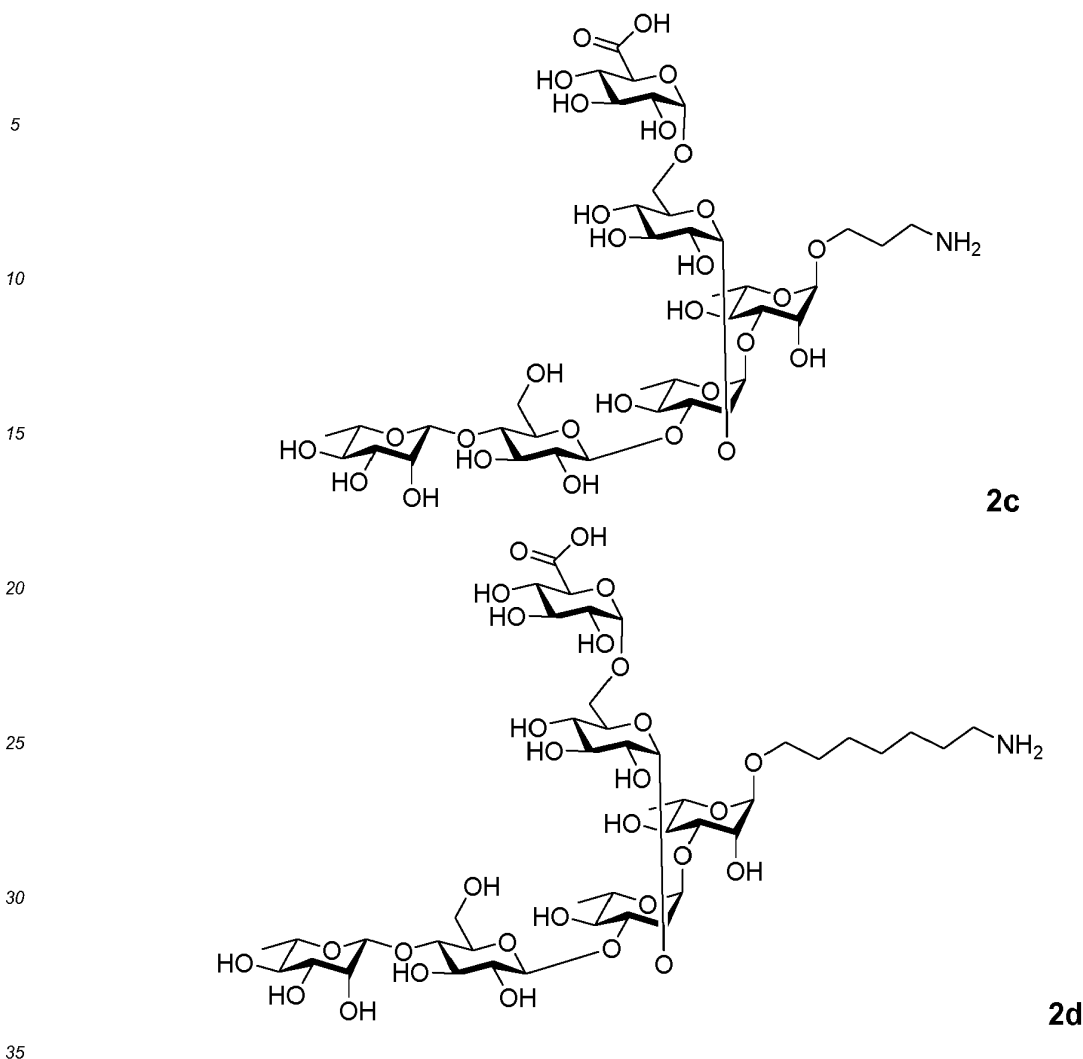
40

45

50

55





#### Example A.6: Synthesis and characterization of conjugates

##### General procedure synthesis

##### Formation of the *p*-nitro phenyl (PNP) amide

**[0195]** To the saccharide of general formula (I) (1 equivalent) and diphenyl adipate (7 equivalents) in a glass vial were added a mixture of pyridine and DMSO (1:1) and the mixture let stir for 5 minutes for complete solubilization. Then, triethylamine (0.83  $\mu$ L, 6  $\mu$ mol, 10 equivalents) was added and let stir for 20 minutes. TLC indicated complete consumption of the starting material. The solvent was removed in *vacuum*. The residue was washed with dichloromethane (3 x 1 mL) to remove PNP ester excess and the white solid obtained was dried in *vacuum*.

##### Conjugation of PNP ester derivatized saccharide to CRM<sub>197</sub>

**[0196]** 40 equivalents of lyophilized CRM<sub>197</sub> was dissolved in 0.4 mL of sterile 0.1M sodium phosphate, pH 8.0 and transfer into upper chamber of 10,000 Da Millipore centrifugal filter (0.5 mL). Rinse glass vial with 3x 0.4 mL of sterile 0.1 M sodium phosphate, pH 8.0, transfer to the same centrifugal filter. Centrifuge at 10,000 rpm for 6-8 min. If needed, prolong final centrifugation step such that volume in upper chamber is 80 - 100  $\mu$ L. The CRM<sub>197</sub> solution was then transfer into 1.5 mL tube containing lyophilized PNP ester derivatized saccharide and shake slowly (around 180 - 200 rpm) for 18 -24 hrs at room temperature. The conjugate was washed once with 0.1 M Sodium phosphate, pH 8.0 and 2-3 times with deionized, autoclaved water using 10,000 Da Millipore centrifugal filters. Take out small sample for MALDI analysis and transfer the conjugate into PBS. If needed, prolong final centrifugation step such that volume in upper chamber is about 250  $\mu$ L. Transfer content of upper chamber to new 1.5 mL Eppendorf tube, store at 4°C.

## Characterization of glycoconjugates

[0197]

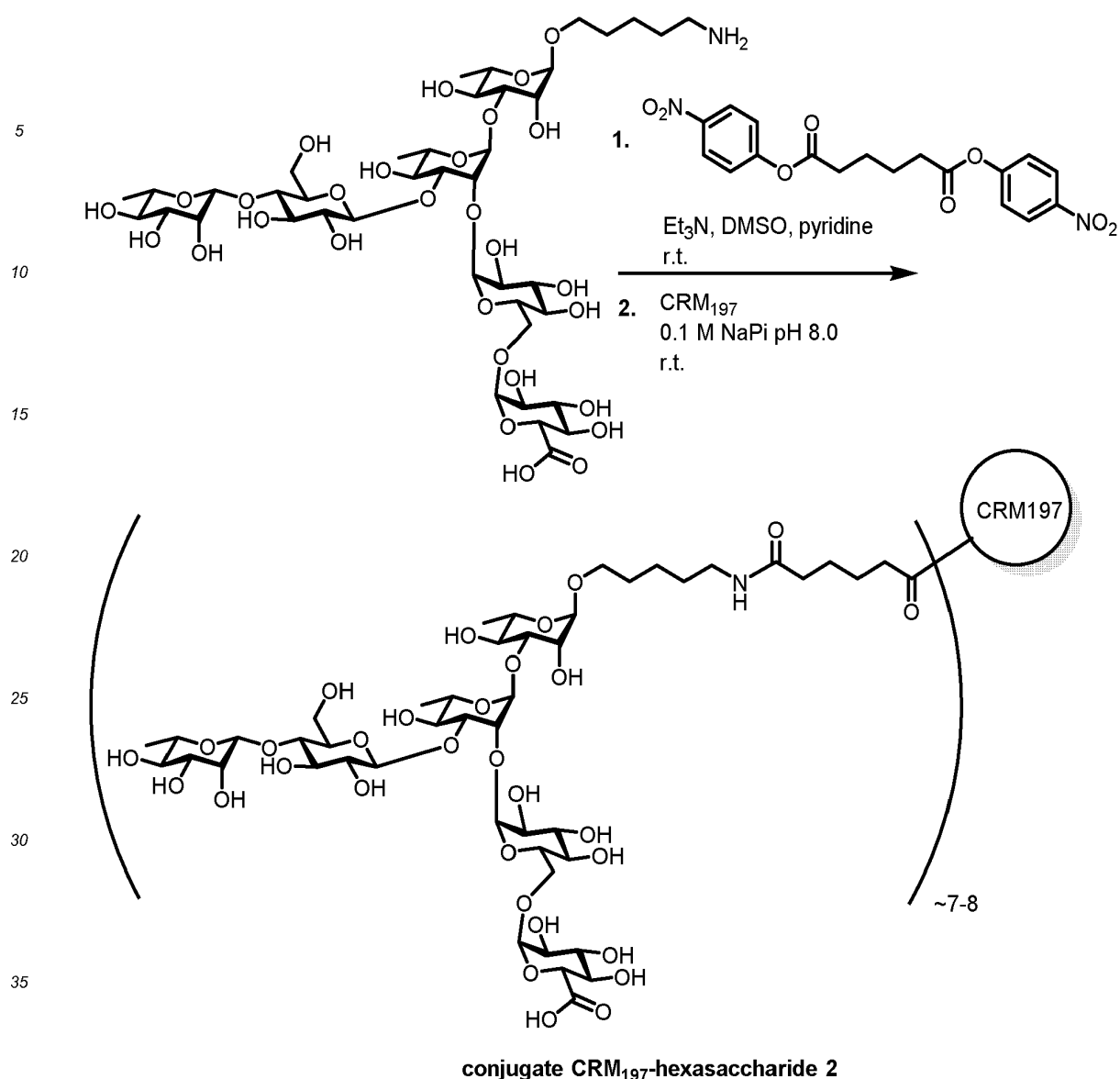
- 5       **A. MALDI analysis:** The average molecular size of conjugates were determined by *Matrix-assisted laser desorption/ionization (MALDI)* analysis using CRM<sub>197</sub> as standard and calculate the average oligosaccharides attachments with per CRM<sub>197</sub> molecule.
- 10       **B. SDS-PAGE:** The conjugates were resolved by SDS-PAGE (10%) in denaturing condition. The samples were prepared in 6X SDS-PAGE sample loading dye. The electrophoresis was carried out at 120 V and 25 mA for 1 hr 30 min in electrode buffer and gel was stained with Coomassie brilliant blue R250.

## Protein estimation

- 15       **[0198]** The protein concentration was estimated using Micro BCA Protein Assay Kit (Thermo-scientific, USA) following the manufacturer's instructions. The sample was prepared in PBS and mixed with equal volume of reagent mixture (B:C:A : 24:1:25). The plate was incubated at 37°C and the absorbance was measured at 560 nm. The standard curve was plotted with known concentration of BSA provided with the kit.

Synthesis of conjugate CRM<sub>197</sub>- hexasaccharide 2

- 20       **[0199]** Following the above-described procedure, conjugate **CRM<sub>197</sub>- hexasaccharide 2** was synthesized. The conjugate was estimated using known amount of BSA as slandered and confirmed by 10% SDS-PAGE, showing a shift toward a higher mass of the glycoconjugates compared with unconjugated **CRM<sub>197</sub>** (**Figure 4A** and **B**). MALDI-TOF mass spectrometry analysis was used to determine the oligosaccharide-to-CRM<sub>197</sub> molar ratio (**Figure 4C**). Mass analysis of the conjugate **CRM<sub>197</sub>-hexasaccharide 2** revealed that an average of 7 - 8 molecules of hexasaccharide **2** was loaded onto one molecule of CRM<sub>197</sub>.
- 25
- 30
- 35
- 40
- 45
- 50
- 55



## B. Biological evaluation

### Example B.1: Mice immunization and generation of polyclonal sera

#### Material and Methods

**[0200] Mice:** Six to eight week old female C57BL/6J inbred strains of mice were obtained from the Charles River, Sulzfeld (Germany). Animals were rested and handled in accordance with the Institutional Animal Ethics guidelines.

#### Mice immunization and generation of polyclonal sera

**[0201]** In brief, groups of 3 C57BL/6J female 6-8 week old inbred mice were immunized subcutaneously with conjugate CRM<sub>197</sub> - hexasaccharide 2 emulsified with 1:1 (v/v) alum (aluminium hydroxide) adjuvants. On day 14 and 28 mice were received a booster injection with the same amount of antigen emulsified with 1:1 (v/v) alum. Mice were bled submandibular weekly using sterile single-use blood lancet. Control mice received only alum in PBS. The antibody responses were measured by glycan microarray.

**[0202] Preparation of microarrays slides:** The CodeLink NHS activated glass slides (Surmodics) were spotted with synthetic glycans and native polysaccharides at two different concentration (100  $\mu\text{M}$  and 200  $\mu\text{M}$ ) in printing buffer (50 mM sodium phosphate, pH 8.5) by using a S3 piezoelectric microarray printer (Sciencion) equipped with a type 4 coated

nozzle. The relative humidity of spotted chamber was constantly maintained at 65%. The spotted slides were incubated over night at room temperature in a humidifying chamber. The unreactive groups on the slides were blocked with 50 mM sodium phosphate, 100 mM ethanolamine pH 9.0 at room temperature for one hour. Slides were subsequently washed three times for 5 min with water, dried by centrifugation at 300 g for 5 min (CombiSlide system, Eppendorf) and stored at 4 °C until use.

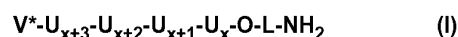
**[0203] Microarray binding assays:** The printed slides were blocked with PBS-BSA (1%) for 1 h at room temperature and washed 3 times with PBS. The slides were dried by centrifugation at 1200 rpm for 5 min before use. A FlexWell 64 (Grace Bio-Labs, Bend, OR, USA) grid was applied to microarray slides. Slides were incubated with polyclonal sera raised in mice against conjugate **CRM<sub>197</sub> - hexasaccharide 2** at multiple dilutions, diluted in 1% BSA in PBS (w/v) and incubated in a humid chamber for 1 h at room temperature. Slides were washed three times with PBST (0.1% Tween-20 in PBS) and dried by centrifugation (300 x g, 5 min). Slides were incubated with a fluorescence-labeled goat anti-mouse secondary antibodies (Life Technologies) diluted in 1% BSA in PBS (w/v) in a humid chamber for 1 h at room temperature, washed three times with PBST, rinsed once with deionized water and dried by centrifugation (300 x g, 5 min) prior to scanning with a GenePix 4300A microarray scanner (Molecular Devices, Sunnyvale, CA, USA). Image analysis was carried out with the GenePix Pro 7 software (Molecular Devices). The photomultiplier tube (PMT) voltage was adjusted such that scans were free of saturation signals.

### Results:

**[0204]** To analyze the antibody response against conjugate **CRM<sub>197</sub> - hexasaccharide 2**, hyperimmune sera raised in mice immunized with conjugate **CRM<sub>197</sub>-hexasaccharide 2** was subjected at different dilution to microarray slides printed with synthetic oligosaccharides and polysaccharides. The microarray data confirmed that the conjugate **CRM<sub>197</sub> - hexasaccharide 2** is immunogenic in mice and exhibits robust antibody response as shown by the analysis performed every week before and after immunization (**Figure 4B**). Interestingly, hexasaccharide **2** specific serum antibody level increased gradually after the immunization, observed robust induction after boosting and exhibited the reactivity with native polysaccharides. Hexasaccharide **2** specific antibodies were also cross-reactive with other fragments of hexasaccharide **2** printed on the slides (**Figure 4B**). Hence, the microarray analyses attest that hexasaccharide **2** is immunogenic in mice and induces cross-reactive antibodies.

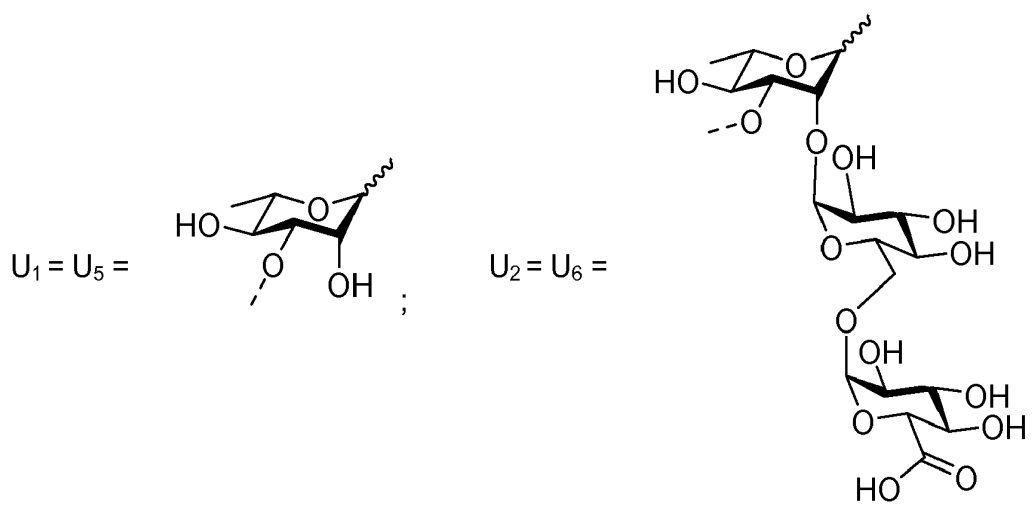
### Claims

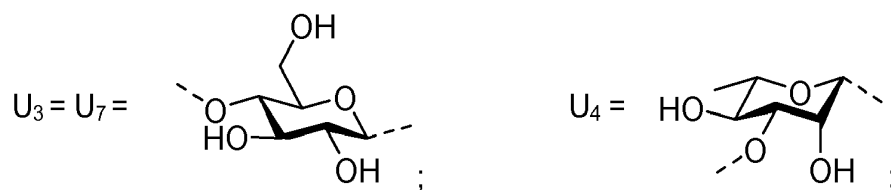
1. A saccharide of general formula (I)



wherein

x is an integer selected from 1, 2, 3 and 4;





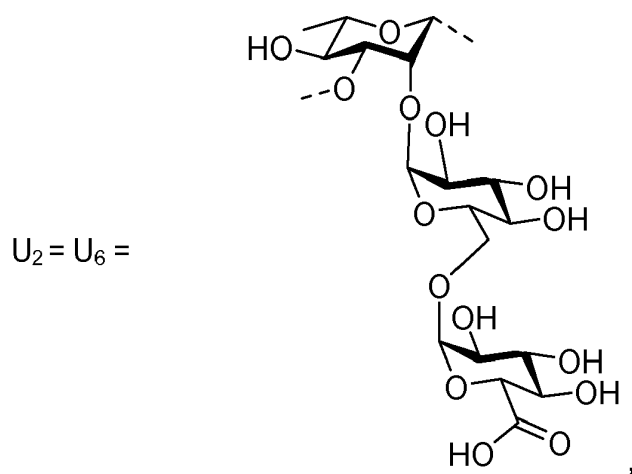
10  $V^*$ - represents H-,  $H-U_x$ -,  $H-U_{x+1}-U_x$ -,  $H-U_{x+2}-U_{x+1}-U_x$ - or  $H-U_{x+3}-U_{x+2}-U_{x+1}-U_x$ - ;

L represents a linker;

or a pharmaceutically acceptable salt thereof.

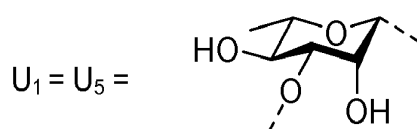
2. The saccharide according to claim 1, wherein x represents 1, or a pharmaceutically acceptable salt thereof.

15 3. The saccharide according to claim 1 or 2, wherein



or a pharmaceutically acceptable salt thereof.

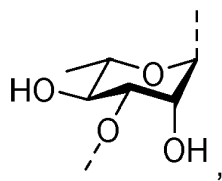
35 4. The saccharide according to any of the claims 1 - 3, wherein



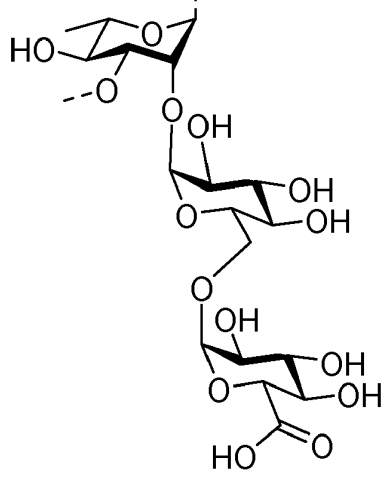
or a pharmaceutically acceptable salt thereof.

45 5. A method of synthesis of a saccharide of general formula (I) according to claim 1, wherein x represents 1,  $V^*$ - represents H- and

U<sub>1</sub> =

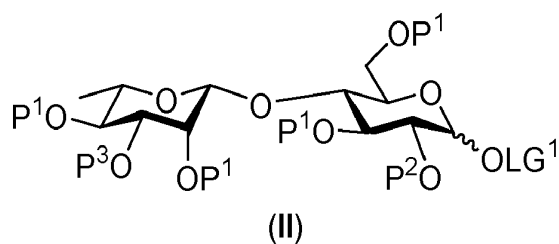


and U<sub>2</sub> =

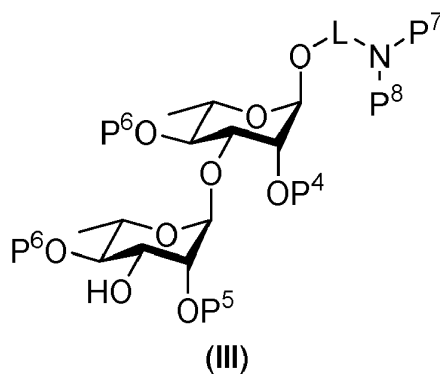


comprising the following steps:

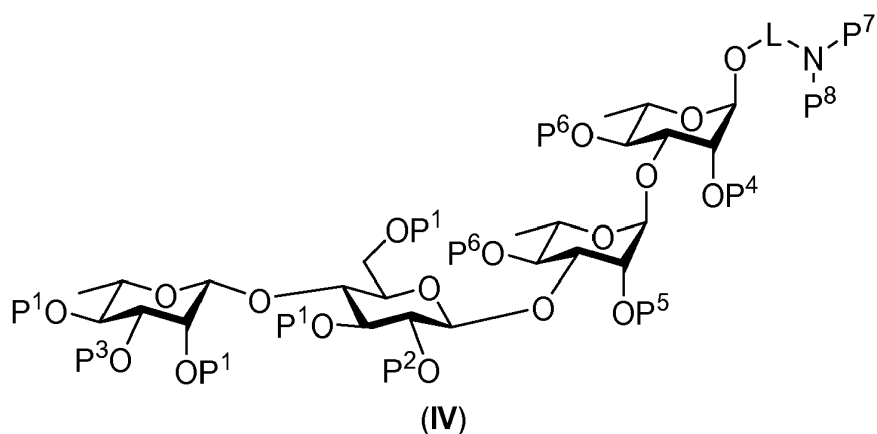
A) reacting a disaccharide of general formula (II)



wherein P<sup>1</sup> - P<sup>3</sup> represent protecting groups, and LG<sup>1</sup> represents a leaving group, with a disaccharide of general formula (III)

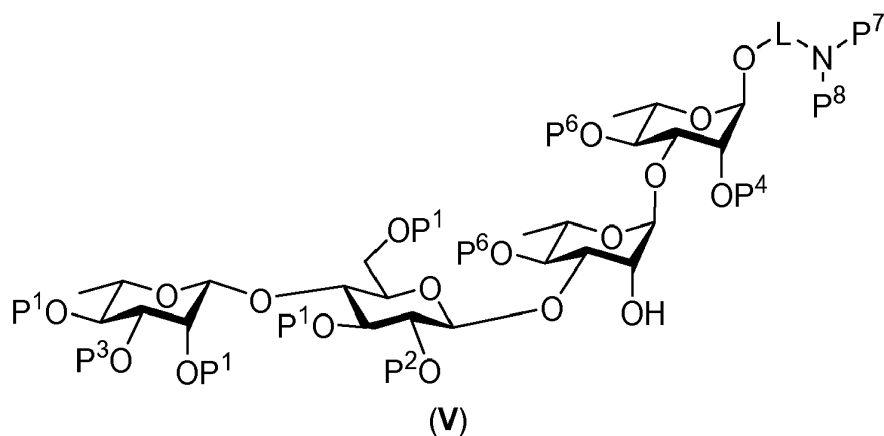


wherein P<sup>4</sup> - P<sup>8</sup> represent protecting groups and L has the meaning as defined in claim 1, to obtain a tetrasaccharide of general formula (IV)



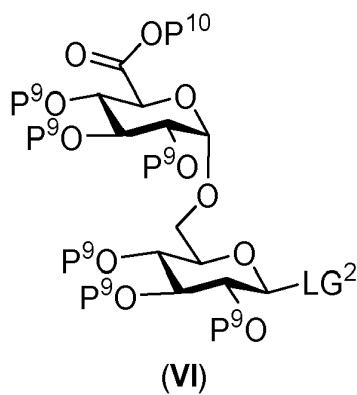
wherein  $P^1 - P^8$  represent protecting groups;  
and

B) subjecting the tetrasaccharide of general formula (IV) to selective deprotection to obtain a tetrasaccharide of general formula (V)

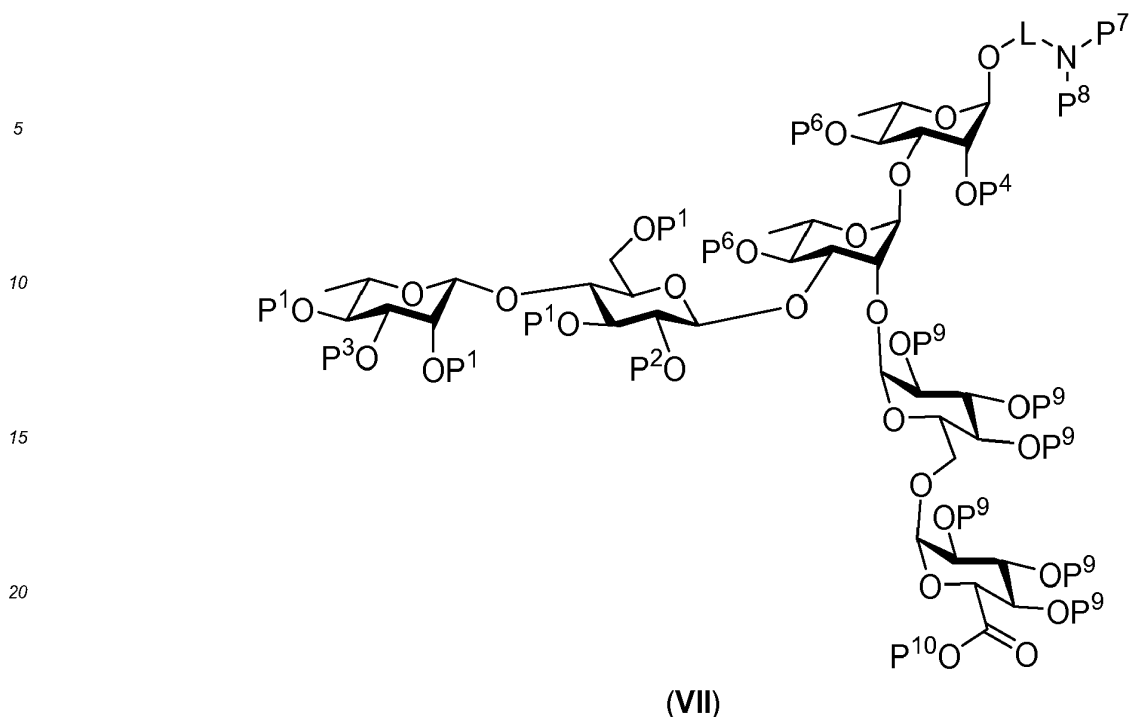


wherein  $P^1 - P^4$ ,  $P^6 - P^8$  represent protecting groups and L has the meaning defined in claim 1;  
and

C) reacting the tetrasaccharide of general formula (V) with a disaccharide of general formula (VI)



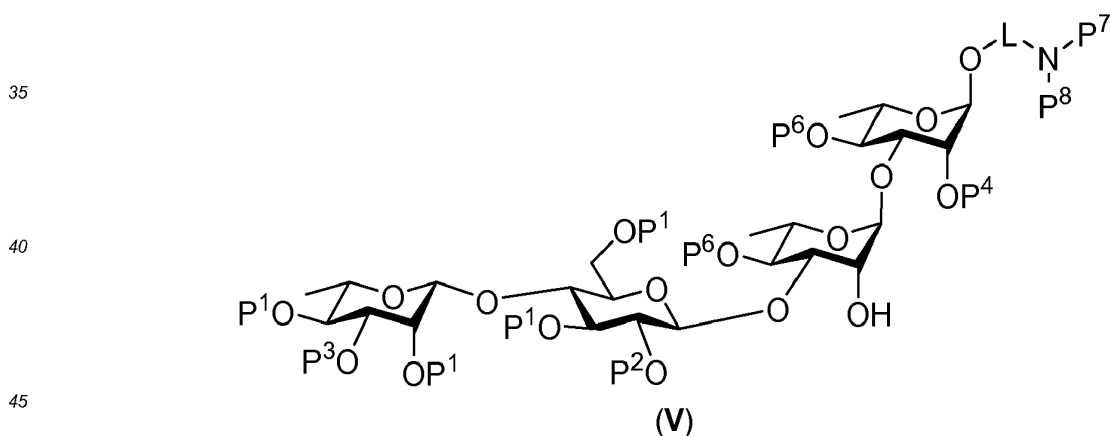
wherein  $P^9$  and  $P^{10}$  represent protecting groups and  $LG^2$  represents a leaving group to obtain a hexasaccharide of general formula (VII)



wherein P<sup>1</sup> - P<sup>4</sup>, P<sup>6</sup> - P<sup>10</sup> represent protecting groups and L has the meaning defined in claim 1;  
and

D) performing the removal of protecting groups P<sup>1</sup> - P<sup>4</sup>, P<sup>6</sup> - P<sup>10</sup> on the compound of general formula (VII).

**6.** An intermediate of general formula (V)



wherein P<sup>1</sup> - P<sup>4</sup>, P<sup>6</sup> - P<sup>8</sup> represent protecting groups and L has the meaning defined in claim 1.

7. The intermediate of general formula (V) according to claim 6, wherein P<sup>1</sup>, P<sup>6</sup> and P<sup>7</sup> represent a benzyl group, P<sup>2</sup>, P<sup>3</sup> and P<sup>4</sup> are independently of each other selected from benzoyl and acetyl group, and P<sup>8</sup> represents a benzyloxy carbonyl group.

8. A conjugate comprising a saccharide of general formula (I) according to any of the claims 1 - 4 covalently linked to an immunogenic carrier through the nitrogen atom of the -O-L-NH<sub>2</sub> group.

**9.** The conjugate according to claim 7 of general formula (X)

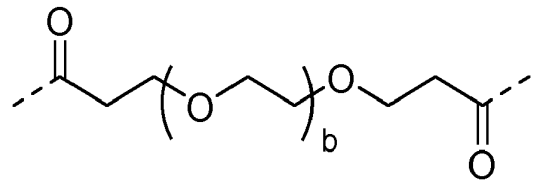




wherein m is comprised between about 2 and about 18;  
 -W- is selected from:



and



a represents an integer from 1 to 10;

b represents an integer from 1 to 4; and

$V^*$ ,  $U_{x+3}$ ,  $U_{x+2}$ ,  $U_{x+1}$ ,  $U_x$ , x and L have the meanings as defined in any one of the claims 1 - 4.

10. A saccharide according to any one of the claims 1 - 4 or a conjugate according to claim 8 or 9 for use in raising a protective immune response in a human and/or animal host.
11. A saccharide according to any one of the claims 1 - 4 or a conjugate according to claim 8 or 9 for use in the prevention and/or treatment of a disease caused by *Streptococcus pneumoniae* type 2.
12. A vaccine comprising the saccharide and/or the pharmaceutically acceptable salt thereof according to any of the claims 1 - 4 and/or the conjugate according to claim 8 or 9 together with at least one pharmaceutically acceptable adjuvant and/or excipient.
13. Vaccine composition according to claim 12, further comprising at least a capsular polysaccharide of *Streptococcus pneumoniae* and/or a fragment of a capsular polysaccharide of *Streptococcus pneumoniae* and/or a conjugate of a carrier protein and a capsular polysaccharide of *Streptococcus pneumoniae* or a fragment of a capsular polysaccharide of *Streptococcus pneumoniae*, wherein *Streptococcus pneumoniae* is selected from the group comprising *Streptococcus pneumoniae* type 1, 3, 4, 5, 6A, 6B, 7F, 8, 9N, 9V, 10A, 11 A, 12F, 14, 15B, 17F, 18C, 19F, 19A, 20, 22F, 23F and 33F.
14. A saccharide according to any one of the claims 1 - 4 for use as marker in immunological assays for detection of antibodies against *Streptococcus pneumoniae* type 2.
15. An antibody having specificity for at least one saccharide according to any one of the claims 1 - 4 or a fragment thereof.

Figure 1

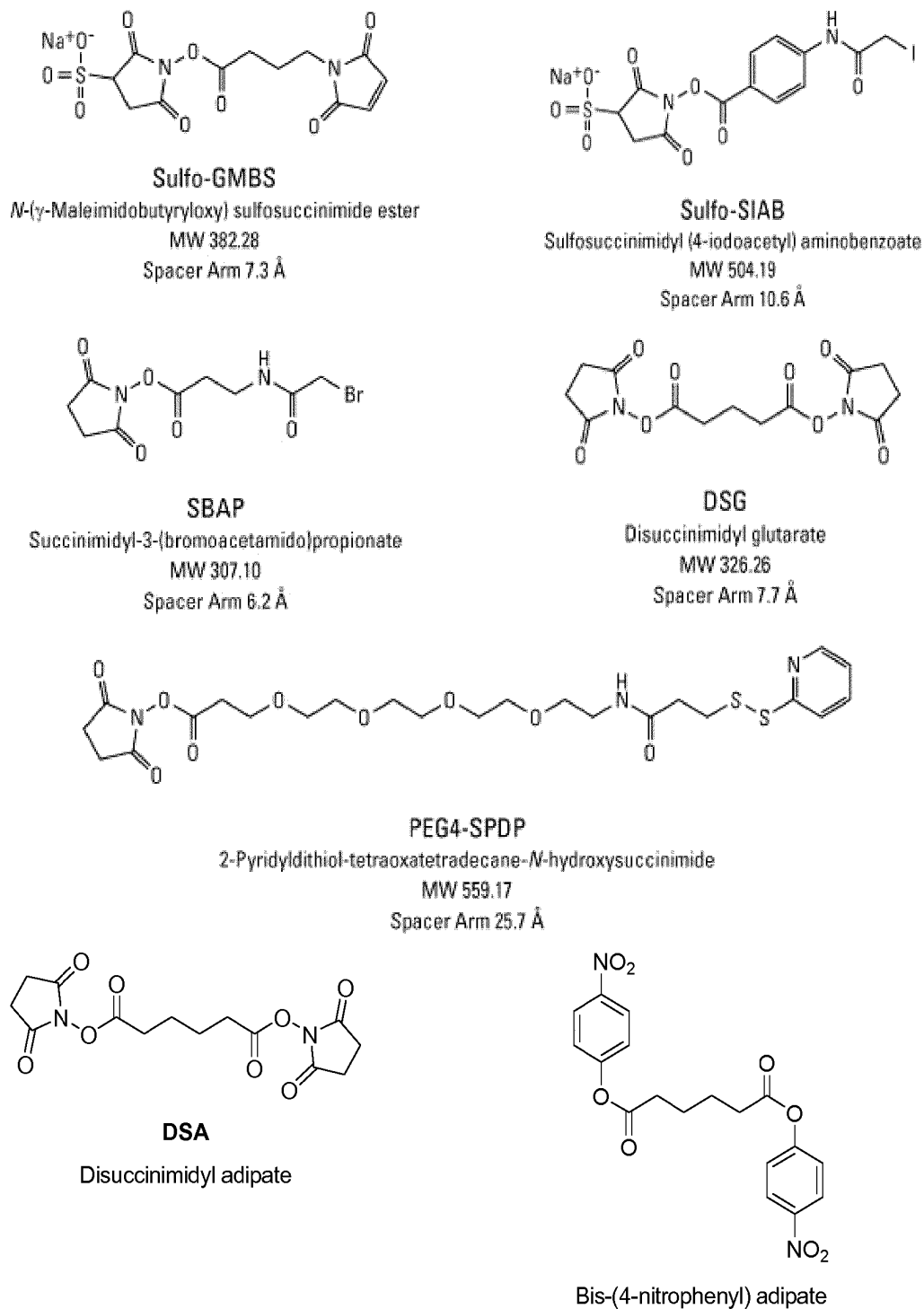


Figure 1 continued

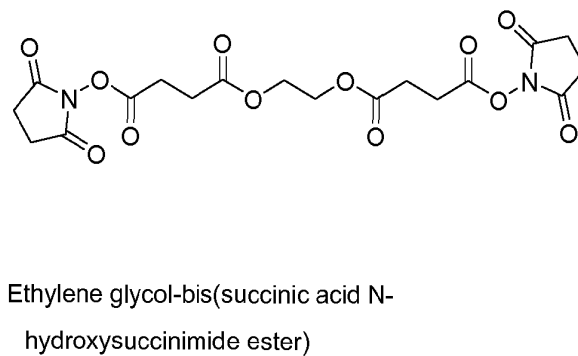
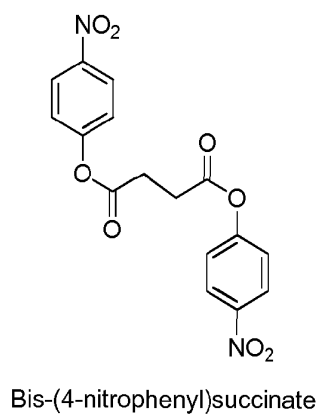


Figure 2

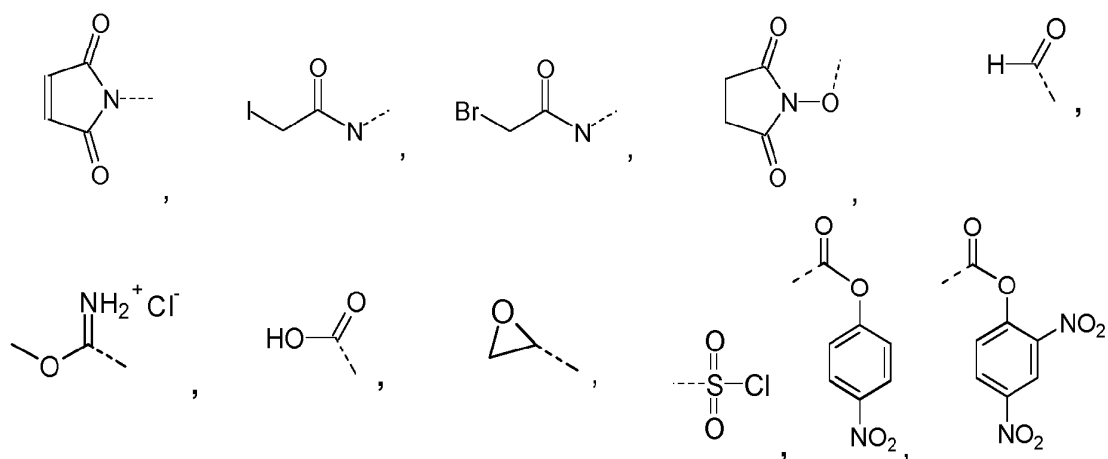


Figure 3

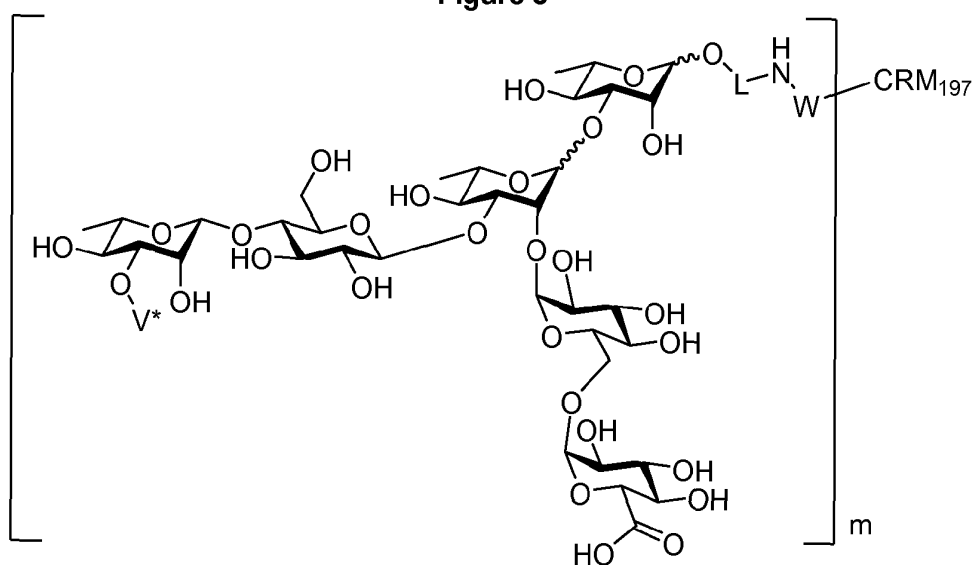


Figure 4

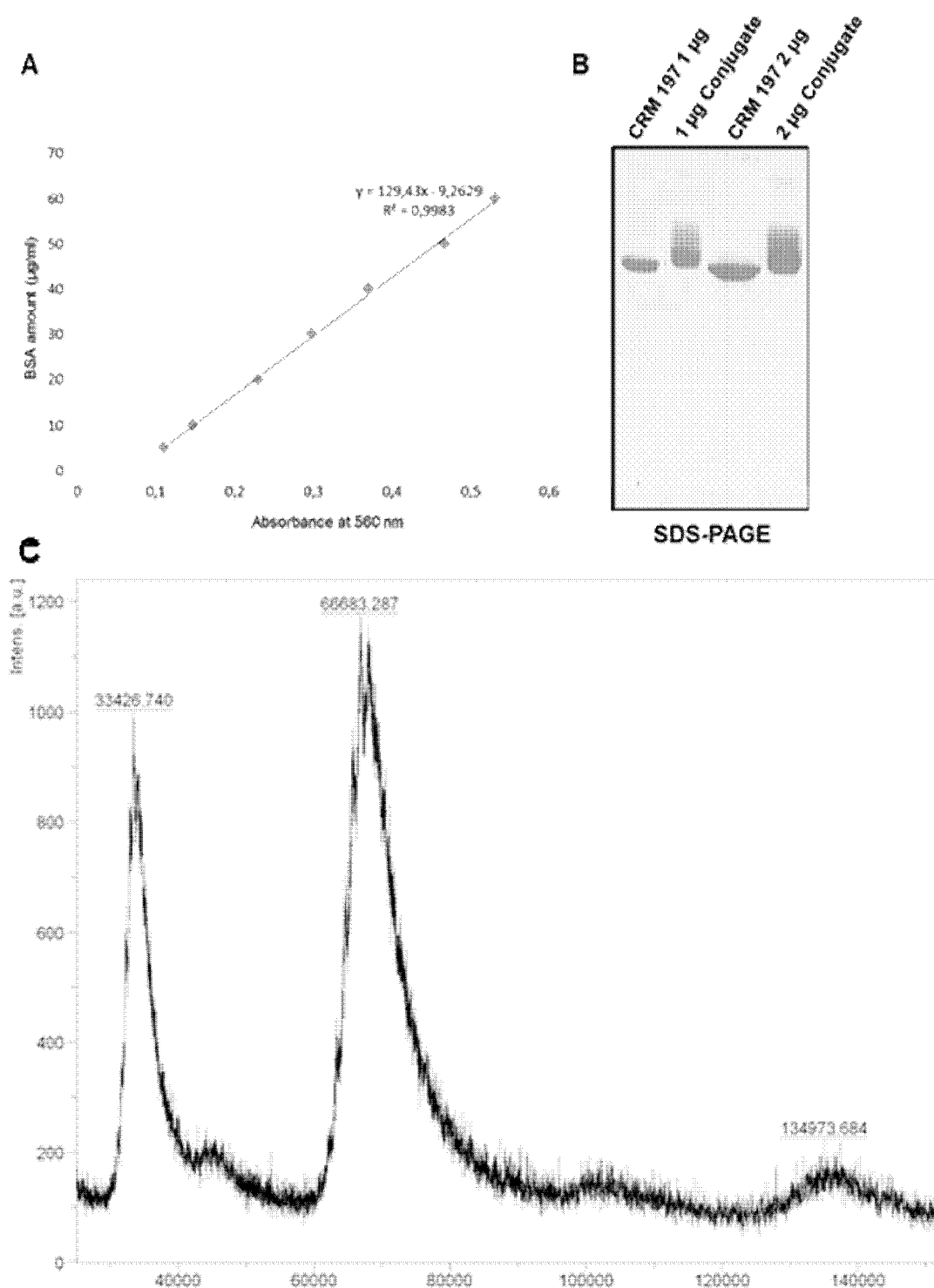


Figure 5

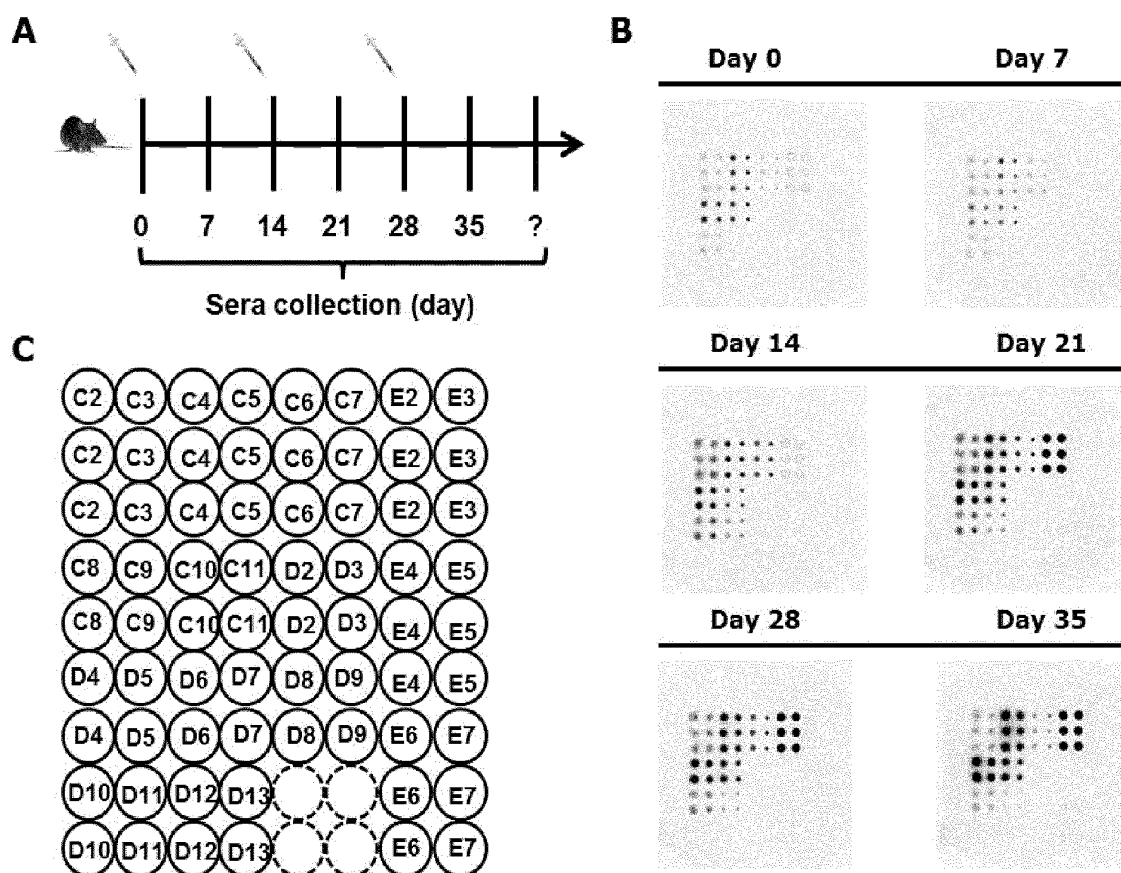


Figure 5 continued

**D**

<b>C2+C3</b>	290	Glc( $\beta$ 1-3)Rha( $\alpha$ 1-3)Rha( $\alpha$ 1-1)aminopentanol
<b>C4+C5</b>	296	GlcA( $\alpha$ 1-6)Glc( $\alpha$ 1-2)[Rha( $\beta$ 1-4)Glc( $\alpha$ 1-3)] Rha( $\alpha$ 1-3)Rha( $\alpha$ 1-1)aminopentanol
<b>C6+C7</b>	291	GlcA( $\alpha$ 1-6)Glc( $\alpha$ 1-2)Rha( $\alpha$ 1-3)Rha( $\alpha$ 1-1)aminopentanol
<b>C8+C9</b>	293	Rha( $\beta$ 1-4)Glc( $\beta$ 1-3)Rha( $\alpha$ 1-3)Rha( $\alpha$ 1-1)aminopentanol
<b>C10+C11</b>	294	Rha( $\beta$ 1-4)Glc( $\beta$ 1-1)aminopentanol
<b>D2+D3</b>	295	GlcA( $\alpha$ 1-6)Glc( $\alpha$ 1-1)aminopentanol
<b>D4+D5</b>	292	Rha( $\alpha$ 1-3)Rha( $\alpha$ 1-1)aminopentanol
<b>D6+D7</b>	167	Rha( $\alpha$ 1-1)aminopentanol
<b>D8+D9</b>	168	Rha( $\alpha$ 1-3)Glc( $\beta$ 1-1)aminopentanol
<b>D10+D11</b>	241	GlcA( $\alpha$ 1-3)Gal( $\alpha$ 1-1)aminopentanol
<b>D12+D13</b>	252	Rha( $\alpha$ 1-2)Rha( $\alpha$ 1-2)Rha( $\alpha$ 1-1)aminopentanol
<b>E2+E3</b>		SP2 native polysaccharide
<b>E4+E5</b>		SP19F native polysaccharide
<b>E6+E7</b>		Cell wall polysaccharide



## EUROPEAN SEARCH REPORT

Application Number  
EP 15 20 0729

5

10

15

20

25

30

35

40

45

50

55

DOCUMENTS CONSIDERED TO BE RELEVANT			
Category	Citation of document with indication, where appropriate, of relevant passages	Relevant to claim	CLASSIFICATION OF THE APPLICATION (IPC)
A	WO 2007/116028 A2 (GLAXOSMITHKLINE BIOLOG SA [BE]; BIEMANS RALPH LEON [BE]; DENOEL PHILIP) 18 October 2007 (2007-10-18) * page 9, line 24 * -----	1-15	INV. A61K39/00 A61K31/70 C07H15/04 C07K16/00
A	WO 2014/097099 A2 (PFIZER [US]) 26 June 2014 (2014-06-26) * the whole document * -----	1-15	
A	POZSGAY VINCE: "Recent developments in synthetic oligosaccharide-based bacterial vaccines", CURRENT TOPICS IN MEDICINAL CHEMISTRY, BENTHAM SCIENCE PUBLISHERS LTD, HILVERSUM; NL, vol. 8, no. 2, 1 January 2008 (2008-01-01) , pages 126-140, XP002552158, ISSN: 1568-0266, DOI: 10.2174/156802608783378864 * the whole document * -----	1-15	
A	JOOSTEN J A F ET AL: "Chemo-enzymatic synthesis of tetra-, penta-, and hexasaccharide fragments of the capsular polysaccharide of Streptococcus pneumoniae type 14", CARBOHYDRATE RESEARCH, PERGAMON, GB, vol. 338, no. 23, 14 November 2003 (2003-11-14), pages 2629-2651, XP004479533, ISSN: 0008-6215, DOI: 10.1016/S0008-6215(03)00292-1 * compound 48 * -----	1-15	TECHNICAL FIELDS SEARCHED (IPC) A61K C07H C07K
The present search report has been drawn up for all claims			
Place of search Munich		Date of completion of the search 31 May 2016	Examiner Zellner, Armin
CATEGORY OF CITED DOCUMENTS X : particularly relevant if taken alone Y : particularly relevant if combined with another document of the same category A : technological background O : non-written disclosure P : intermediate document T : theory or principle underlying the invention E : earlier patent document, but published on, or after the filing date D : document cited in the application L : document cited for other reasons & : member of the same patent family, corresponding document			

EPO FORM 1503 03.82 (P04C01)

**ANNEX TO THE EUROPEAN SEARCH REPORT  
ON EUROPEAN PATENT APPLICATION NO.**

EP 15 20 0729

5

This annex lists the patent family members relating to the patent documents cited in the above-mentioned European search report.  
The members are as contained in the European Patent Office EDP file on  
The European Patent Office is in no way liable for these particulars which are merely given for the purpose of information.

31-05-2016

10

15

20

25

30

35

40

45

50

55

Patent document cited in search report	Publication date	Patent family member(s)	Publication date
WO 2007116028 A2	18-10-2007	AU 2007235979 A1	18-10-2007
		CA 2648593 A1	18-10-2007
		CN 101460193 A	17-06-2009
		CN 103127499 A	05-06-2013
		EA 200801935 A1	28-04-2009
		EP 2004224 A2	24-12-2008
		EP 2392346 A1	07-12-2011
		JP 2009532439 A	10-09-2009
		JP 2014240395 A	25-12-2014
		US 2009162394 A1	25-06-2009
		US 2012189654 A1	26-07-2012
		WO 2007116028 A2	18-10-2007
-----			
WO 2014097099 A2	26-06-2014	AU 2013365873 A1	04-06-2015
		CA 2893343 A1	26-06-2014
		CN 104870463 A	26-08-2015
		EP 2935299 A2	28-10-2015
		JP 2016509081 A	24-03-2016
		KR 20150085070 A	22-07-2015
		US 2015328328 A1	19-11-2015
		WO 2014097099 A2	26-06-2014
-----			

EPO FORM P0459

For more details about this annex : see Official Journal of the European Patent Office, No. 12/82



## REFERENCES CITED IN THE DESCRIPTION

*This list of references cited by the applicant is for the reader's convenience only. It does not form part of the European patent document. Even though great care has been taken in compiling the references, errors or omissions cannot be excluded and the EPO disclaims all liability in this regard.*

## Non-patent literature cited in the description

- JAISWAL, N. et al. *PLOS ONE*, 2014 [0007]
- LE C. et al. Current Trend in Pneumococcal Serotype Distribution in Asia. *J Vaccines Vaccin*, 2011 [0007]
- *Proc. Natl Acad. Sci.*, 1998, vol. 95, 5690 [0104]
- Remington's Pharmaceutical Sciences. Mack Publishing Co, [0131]
- DHÉNIN S. G. Y. et al. *Org. Biomol. Chem.*, 2009, vol. 7, 5184 [0158]
- RAJPUT V. K. *J. Org. Chem.*, 2008, vol. 73, 6924 [0164]
- BOURKE J. *Org. Biomol. Chem.*, 2014, vol. 12, 1114 [0171]
- BUNDLE D. R. et al. *ACS Chem. Biol.*, 2012, vol. 7, 1754 [0173]
- Z. GUAN et al. *J. Org. Chem.*, 2012, vol. 77, 8888 [0184]