

---

# WHITENING BLACK-BOX NEURAL NETWORKS

**Seong Joon Oh, Max Augustin, Bernt Schiele, Mario Fritz**

Max-Planck Institute for Informatics, Saarland Informatics Campus, Saarbrücken, Germany  
 {joon,maxaug,schiele,mfritz}@mpi-inf.mpg.de

## ABSTRACT

Many deployed learned models are black boxes: given input, returns output. Internal information about the model, such as the architecture, optimisation procedure, or training data, is not disclosed explicitly as it might contain proprietary information or make the system more vulnerable. This work shows that such attributes of neural networks can be exposed from a sequence of queries. This has multiple implications. On the one hand, our work exposes the vulnerability of black-box neural networks to different types of attacks – we show that the revealed internal information helps generate more effective adversarial examples against the black box model. On the other hand, this technique can be used for better protection of private content from automatic recognition models using adversarial examples. Our paper suggests that it is actually hard to draw a line between white box and black box models.

## 1 INTRODUCTION

Black-box models take a sequence of query inputs, and return corresponding outputs, while keeping internal states such as model architecture hidden. They are deployed as black boxes usually on purpose – for protecting intellectual properties or privacy-sensitive training data. Our work aims at inferring information about the internals of black box models – ultimately turning them into white box models. Such a “whitening” of a black box model has many implications. On the one hand, it has legal implications to intellectual properties (IP) involving neural networks – internal information about the model architecture can be proprietary and a key IP, and the training data may be privacy sensitive. Disclosing hidden details may also render the model more susceptible to attacks from adversaries. On the other hand, gaining information about a black-box model can be useful in other scenarios. E.g. there has been work on utilising adversarial examples for protecting private regions (e.g. faces) in photographs from automatic recognisers (Oh et al., 2017). In such scenarios, gaining more knowledge on the recognisers will increase the chance of protecting one’s privacy. Either way, it is a crucial research topic to investigate the type and amount of information that can be gained from a black-box access to a model. We make a first step towards understanding the connection between white box and black box approaches – which were previously thought of as distinct classes.

We introduce the term “model attributes” to refer to various types of information about a trained neural network model. We group them into three types: (1) architecture (e.g. type of non-linear activation), (2) optimisation process (e.g. SGD or ADAM?), and (3) training data (e.g. which dataset?). We approach the problem as a standard supervised learning task *applied over models*. First, collect a diverse set of white-box models (“meta-training set”) that are expected to be similar to the target black box at least to a certain extend. Then, over the collected meta-training set, train another model (“metamodel”) that takes a model as input and returns the corresponding model attributes as output. Importantly, since we want to predict attributes at test time for black-box models, the only information available for attribute prediction is the query input-output pairs. As will see in the experiments, such input-output pairs allow to predict model attributes surprisingly well.

In summary, we contribute: (1) Investigation of the type and amount of internal information about the black-box model that can be extracted from querying; (2) Novel metamodel methods that not only reason over outputs from static query inputs, but also actively optimise query inputs that can extract more information; (3) Study of factors like size of the meta-training set, quantity and quality of queries, and mismatch between meta-training models and the black box model; (4) Empirical

verification that revealed information leads to greater susceptibility of a black-box model to an adversarial example based attack.

## 2 RELATED WORK

There has been a line of work on extracting and exploiting information from black-box learned models. We first describe papers on extracting information (*model extraction* and *membership inference* attacks), and then discuss ones on attacking the network using the extracted information (*adversarial image perturbations (AIP)*).

*Model extraction* attacks either reconstruct the exact model parameters or build an *avatar model* that maximises the likelihood of the query input-output pairs from the target model (Tramer et al., 2016; Papernot et al., 2017). Tramer et al. (2016) have shown the efficacy of equation solving attacks and the avatar method in retrieving internal parameters of non-neural network models. Papernot et al. (2017) have also used the avatar approach with the end goal of generating adversarial examples. While the avatar approach first assumes model hyperparameters like model family (architecture) and training data, we discriminatively train a metamodel to predict those hyperparameters themselves. As such, our approach is complementary to the avatar approach.

*Membership inference* attacks determine if a given data sample has been included in the training data (Ateniese et al., 2015; Shokri et al., 2017). In particular, Ateniese et al. (2015) also trains a decision tree metamodel over a set of classifiers trained on different datasets. This work goes far beyond only inferring the training data by showing that even the model architecture and optimisation process can be inferred.

Using the obtained cues, one can launch more effective, focused attacks on the black box. We use *adversarial image perturbations (AIPs)* as an example of such attack. AIPs are small perturbations over the input such that the network is misled. Research on this topic has flourished recently after it was shown that the needed amount of perturbation to completely mislead an image classifier is nearly invisible (Szegedy et al., 2014; Goodfellow et al., 2015; Moosavi-Dezfooli et al., 2017).

Most effective AIPs require gradients of the target network. Some papers proposed different ways to attack black boxes. They can be grouped into three approaches. (1) Approximate gradients by *numerical gradients* (Narodytska & Kasiviswanathan, 2017; Chen et al., 2017). The caveat is that thousands and millions of queries are needed to compute a single AIP, depending on the image size. (2) Use the *avatar approach* to train a white box network that is supposedly similar to the target (Papernot et al., 2016b;a; Hayes & Danezis, 2017). We note again that our metamodel is complementary to the avatar approach – the avatar network hyperparameters can be determined by the metamodel. (3) Exploit *transferability* of adversarial examples; it has been shown that AIPs generated against one network can also fool other networks (Moosavi-Dezfooli et al., 2017; Liu et al., 2017). Liu et al. (2017) in particular have shown that generating AIPs against an ensemble of networks make it more transferable. We show in this work that the AIPs transfer better within an architecture family (e.g. ResNet or DenseNet) than across, and that such a property can be exploited by our metamodel for generating more targeted AIPs.

## 3 METAMODELS

We want to find out the type and amount of internal information about a black-box model that can be revealed from a sequence of queries. We approach this by first building metamodels for predicting model attributes, and then evaluating their performance on black-box models. Our main approach, metamodel, is described in figure 1. In a nutshell, the metamodel is a classifier of classifiers. Specifically, The metamodel submits  $n$  query inputs  $[x^i]_{i=1}^n$  to a black box model  $f$ ; the metamodel takes corresponding model outputs  $[f(x^i)]_{i=1}^n$  as an input, and returns predicted model attributes as output. As we will describe in detail, the metamodel not only learns to infer model attributes from query outputs from a static set of inputs, but also searches for query inputs that are designed to extract greater amount of information from models.

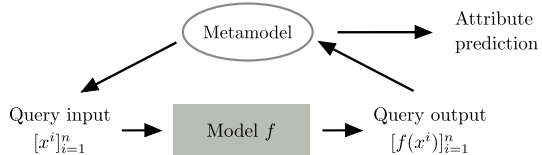


Figure 1: Overview of our approach.

In this section, our main methods are introduced in the context of MNIST digit classifiers. While MNIST classifiers are not fully representative of *any* learned model, they have a computational edge: it takes only five minutes to train each of them with reasonable performance. We could thus prepare a diverse set of 11k MNIST classifiers within 40 GPU days for the meta-training and evaluation of our metamodels. We stress, however, that the proposed approach is generic with respect to the task, data, and the type of models. We also focus on 12 model attributes (table 1) that cover hyperparameters for common neural network MNIST classifiers, but again the range of predictable attributes are not confined to this list.

### 3.1 COLLECTING A DATASET OF CLASSIFIERS

We need a dataset of classifiers to train and evaluate metamodels. We explain how MNIST-NETS has been constructed, a dataset of 11k MNIST digit classifiers; the procedure is task and data generic.

#### BASE NETWORK SKELETON

Every model in MNIST-NETS shares the same convnet skeleton architecture: “ $N$  conv blocks  $\rightarrow M$  fc blocks  $\rightarrow 1$  linear classifier”. Each conv block has the following structure: “ $k_s \times k_s$  convolution  $\rightarrow$  optional  $2 \times 2$  max-pooling  $\rightarrow$  non-linear activation”, where  $k_s$  (kernel size) and the activation type are to be chosen. Each fc block has the structure: “linear mapping  $\rightarrow$  non-linear activation  $\rightarrow$  optional dropout” This convnet structure already covers many LeNet (LeCun et al., 1998) variants, one of the best performing architectures on MNIST (mni).

#### INCREASING DIVERSITY

In order to learn generalisable features, the metamodel needs to be trained over a diverse set of models. The base architecture described above already has several free parameters like the number of layers ( $N$  and  $M$ ), the existence of dropout or max-pooling layers, or the type of non-linear activation.

Apart from the architectural hyperparameters, we increase diversity along two more axes – optimisation process and the training data. Along the optimisation axis, we vary optimisation algorithm (SGD, ADAM, or RMSprop) and the training batch size (64, 128, 256). We also consider training MNIST classifiers on either on the entire MNIST training set (All<sub>0</sub>, 60k), one of the two disjoint halves (Half<sub>0/1</sub>, 30k), or one of the four disjoint quarters (Quarter<sub>0/1/2/3</sub>, 15k).

See table 1 for the comprehensive list of 12 model attributes altered in MNIST-NETS. The number of trainable parameters (#par) and the training data size (size) are not directly controlled but derived from the other attributes. We also augment MNIST-NETS with ensembles of classifiers (ens), whose procedure will be described later.

#### SAMPLING AND TRAINING

The number of all possible combinations of controllable options in table 1 is 18,144. We also select random seeds that control the initialisation and training data shuffling from  $\{0, \dots, 999\}$ , resulting in 18,144,000 unique models. Training such a large number of models is intractable; we have sampled (without replacement) and trained 10,000 of them. All the models have been trained with learning rate 0.1 and momentum 0.5 for 100 epochs. It takes around 5 minutes to train each model on a GPU machine (GeForce GTX TITAN); training of 10k classifiers has taken 40 GPU days.

Table 1: MNIST classifier attributes. *Italicised* attributes are derived from other attributes.

	Code	Attribute	Values
Architecture	act	Activation	ReLU, PReLU, ELU, Tanh
	drop	Dropout	Yes, No
	pool	Max pooling	Yes, No
	ks	Conv ker. size	3, 5
	#conv	#Conv layers	2, 3, 4
	#fc	#FC layers	2, 3, 4
	#par	#Parameters	$2^{14}, \dots, 2^{21}$
Opt.	ens	Ensemble	Yes, No
	alg	Algorithm	SGD, ADAM, RMSprop
Data	bs	Batch size	64, 128, 256
	split	Data split	All <sub>0</sub> , Half <sub>0/1</sub> , Quarter <sub>0/1/2/3</sub>
	size	Data size	All, Half, Quarter

In order to make sure that MNIST-NETS realistically represents commonly used MNIST classifiers, we have pruned low-performance classifiers (validation accuracy < 98%), resulting in 8,582 classifiers. Ensembles of trained classifiers have been constructed by grouping the identical classifiers (modulo random seed). Given  $t$  identical ones, we have augmented MNIST-NETS with  $2, \dots, t$  combinations. The ensemble augmentation has resulted in 11,282 final models. See appendix table 6 for statistics of attributes – due to large sample size all the attributes are evenly covered.

TRAIN-EVAL SPLITS

Attribute prediction can get arbitrarily easy by including the black-box model (or similar ones) in the meta-training set. We introduce multiple splits of MNIST-NETS with varying requirements on generalization. Unless stated otherwise, every split has 5,000 training (meta-training), 1,000 testing (black box), and 5,282 leftover models.

The Random (R) split randomly (uniform weights) assigns training and test splits, respectively. Under R split, the training and test models come from the same distribution. We introduce harder Extrapolation (E) splits. We separate a few attributes between the training and test splits. They are designed to simulate more difficult domain gaps when the meta-training models are significantly different from the black box. Specific examples of E splits will be shown in §4.

3.2 METAMODEL METHODS

The metamodel predicts the attribute of a black-box model  $f$  by submitting  $n$  query inputs and observing the outputs. It is trained over a meta-training set (training split). We propose three approaches for the metamodels – we collectively name them *kennen*<sup>1</sup>. See figure 2 for an overview.

KENNEN-O: REASON OVER OUTPUT

*kennen-o* first selects a fixed set of queries  $[x^i]_{i=1 \dots n}$  from a dataset. Both during training and testing, always these queries are submitted. *kennen-o* learns a classifier  $m_\theta$  to map from the order-sensitive concatenated  $n$  query outputs,  $[f(x^i)]_{i=1 \dots n}$  ( $n \times 10$  dim for MNIST), to the simultaneous prediction of 12 attributes in  $f$ . The training objective is:

$$\min_{\theta} \mathbb{E}_{f \sim \mathcal{F}} \left[ \sum_{a=1}^{12} \mathcal{L} (m_\theta^a ([f(x^i)]_{i=1}^n), y^a) \right] \tag{1}$$

where  $\mathcal{F}$  is the distribution of meta-training models,  $y^a$  is the ground truth label of attribute  $a$ , and  $\mathcal{L}$  is the cross-entropy loss.

In our experiments, we model the classifier  $m_\theta$  via multilayer perceptron (MLP) with two hidden layers with 50 hidden units. The last layer consists of 12 parallel linear layers for a simultaneous prediction of attributes. In our preliminary experiments, MLP has performed better than linear classifiers. The optimisation problem in equation 1 is solved via SGD by approximating the expectation over  $f \sim \mathcal{F}$  by an empirical sum over the training split classifiers for 200 epochs.

Note that *kennen-o* can be applied to any type of model (e.g. non-neural networks) with any output structure, as long as the output can be embedded in an Euclidean space. We will show that this method can effectively extract information from  $f$  even if the output is a single label, encoded via one-hot vectors.

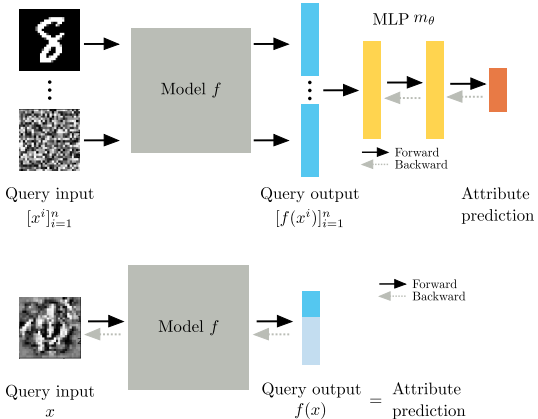


Figure 2: Metamodels *kennen-o* (top) and *kennen-i* (bottom).

<sup>1</sup>*kennen* means “to know” in German, and “to dig out” in Korean.

---

#### KENNEN-I: CRAFT INPUT

kennen-i crafts a *single* query input that can repurpose a black box  $f$  into a model attribute classifier for a *single* attribute  $a$ . For example, kennen-i for max-pooling layer prediction crafts an input  $x$  that is predicted as “1” for MNIST digit classifiers with max-pooling layers and “0” for ones without. See figure 3 for visual examples. The training objective is:

$$\min_{x: \text{image}} \mathbb{E}_{f \sim \mathcal{F}} [\mathcal{L}(f(x)), y^a] \quad (2)$$

where the condition “ $x$  : image” ensures the input stays a valid image  $x \in [0, 1]^D$  with image dimension  $D$ . We use SGD as for kennen-o for 200 epochs. For each iteration we project  $x$  back to  $[0, 1]^D$  to enforce the constraint. We initialise  $x$  with a random sample from the MNIST validation set (random noise or uniform gray intilisation gives similar performances).

Unlike kennen-o, kennen-i submits unnatural images to the system, and so may easily be detected. kennen-o is more realistic when the exploration needs to be stealthy. Also unlike kennen-o, kennen-i requires end-to-end differentiability of  $f$ .




Figure 3: kennen-i crafted inputs and their performances. E.g. with 94.8% chance a black box will predict the middle image as “1” if it has max-pooling layers; “0” otherwise.

#### KENNEN-IO: COMBINED APPROACH

In order for kennen-i to optimise *multiple* different query inputs, simply re-purposing a classifier is not enough – there must be some form of reasoning over their outputs to diversify the input patterns. Our final method kennen-io performs kennen-o on top of the output from kennen-i crafted query inputs. The optimisation problem is as follows:

$$\min_{[x^i]_{i=1}^n: \text{images}} \min_{\theta} \mathbb{E}_{f \sim \mathcal{F}} \left[ \sum_{a=1}^{12} \mathcal{L}(m_{\theta}^a([f(x^i)]_{i=1}^n), y^a) \right]. \quad (3)$$

To improve stability against covariate shift, we initialise  $m_{\theta}$  with kennen-o for 200 epochs. Afterwards, gradient updates of  $[x^i]_{i=1}^n$  and  $\theta$  alternate every 50 epochs.

## 4 WHITENING BLACK-BOX MNIST DIGIT CLASSIFIERS

We have introduced a procedure for constructing a dataset of classifiers (MNIST-NETS) as well as novel metamodels (kennen variants) that learn to extract information from black-box classifiers. In this section, we evaluate the ability of kennen to extract information from black-box MNIST digit classifiers. We measure the *class-balanced* attribute prediction accuracy for each attribute  $a$  in the list of 12 attributes in table 1.

#### ATTRIBUTE PREDICTION

See table 2 for the main results of our metamodels, kennen-o, kennen-i, and kennen-io on the Random split. Unless stated otherwise, the metamodel is trained with 5,000 training split classifiers. Given  $n = 100$  queries with probability output, kennen-o already performs far above the random chance in predicting 12 diverse attributes (73.4% versus 34.9% on average); neural network output indeed contains rich information about the black box. In particular, the presence of dropout (94.6%) or max-pooling (94.9%) has been predicted with high precision. It is surprising that optimisation details like optimisation algorithm (71.8%) and training batch size (50.4%) can also be predicted well above the random chance (33.3% for both).

#### COMPARING METHODS KENNEN-O, KENNEN-I, AND KENNEN-IO

Table 2 shows the comparison of kennen-o, kennen-i, and kennen-io. kennen-i has a relatively low performance (average 52.7%), but kennen-i relies on a cheap resource: 1 query

Table 2: Comparison of metamodel methods. See table 1 for the full names of attributes. 100 queries are used for every method below, except for `kennen-i` which uses a single query.

Method	Output	architecture								optim		data		avg
		act	drop	pool	ks	#conv	#fc	#par	ens	alg	bs	size	split	
Chance	-	25.0	50.0	50.0	50.0	33.3	33.3	12.5	50.0	33.3	33.3	33.3	14.3	34.9
<code>kennen-o</code>	score	80.6	94.6	94.9	84.6	67.1	77.3	41.7	54.0	71.8	50.4	73.8	90.0	73.4
<code>kennen-o</code>	ranking	63.7	93.8	90.8	80.0	63.0	73.7	44.1	<b>62.4</b>	65.3	47.0	66.2	86.6	69.7
<code>kennen-o</code>	1 label	48.6	80.0	73.6	64.0	48.9	63.1	28.7	52.8	53.6	41.9	45.9	51.4	54.4
<code>kennen-i</code>	1 label	43.5	77.0	94.8	88.5	54.5	41.0	32.3	46.5	45.7	37.0	42.6	29.3	52.7
<code>kennen-io</code>	score	<b>88.4</b>	<b>95.8</b>	<b>99.5</b>	<b>97.7</b>	<b>80.3</b>	<b>80.2</b>	<b>45.2</b>	60.2	<b>79.3</b>	<b>54.3</b>	<b>84.8</b>	<b>95.6</b>	<b>80.1</b>

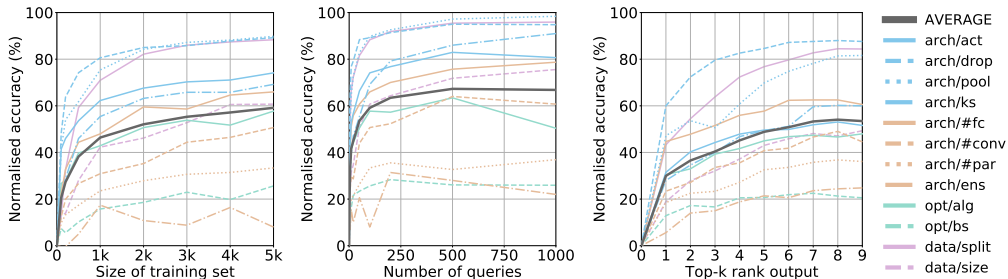


Figure 4: `kennen-o` performance of against the size of meta-training set (left), number of queries (middle), and quality of queries (right). Unless stated otherwise, we use 100 probability outputs and 5k models to train `kennen-o`. Each curve is linearly scaled such that random chance (0 training data, 0 query, or top-0) performs 0%, and the perfect predictor performs 100%.

with single-label output. `kennen-i` is also performant at predicting the kernel size (88.5%) and pooling (94.8%), attributes that are closely linked to spatial structure of the input. `kennen-io` is superior to `kennen-o` and `kennen-i` for all the attributes with average accuracy 80.1%.

#### 4.1 FACTOR ANALYSIS

##### NUMBER OF TRAINING MODELS

We have trained `kennen-o` with different number of the meta-training classifiers, ranging from 100 to 5,000. See figure 4 (left) for the trend. We observe a diminishing return, but also that the performance has not saturated – collecting larger meta-training set will improve the performance.

##### NUMBER OF QUERIES

See figure 4 (middle) for the `kennen-o` performance against the number of queries with probability output. The average performance saturates after  $\sim 500$  queries. On the other hand, with only  $\sim 100$  queries, we already retrieve ample information about the neural network.

##### QUALITY OF OUTPUT

Many black-box models return top- $k$  ranking output (e.g. Facebook face recogniser), or single-label output (i.e. top-1 ranking). We represent top- $k$  ranking outputs by assigning exponentially decaying probabilities up to  $k$  digits and a small probability  $\epsilon$  to the remaining.

See table 2 for the `kennen-o` performance comparison among 100 probability, top-10 ranking, and single label (i.e. top-1) outputs, with average accuracies 73.4%, 69.7%, and 54.4%, respectively. While performance drops with coarser outputs, when compared to random chance (34.9%), 100 single-label query outputs already leak a great amount of information about the black box. Figure 4 (right) shows the interpolation from top-1 to top-10 (i.e. top-9) ranking. We observe a diminishing return as  $k$  increases.

## 4.2 WHAT IF THE BLACK-BOX IS QUITE DIFFERENT FROM META-TRAINING MODELS?

So far we have seen results on the Random (R) split. In realistic scenarios, the meta-training model distribution may not be fully covering possible black box models. We show how damaging such a scenario is through Extrapolation (E) split experiments.

Results are presented in table 3. E-split results are presented along three axes, architecture, optimisation, and data with different splitting criteria. For example, “E-#conv-#fc” row presents results when metamodel is trained on shallower nets (2 or 3 conv/fc layers each) compared to the test black box model (4 conv and fc layers each). We report *relative average accuracies* (R.Acc) – average accuracies linearly scaled such that R-split gives 100% and random chance gives 0%. The splitting attributes are excluded from the averaging; e.g. “E-#conv-#fc” result excludes #conv and #fc accuracies.

Not surprisingly, E-split performances are lower than R-split ones (R.Acc < 100%); it is advisable to cover all the black-box attributes during meta-training. Nonetheless, E-split performances are still far above the chance level (R.Acc > 70% >> 0%); failing to cover a few attributes during meta-training is not too damaging.

## 4.3 DISCUSSION

We have verified through our novel `kennen` metamodels that black-box access to a neural network exposes much internal information. We have shown that only 100 single-label outputs already “whitens” black boxes to a great deal. When the black-box classifier is quite different from the meta-training classifiers, the performance of our best metamodel – `kennen-io` – decreases; however, the prediction accuracy for black box internal information is still surprisingly high.

## 5 WHITENING AND ATTACKING IMAGENET CLASSIFIERS

While MNIST experiments are computationally cheap and a massive number of controlled experiments is possible, we provide additional ImageNet experiments for practical implications on realistic image classifiers. In this section, we use `kennen-o` introduced in §3 to predict a single attribute of black-box ImageNet classifiers – the architecture family (e.g. ResNet or VGG?). In this section, we go a step further to use the extracted information to attack black boxes with adversarial examples.

### 5.1 DATASET OF IMAGENET CLASSIFIERS

It is computationally prohibitive to train  $O(10k)$  ImageNet classifiers from scratch as in the previous section. We have resorted to 19 PyTorch (pyt) pretrained ImageNet classifiers. The 19 classifiers come from five families: Squeezenet, VGG, VGG-BatchNorm, ResNet, and DenseNet, each with 2, 4, 4, 5, and 4 variants, respectively (Iandola et al., 2016; Simonyan & Zisserman, 2015; He et al., 2016; Huang et al., 2017).

### 5.2 CLASSIFIER FAMILY PREDICTION

We predict the classifier family (S, V, B, R, D) from the black-box query output, using the method `kennen-o`, with the same MLP architecture (§3). `kennen-i` and `kennen-io` have not been used for computational reasons, but can also be used in principle. We conduct 10 cross validations (random sampling of single test network from each family) for evaluation. We also perform 10 random sampling of the queries from ImageNet validation set. In total 100 random tries are averaged.

Results: compared to the random chance (20.0%), 100 queries result in high `kennen-o` performance (90.4%). With 1,000 queries, the prediction performance is even 94.8%.

Table 3: `kennen-io` average relative accuracies on R and E splits. E-*attr* means *attr* is separated across the splits according to split criteria in “Train” and “Test”. E-*attr1-attr2* rows show split criteria for *attr2*; they inherit *attr1* criteria from the previous row (E-*attr1*).

Split	Train	Test	R.Acc
R	-	-	100
E-#conv	2,3	4	92.1
E-#conv-#fc	2,3	4	80.7
E- <i>alg</i>	SGD,ADAM	RMSprop	88.5
E- <i>alg-bs</i>	64,128	256	70.1
E- <i>size</i>	Quarter	Half,All	86.9
Chance	-	-	0.0

### 5.3 ATTACKING IMAGENET CLASSIFIERS

In this section we attack ImageNet classifiers with adversarial image perturbations (AIPs). We show that the knowledge about the black box architecture family makes the attack more effective.

#### ADVERSARIAL IMAGE PERTURBATION (AIP)

AIPs are carefully crafted additive perturbations on the input image for the purpose of misleading the target model to predict wrong labels (Goodfellow et al., 2015). Among variants of AIPs, we use efficient and robust GAMAN (Oh et al., 2017). See appendix figure 6 for examples of AIPs; the perturbation is nearly invisible.

#### TRANSFERABILITY OF AIPs

Typical AIP algorithms require gradients from the target network, which is not available for a black box. Mainly three approaches for generating AIPs against black boxes have been proposed: (1) numerical gradient, (2) avatar network, or (3) transferability. We show that our metamodel strengthens the transferability based attack.

We hypothesize and empirically show that AIPs transfer better within the architecture family than across. Using this property, we first predict the family of the black box (e.g. ResNet), and then generate AIPs against a few instances in the family (e.g. ResNet101, ResNet152). The generation of AIPs against multiple targets has been proposed by Liu et al. (2017), but we are the first to systematically show that AIPs generalise better within a family when they are generated against multiple instances from the same family.

We first verify our hypothesis that AIPs transfer better within a family. Within-family: we do a leave-one-out cross validation – generate AIPs using all but one instances of the family and test on the holdout. Not using the exact test black box, this gives a lower bound on the within-family performance. Across-family: still leave out one random instance from the generating family to match the generating set size with the within-family cases. We also include the use-all case (Ens): generate AIPs with one network from *each* family.

See table 4 for the results. We report the *misclassification rate*, defined as 100–top-1 accuracy, on 100 random ImageNet validation images. We observe that the within-family performances dominate the across-family ones (diagonal entries versus the others in each row); if the target black box family is identified, one can generate more effective AIPs. Finally, trying to target all network (“Ens”) is not as effective as focusing resources (diagonal entries).

Table 4: Transferability of adversarial examples within and across families. We report *misclassification rates*.

Gen	Target family				
	S	V	B	R	D
Clean	38	32	28	30	29
S	64	49	45	39	35
V	62	96	96	57	52
B	50	85	95	47	44
R	64	72	78	87	77
D	58	63	70	76	90
Ens	70	93	93	75	80

#### METAMODEL ENABLES MORE EFFECTIVE ATTACKS

We empirically show that the whitening enables more effective attacks. We consider multiple scenarios. “White box” means the target model is fully known, and the AIP is generated specifically for this model. “Black box” means the exact target is unknown, but we make a distinction when the family is known (“Family black box”).

See table 5 for the misclassification rates (MC) in different scenarios. When the target is fully specified (white box), MC is 100%. When neither the exact target nor the family is known, AIPs are generated against multiple families (82.2%). When the whitening takes place, and AIPs are generated over the predicted family, attacks become more effective (85.7%). We almost reach the family-oracle case (86.2%).

Table 5: Black-box ImageNet classifier misclassification rates (MC) for different approaches.

Scenario	Generating nets	MC(%)
White box	Single white box	100.0
Family black box	GT family	86.2
<b>Black box whitened</b>	<b>Predicted family</b>	<b>85.7</b>
Black box	Multiple families	82.2



---

## 5.4 DISCUSSION

Our metamodel can predict architecture families for ImageNet classifiers with high accuracy. We additionally show that such whitening enables more focused attack on black-boxes.

## 6 CONCLUSION

We have presented first results on the inference of diverse neural network attributes from a sequence of input-output queries. Our novel metamodel methods, `kennen`, can successfully predict attributes related not only to the architecture but also to training hyperparameters (optimisation algorithm and dataset) even in difficult scenarios (e.g. single-label output, or a distribution gap between the meta-training models and the target black box). We have additionally shown in ImageNet experiments that the “whitening” of a black box makes it more vulnerable to adversarial examples.

### ACKNOWLEDGMENTS

This research was supported by the German Research Foundation (DFG CRC 1223).

### REFERENCES

- Mnist benchmark. <http://yann.lecun.com/exdb/mnist/>.
- Pytorch. <https://github.com/pytorch>.
- Giuseppe Ateniese, Giovanni Felici, Liugi V. Mancini, Angelo Spognardi, Antonio Villani, and Domenico Vitali. Hacking smart machines with smarter ones: How to extract meaningful data from machine learning classifiers. In *IJSN*, 2015.
- Pin-Yu Chen, Huan Zhang, Yash Sharma, Jinfeng Yi, and Cho-Jui Hsieh. Zoo: Zeroth order optimization based black-box attacks to deep neural networks without training substitute models. In *ACMCCS-W*, 2017.
- Ian J Goodfellow, Jonathon Shlens, and Christian Szegedy. Explaining and harnessing adversarial examples. In *ICLR*, 2015.
- Jamie Hayes and George Danezis. Machine learning as an adversarial service: Learning black-box adversarial examples. 2017.
- Kaiming He, Xiangyu Zhang, Shaoqing Ren, and Jian Sun. Deep residual learning for image recognition. In *CVPR*, 2016.
- Gao Huang, Zhuang Liu, Laurens van der Maaten, and Kilian Q Weinberger. Densely connected convolutional networks. In *Proceedings of the IEEE Conference on Computer Vision and Pattern Recognition*, 2017.
- Forrest N. Iandola, Song Han, Matthew W. Moskewicz, Khalid Ashraf, William J. Dally, and Kurt Keutzer. Squeezenet: Alexnet-level accuracy with 50x fewer parameters and <0.5mb model size. *arXiv*, 2016.
- Yann LeCun, Léon Bottou, Yoshua Bengio, and Patrick Haffner. Gradient-based learning applied to document recognition. *Proceedings of the IEEE*, 1998.
- Yanpei Liu, Xinyun Chen, Chang Liu, and Dawn Song. Delving into transferable adversarial examples and black-box attacks. In *ICLR*, 2017.
- Seyed-Mohsen Moosavi-Dezfooli, Alhussein Fawzi, Omar Fawzi, and Pascal Frossard. Universal adversarial perturbations. In *CVPR*, 2017.
- Nina Narodytska and Shiva Prasad Kasiviswanathan. Simple black-box adversarial perturbations for deep networks. In *CVPRW*, 2017.

- 
- S. J. Oh, Mario Fritz, and Bernt Schiele. Adversarial image perturbation for privacy protection a game theory perspective. In *ICCV*, 2017.
- Nicolas Papernot, Patrick McDaniel, and Ian Goodfellow. Transferability in machine learning: from phenomena to black-box attacks using adversarial samples. *arXiv*, 2016a.
- Nicolas Papernot, Patrick McDaniel, Ian Goodfellow, Somesh Jha, Z. Berkay Celik, and Ananthram Swami. Practical black-box attacks against deep learning systems using adversarial examples. 2016b.
- Nicolas Papernot, Patrick McDaniel, Ian Goodfellow, Somesh Jha, Z Berkay Celik, and Ananthram Swami. Practical black-box attacks against deep learning systems using adversarial examples. In *ASIACCS*, 2017.
- Reza Shokri, Marco Stronati, Congzheng Song, and Vitaly Shmatikov. Membership inference attacks against machine learning models. In *SP*, 2017.
- K. Simonyan and A. Zisserman. Very deep convolutional networks for large-scale image recognition. In *ICLR*, 2015.
- Christian Szegedy, Wojciech Zaremba, Ilya Sutskever, Joan Bruna, Dumitru Erhan, Ian Goodfellow, and Rob Fergus. Intriguing properties of neural networks. In *ICLR*, 2014.
- Florian Tramèr, Fan Zhang, Ari Juels, Michael K. Reiter, and Thomas Ristenpart. Stealing machine learning models via prediction apis. In *USENIX*, 2016.

## APPENDIX

### A MNIST-NETS STATISTICS

We show the statistics of MNIST-NETS, our dataset of MNIST classifiers, in table 6.

### B MORE KENNEN-IO RESULTS

We complement the `kennen-o` results in the main paper (figure 4) with `kennen-io` results. See figure 5. Similarly for `kennen-o`, `kennen-io` shows a diminishing return as the number of training models and the number of queries increase. While the performance saturates with 1,000 queries, it does not fully saturate with 5,000 training samples.

### C VISUAL EXAMPLES OF AIPS

In this section, we show examples of AIPs. See figure 6 for the examples of AIPs and the perturbed images. The perturbation is nearly invisible to human eyes. We have also generated AIPs with respect to a diverse set of architecture families (S, V, B, R, D, SVBRD) at multiple  $L_2$  norm levels. See figure 7; the same image results in a diverse set of patterns depending on the architecture family.

Table 6: Distribution of attributes in MNIST-NETS, and attribute-wise classification performance (on MNIST validation set). Observe that the attributes are evenly distributed and the corresponding classification accuracies also do not correlate much with the attributes. We thus make sure that the classification accuracy alone cannot be a strong cue for predicting attributes.

	arch/act				arch/drop		arch/pool		arch/ks		arch/#conv			arch/#fc		
	Tanh	PReLU	ReLU	ELU	Yes	No	Yes	No	5	3	2	3	4	2	3	4
Ratio	24.8	24.9	25.3	25.1	49.8	50.3	49.9	50.2	50.3	49.7	34.0	33.4	32.7	33.1	33.5	33.4
max	99.4	99.4	99.5	99.4	99.5	99.4	99.4	99.5	99.5	99.4	99.4	99.5	99.4	99.4	99.5	99.5
median	98.6	98.7	98.7	98.7	98.7	98.6	98.7	98.5	98.7	98.6	98.6	98.7	98.7	98.7	98.6	98.6
mean	98.6	98.7	98.7	98.7	98.7	98.6	98.7	98.6	98.7	98.6	98.6	98.7	98.7	98.7	98.6	98.6
min	98.0	98.0	98.0	98.0	98.0	98.0	98.0	98.0	98.0	98.0	98.0	98.0	98.0	98.0	98.0	98.0

	opt/alg			opt/bs			data/size		
	RMSprop	ADAM	SGD	64	128	256	all	half	quarter
Ratio	33.8	32.5	33.7	32.9	33.6	33.7	14.8	28.5	56.8
max	99.2	99.4	99.5	99.3	99.4	99.5	99.5	99.3	99.1
median	98.6	98.7	98.7	98.6	98.7	98.7	99.0	98.8	98.5
mean	98.6	98.7	98.7	98.6	98.7	98.6	98.9	98.8	98.5
min	98.0	98.0	98.0	98.0	98.0	98.0	98.0	98.0	98.0

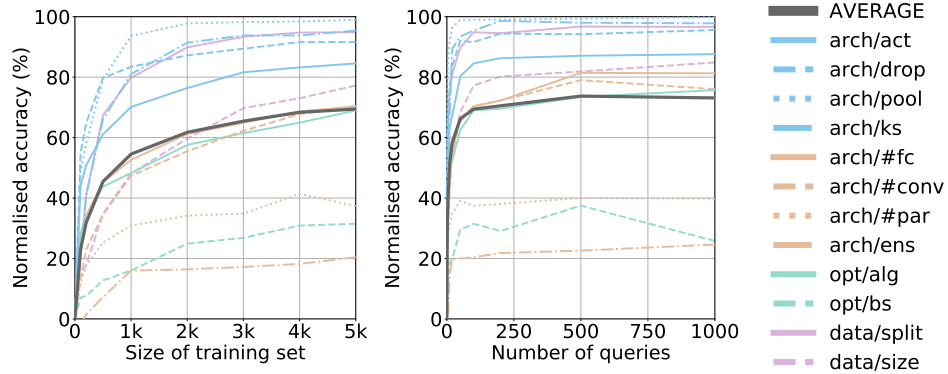


Figure 5: Performance of `kenne-io` with different sizes of training set (left) and number of queries (right). The curves are linearly scaled per attribute such that random chance performs 0%, and perfect predictor performs 100%.




Figure 6: AIP for an ImageNet classifier. The perturbations are generated at  $L_2 = 1 \times 10^{-4}$ .




Figure 7: Adversarial perturbations for the same input image (top) generated with diverse ImageNet classifier families (S, V, B, R, D, SVBRD) at different norm constraints. The perturbation images are normalised at the maximal perturbation for visualisation. We observe diverse patterns across classifier families within the same  $L_2$  ball.