

Generalized collision operator for fast electrons interacting with partially ionized impurities

L. Hesslow¹†, O. Embréus¹, M. Hoppe¹, T. C. DuBois¹, G. Papp²,
M. Rahm³, T. Fülöp¹

¹Department of Physics, Chalmers University of Technology, SE-41296 Göteborg, Sweden

²Max Planck Institute for Plasma Physics, D-85748 Garching, Germany

³Department of Chemistry and Chemical Engineering, Chalmers University of Technology, SE-41296 Gothenburg, Sweden

(Received xx; revised xx; accepted xx)

Accurate modelling of the interaction between fast electrons and partially ionized atoms is important for evaluating tokamak disruption mitigation schemes based on material injection. This requires accounting for the effect of screening of the impurity nuclei by the cloud of bound electrons. In this paper, we generalize the Fokker–Planck operator in a fully ionized plasma by accounting for the effect of screening. We detail the derivation of this generalized operator, and calculate the effective ion length-scales, which are needed in the components of the collision operator, for a number of ion species commonly appearing in fusion experiments. We show that for high electric fields, the secondary runaway growth rate can be substantially larger than in a fully ionized plasma with the same effective charge, although the growth rate is significantly reduced at near-critical electric fields. Furthermore, by comparison with the Boltzmann collision operator, we show that the Fokker–Planck formalism is accurate even for large impurity content.

I. Introduction

Runaway acceleration of an electron in a plasma occurs if the electric field exceeds a critical value, above which the friction force on the electron from collisions with other plasma particles becomes smaller than the force from the electric field (Wilson 1925). Electrons can enter the runaway region in velocity space as a result of a random walk caused by long-range Coulomb collisions (primary or Dreicer generation) (Dreicer 1959). If there is an initial population of fast electrons in the plasma, they may produce secondary runaway electrons via close collisions – leading to an exponential multiplication of the fast electron population – an avalanche (Sokolov 1979). Secondary generation of runaway electrons is expected to be substantial in future high-current tokamak disruptions (Jayakumar *et al.* 1993; Rosenbluth & Putvinski 1997), and successful mitigation is required to prevent unacceptable wall damage if a runaway population is formed (Reux *et al.* 2015; Boozer 2015).

The most promising runaway-mitigation method is to inject impurities which dissipate the runaway beam by collisional scattering (Hollmann *et al.* 2015). Due to the low temperatures of the post-disruption plasma, the impurities will only be partially ionized. Since the collision frequencies scale strongly with charge, the runaway dissipation rate will be heavily influenced by the extent to which fast electrons can penetrate the bound electron cloud around the impurity ion, i.e. the effect of *partial screening*.

† Email address for correspondence: hesslow@chalmers.se

Partial screening has a strong effect on collision frequencies (Kirillov *et al.* 1975; Mosher 1975; Lehtinen *et al.* 1999; Dwyer 2007; Zhogolev & Kononov 2014; Hesslow *et al.* 2017), which calls for accurate models of the collisional processes. Such a model requires a quantum-mechanical treatment of both elastic and inelastic collisions, as well as knowledge of the electronic charge density of the impurity ion. Previous treatments of partially screened elastic electron-ion collisions are limited to either a semi-classical treatment (Mosher 1975; Martín-Solís *et al.* 2015), or employ the Thomas–Fermi theory for the electron charge density (Zhogolev & Kononov 2014; Kirillov *et al.* 1975), which is limited to intermediate distances from the nucleus, and does not capture the shell structure of the ion (Landau & Lifshitz 1958). Therefore, in a recent paper we presented a collision operator based on a quantum-mechanical treatment of both elastic and inelastic collisions, and used density functional theory (DFT) to obtain the electron-density distribution of the impurity ions (Hesslow *et al.* 2017). This generalization of the Fokker–Planck operator to a partially ionized plasma was expressed as modifications to the deflection and slowing-down frequencies, and it was shown that both frequencies increased significantly compared to the case of complete screening, already at subrelativistic energies. This generalized operator was used by Hesslow *et al.* (2018) to derive an analytical expression including the effect of screening and radiation on the effective critical field for runaway formation and runaway current decay.

The present paper details the theoretical basis of the collision operator in Hesslow *et al.* (2017) and applies it to investigate the effects of partial screening on runaway electron dynamics. We compare these results with the predictions from the approximate Thomas–Fermi theory. Using the generalized collision operator, we present a detailed analysis of the steady-state runaway avalanche growth-rate in the presence of partially ionized atoms. The increased collisional rates with partially ionized impurities lead to a substantially increased critical electric field for runaway generation (Hesslow *et al.* 2018). However, when the electric field is significantly larger than the critical field, the runaway avalanche growth rate is considerably higher than in the complete screening case – corresponding to a fully ionized plasma with the same net ion charge. This behaviour, which contradicts previous predictions (Putvinski *et al.* 1997), produces an additional layer of complexity when evaluating the effect of partially ionized impurities on the number of runaway electrons.

The presence of partially ionized impurities enhances the relative frequency of large-angle collisions, which are beyond the Fokker–Planck formalism. We therefore investigate the validity of the Fokker–Planck operator by comparing it to the more general Boltzmann operator. The results show that the Fokker–Planck operator accurately captures the key quantities, such as the runaway density and current, only the synchrotron emission spectrum at large electric fields is slightly less accurate. This demonstrates that the generalized collision operator derived here is adequate for most runaway studies.

The structure of the paper is as follows. Section II details the derivation of the generalized collision operator for fast electrons in the presence of partially ionized impurities. In section III, we investigate the effects of screening on the avalanche growth rate. Section IV compares the results obtained using the Fokker–Planck operator to the corresponding ones using the Boltzmann operator. Finally, section V summarizes our conclusions.

II. Generalized collision operator for fast electrons in a plasma with partially ionized impurities

There are two types of collisions between fast electrons and partially ionized atoms: elastic collisions, where the state of the ion remains unchanged during the collision and

the incident electron is only deflected with a negligible energy transfer; and inelastic collisions, where the ion is excited or further ionized, causing the incident electron to impart a fraction of its kinetic energy to the bound electrons. For fast electrons, both types of collisions can be treated using the Born approximation. In the case of elastic collisions, this requires knowledge of the electronic charge density of the impurity ion, which we obtain from DFT calculations. In contrast, the inelastic collisions with bound electrons primarily lead to collisional friction; the rate of pitch-angle scattering against bound electrons is smaller than the rate against ions by approximately a factor of the charge number (the full nuclear charge) $Z \gg 1$. This allows us to model collisions with bound electrons with Bethe's theory for the collisional stopping power (Bethe 1930) without the need for detailed differential cross sections for these processes.

In both processes, the target particle can be treated as stationary since we consider incident suprathermal electrons. The average momentum of the bound electrons must be below the thermal electron momentum at a given temperature if the ionization state is roughly equilibrated with the electron temperature. Moreover, the ion thermal speed fulfills $v_{Ti} \ll v_{Te}$ due to the small electron-to-ion mass ratio. Consequently, the collision operator presented here is valid for electron speeds v fulfilling

- (i) $v/c \gg Z\alpha$ (the Born approximation), with $\alpha \approx 1/137$ the fine-structure constant. The Born approximation may be accurate even at lower energies, as it has been experimentally verified for incident electron energies from 1 keV and above for argon and neon, which are particularly relevant for fusion experiments (Mott *et al.* 1965).
- (ii) $\gamma - 1 \gg I_j/(m_e c^2)$ (Bethe's stopping power formula), where γ is the Lorentz factor and $I_j/(m_e c^2)$ is the mean excitation energy of the ion normalized to the electron rest energy, which is of the order 10^{-4} to 10^{-3} for argon and neon, increasing with ionization degree (Sauer *et al.* 2015).
- (iii) $v \gg v_{Ti}$ (ions at rest).

By matching the high energy expressions describing the effects of partial screening to the completely screened low-energy limit, where the electron only interacts with the ion through the net ion charge number Z_0 , we obtain a collision operator which can be applied at all energies, although it is known to be correct only when the conditions above are fulfilled.

A. The Fokker–Planck operator

The Fokker–Planck collision operator between species a and b is given by

$$C^{ab} = -\nabla_k (f_a \langle \Delta p^k \rangle_{ab}) + \frac{1}{2} \nabla_k \nabla_l (f_a \langle \Delta p^k \Delta p^l \rangle_{ab}), \quad (\text{II.1})$$

where the term $\langle \Delta p^k \rangle_{ab}$ represents the average change in the k th component of the momentum of the incoming electron during a collision, while $\langle \Delta p^k \Delta p^l \rangle_{ab}$ describes the change in the tensor $p^k p^l$. Moreover, $p = \gamma v/c$, and ∇_k refers to the momentum-space gradient operator. These moments are given by

$$\langle \Delta p^k \rangle_{ab} = \int d\mathbf{p}' f_b(\mathbf{p}') \int \frac{d\sigma_{ab}}{d\Omega} g_\phi \Delta p^k d\Omega, \quad (\text{II.2})$$

$$\langle \Delta p^k \Delta p^l \rangle_{ab} = \int d\mathbf{p}' f_b(\mathbf{p}') \int \frac{d\sigma_{ab}}{d\Omega} g_\phi \Delta p^k \Delta p^l d\Omega, \quad (\text{II.3})$$

where $g_\phi = \sqrt{(\mathbf{v} - \mathbf{v}')^2 - (\mathbf{v} \times \mathbf{v}')^2/c^2}$ is the Møller relative speed and $d\sigma_{ab}/d\Omega$ is the differential scattering cross section between species a and b . Here, the angular integral is

taken over

$$\int d\Omega = \int_{\theta_{\min}}^{\pi} \sin\theta d\theta \int_0^{2\pi} d\phi, \quad (\text{II.4})$$

where the Coulomb logarithm, a large factor which will be described in more detail in section B, enters through $\ln\Lambda = \ln(2/\theta_{\min})$. The Fokker–Planck operator can formally be seen as an expansion of the Boltzmann operator in small momentum transfers, which is motivated by the rapid decay of the Coulomb collision differential cross section with momentum transfer; $d\sigma_{ab}/d\Omega \sim \sin^{-4}(\theta/2)$. This grazing collision nature of Coulomb interaction translates to a prefactor of $\ln\Lambda$ when the collision operator is evaluated explicitly. Consequently, the Fokker–Planck operator only retains the terms of order $\ln\Lambda$ in equation (II.1).

When species b has a Maxwellian distribution, the resulting collision operator is parametrized by the three collision frequencies ν_D^{ab} , ν_S^{ab} and ν_{\parallel}^{ab} , describing deflection at constant energy (pitch-angle scattering), collisional friction, and parallel (energy) diffusion (Helander & Sigmar 2005):

$$C^{ab} = \nu_D^{ab} \mathcal{L}(f_a) + \frac{1}{p^2} \frac{\partial}{\partial p} \left[p^3 \left(\nu_S^{ab} f_a + \frac{1}{2} \nu_{\parallel}^{ab} p \frac{\partial f_a}{\partial p} \right) \right]. \quad (\text{II.5})$$

The pitch-angle scattering operator

$$\mathcal{L} = \frac{1}{2} \frac{\partial}{\partial \xi} (1 - \xi^2) \frac{\partial}{\partial \xi},$$

represents scattering at constant energy, and is proportional to the angular part of the Laplace operator. Here it is specialized to azimuthally symmetric systems, and $\xi = \mathbf{p} \cdot \mathbf{B}/(pB)$ is the cosine of the pitch-angle with respect to a preferred direction, set here by an applied magnetic field \mathbf{B} .

B. The Coulomb logarithm

The Coulomb logarithm $\ln\Lambda$ determines a minimum scattering angle below which Debye shielding screens out long-range interaction. Furthermore, it quantifies the dominance of small-angle collisions compared to large-angle collisions, and therefore provides a measure of the validity of the Fokker–Planck operator, which only captures small-angle collisions accurately. For electrons, $\ln\Lambda$ is the logarithm of the Debye length divided by the de Broglie wavelength, which depends on the electron energy (Solodov & Betti 2008). At thermal speeds, the Coulomb logarithm is given by (Wesson 2011)

$$\ln\Lambda_0 \approx 14.9 - 0.5 \ln n_{e20} + \ln T_{\text{keV}}, \quad (\text{II.6})$$

where T_{keV} is the temperature in keV and n_{e20} is the free-electron density in units of 10^{20} m^{-3} . The suprathermal expressions take the following form (Solodov & Betti 2008):

$$\begin{aligned} \ln\Lambda^{\text{ee}} &= \ln\Lambda_c + \ln\sqrt{\gamma - 1}, \\ \ln\Lambda^{\text{ei}} &= \ln\Lambda_c + \ln(\sqrt{2}p), \end{aligned} \quad (\text{II.7})$$

where we introduced a Coulomb logarithm evaluated at relativistic electron energies:

$$\ln\Lambda_c = \ln\Lambda_0 + \frac{1}{2} \ln \frac{m_e c^2}{T} \approx 14.6 + 0.5 \ln(T_{\text{eV}}/n_{e20}). \quad (\text{II.8})$$

Note that the temperature dependence of $\ln\Lambda_c$ is reduced compared to $\ln\Lambda_0$, since it describes collisions between thermal particles and relativistic electrons as opposed to collisions among thermal electrons. Although the energy-dependence of the Coulomb

logarithm can be neglected in many scenarios, it can be significant for relativistic electrons at post-disruption temperatures. In such cases, the thermal Coulomb logarithm is often on the order of $\ln \Lambda_0 \approx 10$ while $\frac{1}{2} \ln(m_e c^2/T) \approx 5$ at $T = 10 \text{ eV}$. It is then appropriate to use $\ln \Lambda_c$ in the relativistic collision time: $\tau_c = (4\pi n_e c r_0^2 \ln \Lambda_c)^{-1}$, where r_0 is the classical electron radius.

An accurate treatment of the Coulomb logarithm that can be used in the collision operator however requires a formula that is valid from thermal to relativistic energies. We therefore match the thermal Coulomb logarithm (II.6) with the suprathermal Coulomb logarithms (II.7) according to

$$\begin{aligned} \ln \Lambda^{\text{ee}} &= \ln \Lambda_0 + \frac{1}{k} \ln \left\{ 1 + \left[2(\gamma - 1)/p_{T_e}^2 \right]^{k/2} \right\}, \\ \ln \Lambda^{\text{ei}} &= \ln \Lambda_0 + \frac{1}{k} \ln \left[1 + (2p/p_{T_e})^k \right], \end{aligned} \quad (\text{II.9})$$

where $p_{T_e} = \sqrt{2T/(m_e c^2)}$ is the thermal momentum, and the parameter $k = 5$ is chosen to give a smooth transition between $\ln \Lambda_0$ and $\ln \Lambda^{\text{ee(ei)}}$. The precise value of k does not significantly impact the resulting runaway dynamics, but a differentiable function facilitates implementation in numerical kinetic solvers.

C. Elastic electron-ion collisions

In this section, we follow the recipe of Rosenbluth *et al.* (1957) and Akama (1970) to derive a generalized collision operator that takes partial screening into account by including a more general differential cross section in equation (II.1). We model elastic electron-ion collisions quantum-mechanically in the Born approximation. With the ions as infinitely heavy stationary target particles initially at rest, the differential scattering cross section takes the following form (Mott *et al.* 1965):

$$\frac{d\sigma_{ej}}{d\Omega} = \frac{r_0^2}{4p^4} \left(\frac{\cos^2(\theta/2)p^2 + 1}{\sin^4(\theta/2)} \right) |Z_j - F_j(q)|^2, \quad (\text{II.10})$$

where the form factor for ion species j is defined as

$$F_j(\mathbf{q}) = \int \rho_{e,j}(r) e^{-i\mathbf{q}\cdot\mathbf{r}/a_0} d\mathbf{r}. \quad (\text{II.11})$$

Here, $\mathbf{q} = 2\mathbf{p} \sin(\theta/2)/\alpha$, and $a_0 = \hbar/(m_e c \alpha)$ is the Bohr radius. The high- and low-energy behaviour of the form factor represent the limits of complete and no screening: at low q , the exponential approaches unity and thus the form factor is to lowest order given by the number of bound electrons $N_{e,j}$, whereas at high q the fast oscillations in the exponential instead cause the form factor to vanish. Consequently, the factor $|Z_j - F_j|^2$ varies between the net charge number squared Z_{0j}^2 and the atomic number squared Z_j^2 of ion species j . The ratio between these limits is typically of order 10^2 for weakly ionized high-Z impurities, which motivates an accurate description of the effect of partial screening in the intermediate region.

We define a local center of mass frame $\{\mathbf{e}_L^i\}$ with p_L^0 time-like, $\mathbf{e}_L^1 = \mathbf{p}/p$ parallel to the initial momentum, while \mathbf{e}_L^2 and \mathbf{e}_L^3 are orthogonal to \mathbf{e}_L^1 . The momentum transfers can then be written in terms of the deflection angle θ as follows:

$$\begin{aligned}
\Delta p_L^0 &= 0, \\
\Delta p_L^1 &= p(\cos\theta - 1), \\
\Delta p_L^2 &= p \sin\theta \cos\phi, \\
\Delta p_L^3 &= p \sin\theta \sin\phi.
\end{aligned} \tag{II.12}$$

Inserting the cross section in equation (II.10) and Δp^k from equation (II.12) into the moments in equations (II.2)-(II.3), we evaluate the integral over the azimuthal angle ϕ . There are three non-vanishing moments: $\int_0^{2\pi} d\phi = 2\pi$ and $\int_0^{2\pi} \sin^2\phi d\phi = \int_0^{2\pi} \cos^2\phi d\phi = \pi$, respectively corresponding to $\langle \Delta p_L^1 \rangle$, $\langle \Delta p_L^1 \Delta p_L^1 \rangle$ and $\langle \Delta p_L^2 \Delta p_L^2 \rangle = \langle \Delta p_L^3 \Delta p_L^3 \rangle$. With species a denoting electrons and the target particles b denoting stationary ions of species j , so that $f_j(\mathbf{p}) = n_j \delta(\mathbf{p})$, the moments are given by

$$\begin{aligned}
\langle \Delta p_L^1 \rangle_{ej} &= -4\pi n_j p v \int_{1/\Lambda}^1 4 \frac{d\sigma_{ej}}{d\Omega} x^3 dx, \\
\langle \Delta p_L^1 \Delta p_L^1 \rangle_{ej} &= 8\pi n_j p^2 v \int_{1/\Lambda}^1 4 \frac{d\sigma_{ej}}{d\Omega} x^5 dx, \\
\langle \Delta p_L^2 \Delta p_L^2 \rangle_{ej} &= 4\pi n_j p^2 v \int_{1/\Lambda}^1 4 \frac{d\sigma_{ej}}{d\Omega} x^3 (1-x^2) dx = \langle \Delta p_L^3 \Delta p_L^3 \rangle,
\end{aligned} \tag{II.13}$$

where $x = \sin(\theta/2)$. Inserting the differential cross section from equation (II.10) yields

$$\begin{aligned}
\langle \Delta p_L^1 \rangle_{ej} &= -4n_j \pi r_0^2 \frac{v}{p^3} \int_{1/\Lambda}^1 \frac{1}{x} [(1-x^2)p^2 + 1] |Z_j - F_j(q)|^2 dx, \\
\langle \Delta p_L^1 \Delta p_L^1 \rangle_{ej} &= 8n_j \pi r_0^2 \frac{v}{p^2} \int_{1/\Lambda}^1 x [(1-x^2)p^2 + 1] |Z_j - F_j(q)|^2 dx, \\
\langle \Delta p_L^2 \Delta p_L^2 \rangle_{ej} &= 4n_j \pi r_0^2 \frac{v}{p^2} \int_{1/\Lambda}^1 \frac{1-x^2}{x} [(1-x^2)p^2 + 1] |Z_j - F_j(q)|^2 dx = \langle \Delta p_L^3 \Delta p_L^3 \rangle.
\end{aligned} \tag{II.14}$$

Unlike the non-relativistic case, the relativistic Fokker–Planck operator does not capture the correct interspecies energy transfer of the corresponding Boltzmann operator. In the case considered here, of collisions with stationary heavy targets, an unphysical non-zero energy transfer occurs. This can be avoided by expanding the integrands of (II.14) to leading-order in the scattering angle parameter x , but at the same time allowing the momentum transfer $q = 2px/\alpha$ to be non-negligible as it contains the large factor p/α . The resulting form of the operator is validated against the Boltzmann operator in section IV: it is shown that with this choice the loss rates of parallel momentum of the Fokker–Planck and Boltzmann operators are equal at non-relativistic energies, and differ by a term of order $1/\ln\Lambda$ in the ultra-relativistic limit.

For the moments, we thus obtain

$$\begin{aligned}
\langle \Delta p_L^1 \rangle_{ej} &= -4\pi n_j c r_0^2 \frac{\gamma}{p^2} [Z_0^2 \ln \Lambda^{\text{ei}} + g_j(p)], \\
\langle \Delta p_L^1 \Delta p_L^1 \rangle_{ej} &= 0, \\
\langle \Delta p_L^2 \Delta p_L^2 \rangle_{ej} &= 4\pi n_j c r_0^2 \frac{\gamma}{p} [Z_0^2 \ln \Lambda^{\text{ei}} + g_j(p)],
\end{aligned} \tag{II.15}$$

where

$$g_j(p) \equiv \int_{1/\Lambda}^1 \frac{1}{x} \left[|Z_j - F_j(q)|^2 - Z_{0,j}^2 \right] dx. \tag{II.16}$$

To obtain an explicit form of the collision operator in spherical coordinates $\{p, \theta, \phi\}$, where $\mathbf{p} = (p, 0, 0)$, we transform the expressions in equation (II.15) into an arbitrary coordinate system $\{\mathbf{e}^\mu\}$ and then evaluate the collision operator using covariant notation. For details of this calculation, we refer the reader to appendix A. The collision operator then becomes

$$C^{ej} = \frac{1}{p^2 \sin \theta} \partial_\mu \left(p^2 \sin \theta V^\mu \right), \quad (\text{II.17})$$

where

$$V^\mu = \begin{pmatrix} - \left[\langle \Delta p_L^1 \rangle_{ej} + \frac{1}{p} \langle \Delta p_L^2 \Delta p_L^2 \rangle_{ej} \right] f_e^\mu \\ (2p^2)^{-1} \langle \Delta p_L^2 \Delta p_L^2 \rangle_{ej} \partial_\theta f_e \\ (2p^2 \sin^2 \theta)^{-1} \langle \Delta p_L^2 \Delta p_L^2 \rangle_{ej} \partial_\phi f_e \end{pmatrix}. \quad (\text{II.18})$$

From the first component of equation (II.18), it is clear that the contributions to the energy loss vanish identically only if higher-order terms in the Fokker–Planck operator are neglected so that $\langle \Delta p_L^1 \rangle_{ej} = -p^{-1} \langle \Delta p_L^2 \Delta p_L^2 \rangle_{ej}$. Finally, evaluating equation (II.17) for an axisymmetric plasma yields, after summation over ion species j , the electron-ion collision operator

$$C^{ei} = \sum_j \frac{1}{p^2} \langle \Delta p_L^2 \Delta p_L^2 \rangle_{ej} \frac{1}{2} \frac{\partial}{\partial \xi} (1 - \xi^2) \frac{\partial}{\partial \xi} f_e \quad (\text{II.19})$$

$$= \sum_j 4\pi n_j c r_0^2 \frac{\gamma}{p^3} [Z_0^2 \ln \Lambda^{ei} + g_j(p)] \mathcal{L}\{f_e\}, \quad (\text{II.20})$$

and we can identify the deflection frequency

$$\nu_D^{ei} = 4\pi c r_0^2 \frac{\gamma}{p^3} \left(n_e Z_{\text{eff}} \ln \Lambda^{ei} + \sum_j n_j g_j(p) \right), \quad (\text{II.21})$$

where the first term is the completely screened collision frequency with the effective charge defined as $Z_{\text{eff}} = \sum_j n_j Z_{0,j}^2 / n_e$. Note that the properties of the form factor ensure that the completely screened limit is reached if either $p \rightarrow 0$, or if the ion is fully ionized so that $Z = Z_0$.

What remains is to find the screening function $g_j(p)$ for all ion species j . This requires the electronic charge distribution of the ion, which we determine from density functional theory (DFT), using the programs EXCITING (Gulans *et al.* 2014) and GAUSSIAN (Frisch *et al.* 2016). The GAUSSIAN calculations were performed using the hybrid-exchange correlation functional PBE0 (Adamo & Barone 1999), a Douglas–Kroll–Hess second-order scalar relativistic Hamiltonian (Douglas & Kroll 1974; Hess 1986; Barysz & Sadlej 2001), and the atomic natural orbital-relativistic correlation consistent basis set, ANO-RCC (Widmark *et al.* 1990; Roos *et al.* 2004, 2005). As an example, figure 1 shows the density of bound electrons as a function of radius for all argon ionization states. Note that the density decay can be approximately parametrized with piecewise exponentials having different slopes for each of the atomic shells.

When calculating the form factor, the electronic density was first spherically averaged, in which case the form factor in equation (II.11) simplifies to

$$F_j(q) = 4\pi \int_0^\infty \rho_{e,j}(r) \frac{r a_0}{q} \sin(qr/a_0) dr, \quad (\text{II.22})$$

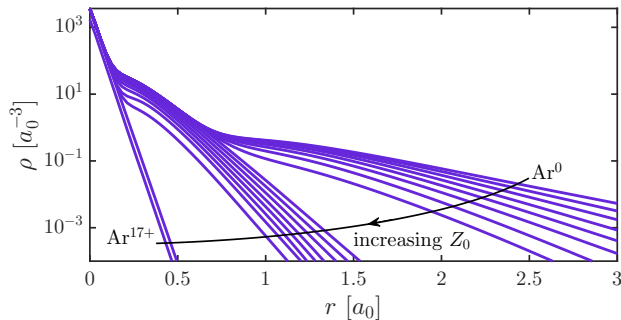


FIGURE 1. Number density of bound electrons averaged over solid angle as a function of radius for all ionization states of argon. The length scale is given in units of the Bohr radius a_0 .

where again $q = 2px/\alpha$ and the total number of bound electrons is given by $N_e = 4\pi \int r^2 \rho_{e,j}(r) dr$.

Numerically, we find that the form factor is well described by a generalized version of the form factor obtained from the Thomas–Fermi model by Kirillov *et al.* (1975):

$$F_{j,\text{TF-DFT}}(q) = \frac{N_{e,j}}{1 + (qa_j)^{3/2}}. \quad (\text{II.23})$$

Note that we can extend the lower integration limit to zero in the definition of $g_j(p)$ (II.16) since the integrand is finite as $p \rightarrow 0$ (the logarithmically diverging terms cancel as shown in appendix B). In the form factor in equation (II.22), this extension of the integral amounts to neglecting terms of order $\Lambda^{-3/2} \ll 1$ and $(p\bar{a}_j/\Lambda)^{3/2} \ll 1$ which describe the transition from partial screening to no screening. However, since $\Lambda^{\text{ei}} = \exp(\ln \Lambda^{\text{ei}}) \propto p$ at high energies from equation (II.7), we obtain $(p\bar{a}_j/\Lambda)^{3/2} \sim 137/\Lambda_c$; therefore, this approximation is always valid and the no screening limit will never be reached. Equation (II.23) then gives

$$g_j(p) = \frac{2}{3}(Z_j^2 - Z_{0,j}^2) \ln[(p\bar{a}_j)^{3/2} + 1] - \frac{2}{3} \frac{N_{e,j}^2 (p\bar{a}_j)^{3/2}}{(p\bar{a}_j)^{3/2} + 1}. \quad (\text{II.24})$$

This model, which we denote the Thomas-Fermi–DFT (TF-DFT) model, includes one free parameter: the effective ion length scale a_j in units of the Bohr radius a_0 , with $\bar{a}_j = 2a_j/\alpha$. This parameter is determined from the density of bound electrons obtained from the DFT calculations.

The general properties of the screening function $g_j(p)$ allow us to determine a_j so that the deflection frequency exactly matches the high-energy asymptote of the DFT results. As shown in appendix B, $g_j(p)$ always takes the form

$$g_j(p) = (Z_j^2 - Z_{0,j}^2) \ln(2p/\alpha) + C, \quad 2p/\alpha \gg 1 \quad (\text{II.25})$$

where only the constant C depends on the specific ionic distribution. Since the additive constant can be absorbed into the effective length scale, the high-energy behaviour of the screening function is reduced to a one-parameter problem. This indicates that equation (II.24) should be well-suited as an analytic model of the screening problem, if it approximates the transition from the low-momentum behaviour to the high-momentum behaviour. Accordingly, we determine a_j for an arbitrary charge distribution $\rho_{e,j}(r)$ by matching the $g_j(p)$ in equation (II.25) to the general high-energy asymptote of $g_j(p)$,

$$g_j(p) \sim (Z_j^2 - Z_{0,j}^2) \ln(p\bar{a}_j) - \frac{2}{3} N_{e,j}^2, \quad p\bar{a}_j \gg 1. \quad (\text{II.26})$$

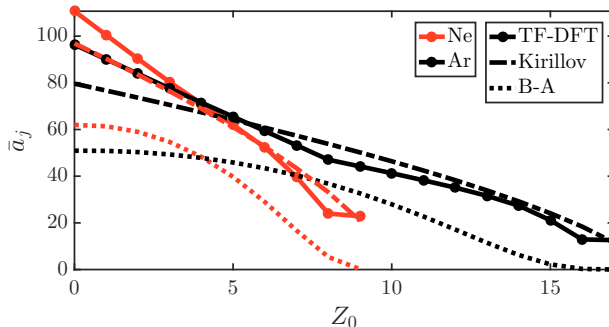


FIGURE 2. Length-scale a_j for Ne and Ar, compared to both the Thomas–Fermi model with the Kirillov solution from equation (II.27), and the Breizman–Aleynikov (B–A) model from equation (II.28). Note that by definition, $\bar{a}_j = \bar{a}_{\text{TF-DFT}} \equiv \bar{a}_{\text{DFT}}$.

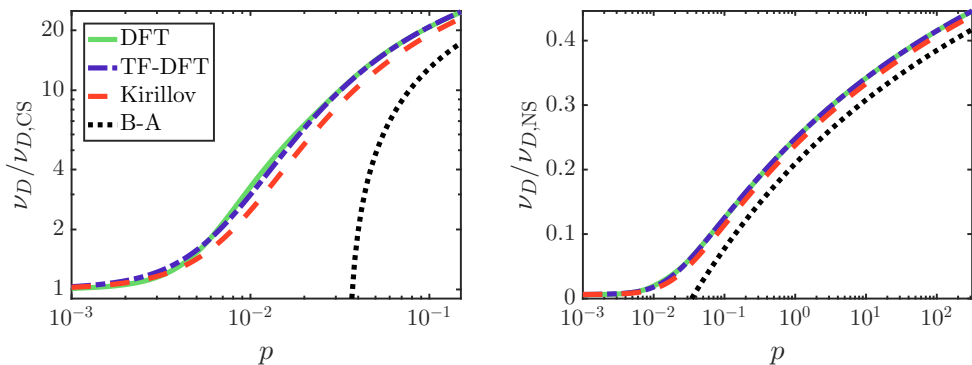


FIGURE 3. Comparison between the DFT and TF-DFT models for the enhancement of the deflection frequency. Left panel is shown at low energies and normalized to the completely-screened (CS), low energy limit. Right panel shows the behaviour up to higher energies, and is normalized to the no screening (NS) limit. The deflection frequency is significantly lower than the no-screening limit even at ultrarelativistic speeds. The figure is for Ar^{1+} , and the Coulomb logarithm was determined by setting $T = 10 \text{ eV}$ and $n_e = 10^{20} \text{ m}^{-3}$.

The resulting closed form of the effective length scale \bar{a}_j is given in equation (B 11) in appendix B, and tabulated for many of the fusion-relevant ion species in table 1. The constants for argon and neon are illustrated in figure 2 as a function of Z_0 in solid line. Curiously, the shell structure observed in the charge density of figure 1 can be discerned as discontinuities in $\partial\bar{a}_j/\partial Z_{0,j}$.

Since the obtained values are $\bar{a}_j \sim 10^2$ for several weakly ionized species such as neon and argon, the deflection frequency will be significantly enhanced compared to complete screening already at $p \sim 10^{-2}$. This is confirmed in figure 3, which also shows that the most accurate model for the deflection frequency – the DFT model (solid, green line) – is well approximated by the TF-DFT model in dash-dotted blue over the entire energy interval from non-relativistic to ultra-relativistic energies.

The length parameter \bar{a}_j is well suited to compare our result with previous work since it completely characterizes the behaviour of the deflection frequency at high energy, which is the most important region for fast-electron dynamics. A comparison at low energies, where the screening function cannot in general be described by a single parameter, should be approached with caution as the Born approximation is only valid in the regime $\beta \gtrsim Z\alpha \Leftrightarrow p \gtrsim [(Z\alpha)^{-2} - 1]^{-1/2} \sim 10^{-1}$. The behaviour at lower momenta is approximate, and should merely be regarded as an interpolation between the low energy limit of complete

screening (which is reproduced by the TF-DFT model) and the behaviour at higher energies. Therefore, we primarily focus on the length scale \bar{a}_j when comparing with previous work. For example, the result of Kirillov *et al.* (1975) corresponds to

$$\bar{a}_{\text{Kirillov}} = \frac{2}{\alpha} \frac{(9\pi)^{1/3}}{4} \frac{N_e^{2/3}}{Z} \approx \frac{2}{\alpha} \frac{3}{4} \frac{N_e^{2/3}}{Z}. \quad (\text{II.27})$$

The Kirillov model captures the approximate scaling of \bar{a}_j with Z and Z_0 , however it differs significantly from the DFT results at low ionization degrees (maximum relative error 20%, obtained for C^0) and for $N_e = 2$ (maximum 43%, Ar^{16+}). As shown in figure 2, this is because the Kirillov model does not capture the shell structure of the ion, which is an inherent characteristic of the Thomas–Fermi theory employed by Kirillov *et al.* (1975). Although these relative errors are significant, the final error in the deflection frequency is modest at high energies, since the deflection frequency is only sensitive to $\ln \bar{a}_j$. At $p = 0.1$, the relative error of \bar{a}_j between the TF-DFT model and the Thomas-Fermi model is at most 14%.

We find a significantly larger difference between our model for the deflection frequency and the model used by Breizman & Aleynikov (2017). In this model, which we refer to as the B–A model, the deflection frequency always increases logarithmically. The deflection frequency therefore diverges as $p \rightarrow 0$ and the complete screening limit is consequently not reproduced, which is illustrated in figure 3a. This means that the B–A model is only applicable at relativistic energies and is unable to describe phenomena involving mildly relativistic electrons, such as hot-tail, primary runaway generation and the avalanche mechanism at high electric fields. In the B–A model, the logarithmic increase of the deflection frequency corresponds to the length constant

$$\bar{a}_{\text{B-A}} = \frac{2}{\alpha} Z_j^{-1/3} \exp\left(\frac{2}{3} \frac{N_{e,j}^2 - 6 \ln 2 (Z_j Z_{0,j} - Z_j^2 - Z_{0,j}^2)}{Z_j^2 - Z_{0,j}^2}\right). \quad (\text{II.28})$$

As shown in figure 2, $\bar{a}_{\text{B-A}}$ differs significantly from both $\bar{a}_{\text{Kirillov}}$ and our more accurate DFT-based values of \bar{a}_j .

We conclude that the Kirillov formula suffices for an accurate description of screening in most situations, although the constants derived from DFT have a higher level of accuracy, especially at low momenta.

D. Inelastic collisions with bound electrons

Unlike for elastic collisions with partially screened nuclei, there is no analytic expression for the differential cross section for inelastic collisions between fast and bound electrons, but the energy loss is described by the Bethe stopping-power formula (Bethe 1930; Jackson 1999). Accordingly, we modify the slowing-down frequency ν_S^{ee} in equation (II.5), which describes collisional drag, whereas we neglect the modification of the electron-electron deflection frequency ν_D^{ee} , since it does not follow from the stopping-power calculation. The error introduced through this approximation, i.e. $\nu_D \approx \nu_D^{\text{ei}} + \nu_{D,\text{CS}}^{\text{ee}}$, can be estimated by considering the limits of no screening and complete screening of ν_D^{ee} . For suprathermal electrons, $\nu_{D,\text{CS}}^{\text{ee}} = 4\pi c r_0^2 (\gamma/p^3) n_e \ln \Lambda^{\text{ee}}$, while $\nu_{D,\text{NS}}^{\text{ee}}$ is enhanced by a factor of $n_e^{\text{tot}}/n_e = 1 + \sum_j N_{e,j} n_j/n_e$. Comparing to the electron-ion deflection frequency (II.21), we find that our approximation is valid if either $\sum_j Z_j^2 n_j \gg \sum_j N_{e,j} n_j$, or if $1 + Z_{\text{eff}} \gg \nu_D^{\text{ee}}/\nu_{D,\text{CS}}^{\text{ee}}$ due to either significant ionization levels or low electron momentum. In other words, our model is accurate both when screening effects are small and in the presence of high- Z impurities.

The Bethe stopping-power formula modifies the slowing-down frequency ν_S^{ee} describing collisional drag according to [Bethe \(1930\)](#) and [Jackson \(1999\)](#)

$$\nu_S^{\text{ee}} = 4\pi cr_0^2 \frac{\gamma^2}{p^3} \left[n_e \ln \Lambda^{\text{ee}} + \sum_j n_j N_{e,j} (\ln h_j - \beta^2) \right], \quad (\text{II.29})$$

where $h_j = p\sqrt{\gamma-1}(m_e c^2/I_j)$, and I_j is the mean excitation energy of the ion. In this work, the numerical values of I_j for different ion species were obtained from [Sauer *et al.* \(2015\)](#). In addition, several sources list the mean excitation energy for neutral atoms, for instance [Berger *et al.* \(1984\)](#), which is used in ESTAR ([Berger *et al.* 2005](#)). Equation (II.29) is valid for $m_e c^2(\gamma-1) \gg I_j$, which is typically on the order of hundreds to thousands of eV. In order to find an expression that is applicable over the entire energy range from thermal to ultrarelativistic energies, we match equation (II.29) to the low-energy asymptote corresponding to complete screening. The resulting interpolation formula, which we refer to as the *Bethe-like model*, is given by

$$\nu_S^{\text{ee}} = 4\pi cr_0^2 \frac{\gamma^2}{p^3} \left\{ n_e \ln \Lambda^{\text{ee}} + \sum_j n_j N_{e,j} \left[\frac{1}{k} \ln(1 + h_j^k) - \beta^2 \right] \right\}, \quad (\text{II.30})$$

where we set $k = 5$. This is plotted as a function of momentum in figure 4, and compared to the completely screened limit on the left y-axis, and the limit of no screening on the right y-axis. Unlike the deflection frequency, equation (II.30) will exceed the limit of no screening in the limit of infinite momentum, since it increases by a power of $p^{3/2}$ compared to a power of $p^{1/2}$ for $\ln \Lambda^{\text{ee}}$ in equation (II.7). For fusion-like densities, this will however happen around $p \sim 10^4$ (~ 10 GeV), which is well above realistic runaway energies. At these ultra-large momentum scales, the so-called density effect ([Solodov & Betti 2008](#); [Jackson 1999](#)) would ensure that the logarithmic term smoothly approaches the Coulomb logarithm.

We also compare the Bethe-like model to the Rosenbluth–Putvinski (RP) model ([Rosenbluth & Putvinski 1997](#)), which includes half of the bound electron density $n_b = \sum_j n_j N_{e,j}$:

$$\nu_S^{\text{ee}} \approx 4\pi cr_0^2 \frac{\gamma^2}{p^3} \ln \Lambda \left(n_e + \frac{n_b}{2} \right). \quad (\text{II.31})$$

Figure 4 shows that this estimate coincides with the Bethe-like model at $p \approx 1$, but results in a notable overestimation at mildly relativistic momenta and a significant underestimation at ultra-relativistic momenta.

Note that equation (II.30) ensures that the enhancement of ν_S^{ee} does not extend into the bulk electron population, which means that the first term $4\pi cr_0^2(\gamma^2/p^3)n_e \ln \Lambda^{\text{ee}}$ can be replaced by the complete expression for $\nu_{S,\text{cs}}^{\text{ee}}$ accounting for a finite bulk temperature ([Braams & Karney 1989](#)). This is because I_j is greater than the temperature T at which a certain ion species j would be present in equilibrium. Since the ions can always be treated as stationary (at rest), the same issue does not arise for ν_D^{ei} . This means that the generalization of the Fokker–Planck operator to a partially ionized plasma can be expressed as modifications to ν_D^{ei} and ν_S^{ee} in the collision operator (II.5), according to equation (II.21), with $g_j(p)$ defined in equation (II.24) and \bar{a}_j given in table 1, as well as equation (II.30), with I_j from [Sauer *et al.* \(2015\)](#).

III. Effect on avalanche growth rate and runaway distribution

The presence of partially ionized atoms has a peculiar effect on the avalanche growth rate at high electric fields: as will be shown in the present section, the partial-screening

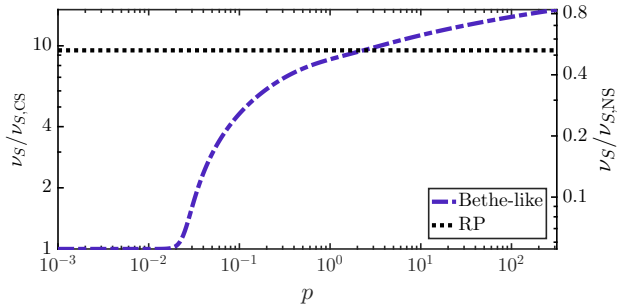


FIGURE 4. The partially screened slowing-down frequency for the Bethe-like model in equation (II.30) and the RP model from equation (II.31), for singly ionized argon. The collision frequency is normalized to the completely screened (CS), low-energy limit on the left y-axis, and to the limit of no screening (NS) on the right y-axis. The figure is for Ar^{1+} , and the Coulomb logarithm was determined by setting $T = 10 \text{ eV}$ and $n_e = 10^{20} \text{ m}^{-3}$.

effect can increase the avalanche growth rate despite the increased collisional damping and in contrast to previous predictions (Putvinski *et al.* 1997). Moreover, the quasi-steady-state runaway distribution acquires an electric field-dependent average energy since the growth rate no longer depends linearly on the electric field.

The avalanche growth rate is defined as

$$\Gamma = \frac{1}{n_{\text{RE}}} \frac{dn_{\text{RE}}}{dt}. \quad (\text{III.1})$$

With constant background parameters, the runaway distribution reaches a quasi-steady state and the avalanche growth rate approaches a constant value. This quasi-steady-state growth rate is shown in the presence of singly ionized argon impurities in figure 5a. Here, the growth rate is plotted against E/E_c^{eff} , where the effective critical electric field $E_c^{\text{eff}} \gtrsim E_c^{\text{tot}} = E_c n_e^{\text{tot}}/n_e$ is given in Hesslow *et al.* (2018). These results were obtained by solving the kinetic equation using the numerical solver CODE (Landreman *et al.* 2014; Stahl *et al.* 2016), including avalanche generation using the field-particle Boltzmann operator given in equation (2.17) of (Embréus *et al.* 2018), which was also studied by Chiu *et al.* (1998). Since we here focus on electric fields well above the critical electric field, which are associated with low critical momenta, synchrotron and bremsstrahlung radiation losses are neglected as they are important only at highly relativistic energies; Hesslow *et al.* (2018) demonstrated that radiation losses only have an appreciable effect near the effective critical electric field. The parameters are characteristic of a post-disruption tokamak plasma: temperature $T = 10 \text{ eV}$, and density of singly ionized argon $n_{\text{Ar}} = 4n_{\text{D}}$ with $n_{\text{D}} = 10^{20} \text{ m}^{-3}$.

As shown in figure 5a, the partially screened avalanche growth rate is non-linear in the electric field. We attribute this non-linearity to the energy-dependent enhancement of the collision frequencies. At weak electric fields, the critical momentum is large, and therefore also the enhancement of the collision frequencies; however, at larger electric fields, the critical momentum is reduced and the collision frequencies approach the completely screened value. This leads to an avalanche growth which increases faster than $\Gamma \propto E - E_c^{\text{eff}}$.

Interestingly, this non-linearity of the growth rate causes the partially-screened avalanche growth rate to *exceed* the completely-screened limit at large electric fields. For the completely-screened limit, we use the Rosenbluth–Putvinski growth-rate formula (Rosenbluth & Putvinski 1997), which has been shown to be accurate to around 10% in the fully ionized case (Embréus *et al.* 2018) and is given by

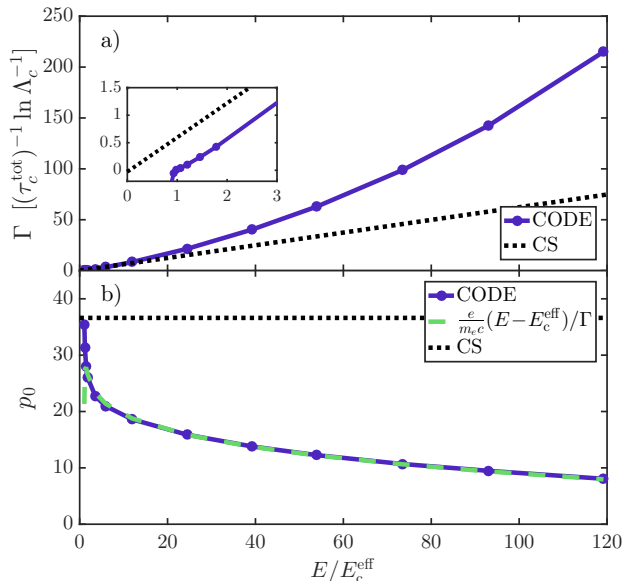


FIGURE 5. a) Steady-state runaway growth rate as a function of normalized electric field. The partially screened growth rate (solid line) exceeds the completely screened limit (dotted line) at high electric fields, but is significantly lower in the near-critical electric-field region, which is shown in the insert. b) With partial screening (solid line), the average momentum p_0 decreases with electric field, as predicted by the green dashed line, and is lower than in the completely screened limit (dotted line). The simulation was done at $T = 10\text{eV}$ with a plasma composition of D and Ar^{1+} , where $n_{\text{D}} = 10^{20}\text{m}^{-3}$ and $n_{\text{Ar}} = 4n_{\text{D}}$.

$$\Gamma_{\text{RP,CS}} = \frac{1}{\tau_c \ln \Lambda_c} \sqrt{\frac{\pi}{3(Z_{\text{eff}} + 5)}} \left(\frac{E}{E_c} - 1 \right) \left(1 - \frac{E_c}{E} + \frac{4\pi(Z_{\text{eff}} + 1)^2}{3(Z_{\text{eff}} + 5)(E^2/E_c^2 + 3)} \right)^{-1/2} \quad (\text{III.2})$$

$$\approx \frac{1}{\tau_c \ln \Lambda_c} \sqrt{\frac{\pi}{3(Z_{\text{eff}} + 5)}} \left(\frac{E}{E_c} - 1 \right), \quad E/E_c \gg 2\sqrt{Z_{\text{eff}} + 1}. \quad (\text{III.3})$$

In figure 5a, it is shown that the partially ionized growth rate is considerably higher than the completely screened value at large electric fields, even though it is significantly lower close to the critical electric field which is illustrated in the zoomed insert.

The enhancement of the avalanche growth rate in the presence of partially ionized atoms originates from the increased number of possible runaway electrons: since the binding energy is negligible compared to the critical runaway energy, the free and the bound electrons have equal probability of becoming runaways through close collisions. At high electric fields, this large enhancement by a factor of n_e^{tot}/n_e dominates over the increased rate of collisional losses, which sets the threshold energy for an electron to become a runaway.

The fact that partially screened impurities can lead to a reduction of the avalanche growth at low electric fields, but an enhancement at larger electric fields, is not captured by the partially-screened Rosenbluth–Putvinski formula (Rosenbluth & Putvinski 1997; Putvinski *et al.* 1997)

$$\Gamma_{\text{RP}} = \frac{1}{\tau_c \ln \Lambda_c} \frac{n_e^{\text{tot}}}{n_e} \sqrt{\frac{\pi}{3(Z_{\text{eff}}^{\text{RP}} + 5)}} \left(\frac{E}{E_c^{\text{RP}}} - 1 \right), \quad (\text{III.4})$$

where the effective field includes half of the bound electron density n_b , originating from the same factor in v_S^{ee} from equation (II.31):

$$E_c^{\text{RP}} = \left(1 + \frac{n_b}{2n_e}\right) E_c,$$

and the partially ionized effective charge $Z_{\text{eff}}^{\text{RP}}$ is taken from Parks–Rosenbluth–Putvinski (Parks *et al.* 1999):

$$Z_{\text{eff}}^{\text{RP}} = \sum_{\substack{j \text{ part.} \\ \text{ionized}}} \frac{n_j Z_j^2}{n_e} \frac{1}{2} + \sum_{\substack{j \text{ fully} \\ \text{ionized}}} \frac{n_j}{n_e} Z_j^2. \quad (\text{III.5})$$

For large electric fields, $E \gg E_c^{\text{RP}}$, and if the plasma is dominated by a weakly ionized, high- Z impurity such as Ar^{1+} , one obtains

$$\frac{\Gamma_{\text{RP}}}{\Gamma_{\text{RP,CS}}} \approx \frac{n_e + n_b}{n_e + \frac{1}{2}n_b} \sqrt{\frac{Z_{\text{eff}} + 5}{Z_{\text{eff}}^{\text{RP}} + 5}} < 1. \quad (\text{III.6})$$

In this case, partially ionized impurities decrease the avalanche growth rate significantly, although we find the opposite behaviour with our more accurate kinetic model:

$$\Gamma > \Gamma_{\text{RP,CS}} > \Gamma_{\text{RP}}, \quad E \gg E_c^{\text{eff}}. \quad (\text{III.7})$$

Finally, we note that the avalanche growth rate in figure 5a may be approximated by a second-order polynomial. This behaviour is somewhat similar to the quadratic behavior of the full Rosenbluth–Putvinski formula (III.2) in the limit $2\sqrt{Z_{\text{eff}} + 1} \gg E/E_c \gg 1$. However, evaluating this criterion with $Z_{\text{eff}}^{\text{RP}}$ and E_c^{RP} predicts that this quadratic regime should only occur if $E \lesssim 9E_c^{\text{eff}}$ for the range of parameters in figure 5. Consequently, the Rosenbluth–Putvinski formula cannot easily be modified to accurately capture the effect of screening on the avalanche growth rate.

The increased growth rate has direct implications for the avalanche multiplication factor, which determines the maximum amplification of a small seed due to avalanche multiplication. To estimate this effect we consider the example of a tokamak disruption, where a part of the initial current is converted to runaways via avalanching. We follow the calculation of Helander *et al.* (2002) under the approximation $\Gamma \approx \Gamma_0 E/E_c^{\text{eff}}$ where Γ_0 is independent of the electric field. Neglecting electric-field diffusion – which may however significantly affect the final runaway current profile (Eriksson *et al.* 2004; Smith *et al.* 2006) – the zero-dimensional induction equation is

$$E = -\frac{L}{2\pi R} \frac{dI}{dt},$$

where $L \sim \mu_0 R$ is the self-inductance and R is the major radius of the tokamak. Then, equation (III.1) can be written

$$\frac{d}{dt} \ln n_{\text{RE}} \approx -\frac{d}{dt} \frac{IL\Gamma_0}{2\pi R E_c^{\text{eff}}},$$

and therefore an initial seed n_0 can be multiplied by up to a factor of

$$\frac{n_{\text{RE}}}{n_0} = \exp\left(\frac{I_0 L \Gamma_0}{2\pi R E_c^{\text{eff}}}\right).$$

The exponent can be large in high-current devices (Rosenbluth & Putvinski 1997). Consequently, if the induced electric field is much larger than E_c^{eff} , heavy-impurity injection can increase the avalanche multiplication factor significantly. However, to fully understand runaway beam formation in the presence of partially ionized impurities, the combined effect of avalanche multiplication and seed generation must be accounted for,

as the seed formation is also sensitive to the injected impurities (Aleynikov & Breizman 2017).

The non-linear avalanche growth rate also manifests itself in the quasi-steady-state avalanche distribution, which can be seen by following the derivation of the avalanching distribution in the limit $E \gg E_c$ by Fülöp *et al.* (2006), which we detail in appendix C. Analogously to Fülöp *et al.* (2006), the resulting energy-dependence of the distribution function $F(p, t) \approx 2\pi p^2 \int_{-1}^1 f d\xi$ is given by

$$F(p, t) = n_{\text{RE}}(t) \frac{1}{p_0} e^{-p/p_0}, \quad (\text{III.8})$$

where the average momentum is given by

$$p_0 = \frac{e}{m_e c} \frac{E - E_c^{\text{eff}}}{\Gamma(E)}.$$

In contrast to the fully ionized result $p_0 = \sqrt{Z + 5} \ln \Lambda_c$, the average momentum acquires a significant electric-field dependence in the presence of partially screened ions. This momentum dependence is shown in figure 5b, where we find p_0 from fitting the high-energy part of the electron distribution to an exponential decay. This average energy obtained in the CODE simulation agrees well with the prediction in equation (III.8) in the region where it is valid, i.e. $E \gg E_c^{\text{eff}}$. Note that the average energy is well below the complete screening limit shown in dotted line, where $p_0 \approx \sqrt{6} \ln \Lambda_c$.

IV. Effect of partial screening on the validity of the Fokker–Planck operator

Scenarios where small-angle collisions dominate can be accurately modelled by the Fokker–Planck collision operator, whereas the more complicated Boltzmann operator must be used if large-angle collisions are significant. Partial screening enhances the elastic electron-ion scattering cross section for large momentum transfers while leaving it unaltered for small momentum transfers (see figure 6). Thus, large-angle collisions are expected to be relatively more important in the partially screened collision operator than in the limit of complete screening. In this section we will show that even though the two collision operators produce slightly different distribution functions, this difference has a negligible effect on the key runaway quantities, such as the runaway density and current.

Here, we consider the full Boltzmann operator for collisions between runaway electrons and the background plasma. For electron-ion collisions, we use the full operator, whereas for electron-electron collisions, we follow the method developed by Embréus *et al.* (2018) and only consider collisions with a momentum transfer larger than a cutoff p_m . Note that in modelling collisions with the bound electrons, for which the full differential cross section is unknown, the Møller cross section can still be used since the energy transfer corresponding to the cutoff is typically chosen to be significantly larger than the binding energy.

The general form of the Boltzmann operator is (Cercignani & Kremer 2002)

$$\mathcal{C}^{\text{B},ab} = \int d\mathbf{p}' d\sigma_{ab} g_\phi [f_a(\mathbf{p}_1) f_b(\mathbf{p}_2) - f_a(\mathbf{p}) f_b(\mathbf{p}')], \quad (\text{IV.1})$$

where $g_\phi = \sqrt{(\mathbf{v} - \mathbf{v}')^2 - (\mathbf{v} \times \mathbf{v}')^2/c^2}$ is the Møller relative speed and $d\sigma_{ab}$ is the differential cross section for collisions in which the momentum of species a changes from \mathbf{p} to \mathbf{p}_1 , while $\mathbf{p}' \rightarrow \mathbf{p}_2$ for species b . The collision operator can be understood as the rate at which

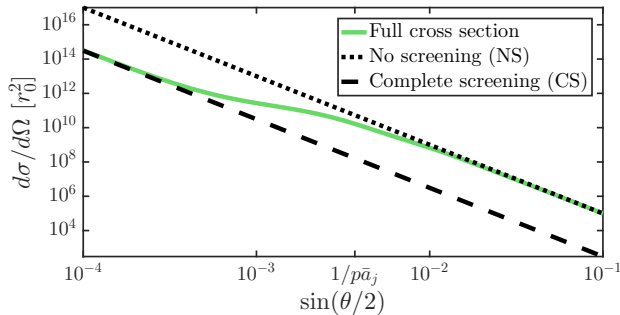


FIGURE 6. The differential cross section for elastic electron-ion collisions as a function of deflection angle using the full DFT density to calculate the form factor (solid green), which exhibits a smooth transition from complete screening (dashed black line) to the larger cross section with no screening (dotted black line). The cross section falls off as $\sin^4(\theta/2)$; however the curve is flatter in the transition region around $\sin(\theta/2)p\bar{a}_j \sim 1$. The cross section was evaluated for singly ionized argon at $p = 3$.

species a scatters from \mathbf{p}_1 into \mathbf{p} , minus the rate of the opposite scattering process. Elastic electron-ion collisions are particularly convenient to model with the Boltzmann operator, since the ions can be modelled as stationary, infinitely heavy target particles and the cross section only depends on p , p_1 and θ . When expanded in Legendre polynomials,

$$C^{\text{B,ei}} = \sum_j \sum_L C_L^{\text{B,ej}} P_L(\xi) \quad (\text{IV.2})$$

$$f_e(p, \theta, t) = \sum_L f_L(p, t) P_L(\xi), \quad (\text{IV.3})$$

the Boltzmann operator takes the following form:

$$C_L^{\text{B,ej}} = -n_j v f_L \int_{\theta_{\min}}^{\pi} [1 - P_L(\cos \theta)] \frac{\partial \sigma_{ej}}{\partial \Omega} d\Omega \quad (\text{IV.4})$$

$$= -2\pi n_j c r_0^2 f_L \frac{\gamma}{p^3} \int_{1/\Lambda}^1 \frac{|Z_j - F_j(q)|^2}{x} \frac{1 - P_L(1 - 2x^2)}{x^2} \frac{(1 - x^2)p^2 + 1}{p^2 + 1} dx, \quad (\text{IV.5})$$

where we again introduced $x = \sin(\theta/2)$ and inserted the differential cross section in equation (II.10). Using $\mathcal{L}\{f_e\} = -\frac{1}{2} \sum_L L(L+1) P_L(\xi) f_L$, we arrive at the following ratio between the Boltzmann operator and the Fokker–Planck electron-ion collision operator in equation (II.20):

$$\frac{C_L^{\text{B,ej}}}{C_L^{\text{FP,ej}}} = \left(\int_{1/\Lambda}^1 \frac{[Z_j - F_j(q)]^2}{x} dx \right)^{-1} \int_{1/\Lambda}^1 \frac{[Z_j - F_j(q)]^2}{x} \frac{1 - P_L(1 - 2x^2)}{L(L+1)x^2} \frac{(1 - x^2)p^2 + 1}{p^2 + 1} dx. \quad (\text{IV.6})$$

Since $P_1(x) = x$, equation (IV.6) evaluates to unity for $L = 1$ and $p = 0$. Note that the same is true for the integrand when $x \ll 1 \forall L, p$.

Like the Fokker–Planck operator, the Boltzmann operator drives the distribution towards spherical symmetry, which can be seen by noting that $C_L^{\text{B,ej}}$ is negative and proportional to f_L , while $C_0^{\text{B,ej}} = 0$. Effectively, the Boltzmann operator takes the form of a generalized v_D^{ei} which depends on the Legendre mode number L . The ratios of the Legendre modes of the Boltzmann and Fokker–Planck operators are shown in figure 7 for four different values of L . As expected from equation (IV.6), the Boltzmann operator produces the same result as the Fokker–Planck operator for $L = 1$ and $p \ll 1$, and

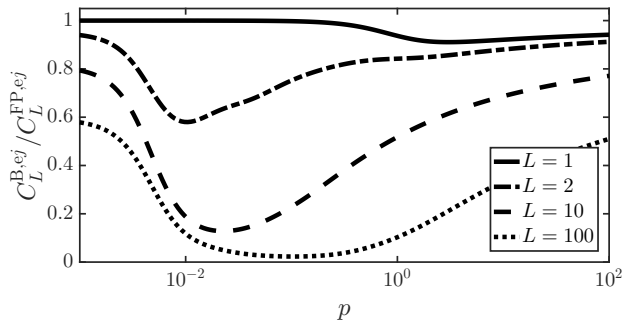


FIGURE 7. Ratio of the Legendre-modes of the Boltzmann and Fokker–Planck operators for singly ionized argon. The full DFT model was used in the figure, but the results are similar if the TF-DFT model is used instead.

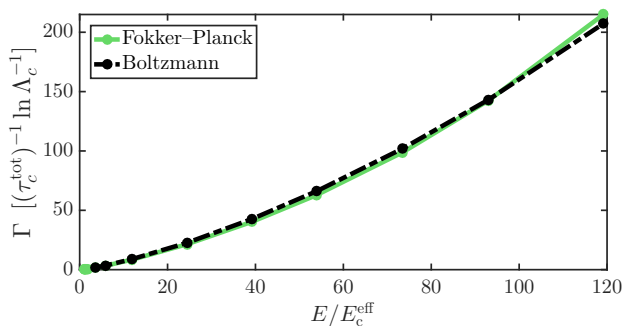


FIGURE 8. Steady-state avalanche growth rate as a function of normalized electric field. The Fokker–Planck and Boltzmann operators give almost identical results. The simulation was done at $T = 10$ eV with a plasma composition of D and Ar^{1+} , where $n_D = 10^{20} \text{ m}^{-3}$ and $n_{\text{Ar}} = 4n_D$.

only differs by a factor of order $1/\ln \Lambda$ at higher energies. In contrast, the ratio between the Boltzmann operator and the Fokker–Planck operator decreases rapidly with L , and the diffusion rates are significantly reduced for $L \geq 10$ for a large range of momenta. High- L -structure will therefore be suppressed too quickly by the Fokker–Planck operator compared to the more accurate Boltzmann operator. This means that the two operators can be expected to produce different pitch-angle distributions in scenarios where the average pitch angle is small.

A suitable scenario to study the effect of the Boltzmann operator is the avalanche growth rate at high electric fields, which gives a narrow distribution function and thus requires a large number of Legendre modes to describe the distribution. Figure 8 shows the steady-state runaway growth rate as a function of E/E_c^{eff} where E_c^{eff} is the effective critical field given by [Hesslow *et al.* \(2018\)](#). These growth rates were obtained by solving the kinetic equation using `CODE` with the same parameters as in figure 5, with both the Fokker–Planck operator and the Boltzmann operator. As we show in figure 8, the difference in the runaway growth rate between the Fokker–Planck operator and the Boltzmann operator is relatively small. This result may appear surprising, since the avalanche growth rate formula (III.3) depends on Z , indicating a sensitivity to the pitch-angle dynamics. We speculate that the similarity can be attributed to the agreement in the zeroth and first Legendre modes of the Fokker–Planck and Boltzmann operators as shown in figure 7. This may be sufficient since the essential runaway quantities are most sensitive to the behaviour of these modes, with the runaway density and energy fully contained in f_0 , and the current in f_1 .

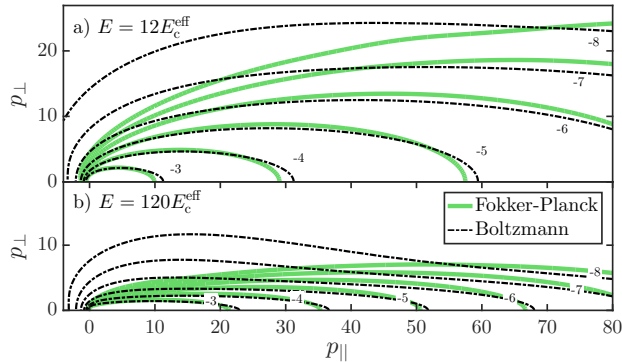


FIGURE 9. Contour plots of the quasi-steady-state runaway electron distribution function obtained using the Fokker–Planck operator (solid green) and the Boltzmann operator (dash-dotted, thin black), respectively. The contours show $\log_{10}(F) = (-8, -7, \dots, -3)$ as indicated in the figure, where $F = m_e^3 c^3 f_e / n_{RE}$, so that $\int 2\pi p_\perp F dp_\perp dp_\parallel = 1$ when integrated over the runaway population. The distributions are taken from the data points (a) $E = 12E_c^{\text{eff}}$ and (b) $E = 120E_c^{\text{eff}}$ in figure 8.

Figure 9 shows contour plots of the runaway electron distribution function using the Fokker–Planck and Boltzmann operators respectively. While the overall shape and energy of the distributions are similar, the Boltzmann operator leads to a pitch-angle distribution which develops “wings” consisting of a small runaway population with significantly enhanced perpendicular momentum. This effect is particularly pronounced at high electric fields where the average pitch angle is small and at moderate energies, which is consistent with our expectation based on figure 7. This indicates that using the Boltzmann operator could affect quantities that are particularly sensitive to the angular distribution, such as the emitted synchrotron radiation (Finken *et al.* 1990; Hoppe *et al.* 2018*b,a*). In order to quantify the differences we used the SYRUP code (Stahl *et al.* 2013) to calculate synchrotron spectra from the runaway electron distributions using the Fokker–Planck and Boltzmann operators, respectively, with a 5 T magnetic field. Figure 10 shows that in comparison with the Fokker–Planck operator, the Boltzmann collision operator leads to a spectrum with peak at a shorter wavelength. Again, we see that the difference is more pronounced at larger electric fields.

Another quantity which is highly sensitive to input parameters is the primary (Dreicer) growth rate, which in a fully ionized plasma varies exponentially with both the electric field normalized to the Dreicer field E_D and the effective charge (Connor & Hastie 1975). One may therefore expect that the differences between the Fokker–Planck and the Boltzmann operator are amplified in the Dreicer growth rate, which is verified in figure 11. Most notably, the partially screened collision operator reduces the Dreicer growth rate by several orders of magnitude compared to the completely screened case. In contrast, the Fokker–Planck and the Boltzmann operator exhibit a similar qualitative behaviour, with differences around tens of percent in most of the interval. Although significant, this growth rate difference between the two collision operators is small compared to uncertainties in both experimental parameters and the collision operator. As discussed in Sec. II, the latter is because the validity of the Born approximation breaks down at the low critical momenta obtained with the electric fields in figure 11. Consequently, the differences between the Fokker–Planck and the Boltzmann operator can not be regarded as practically relevant.

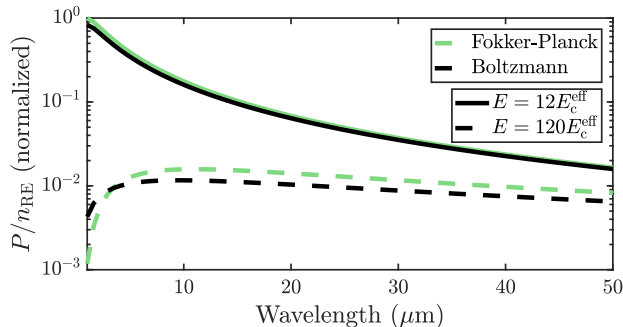


FIGURE 10. Synchrotron radiation spectra from the runaway electron distribution function, comparing the Boltzmann collision operator with the Fokker–Planck collision operator, in a magnetic field with strength $B = 5$ T. Both are normalized to the maximum value of the Fokker–Planck spectrum in the chosen wave length interval. As in figure 9, the distributions are taken from (a) $E = 12E_c^{\text{eff}}$ and (b) $E = 120E_c^{\text{eff}}$ in figure 8. The Boltzmann collision operator causes significantly stronger synchrotron emission than the Fokker–Planck operator, although the shape of the spectra are similar.

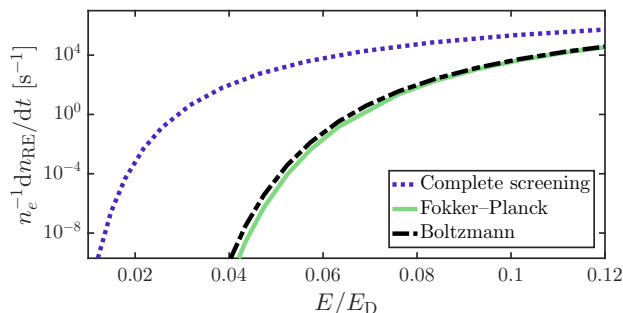


FIGURE 11. Steady-state primary growth rate as a function of the electric field normalized to the Dreicer field (calculated with the free electron density). Screening effects lead to significantly lower growth rates than the completely screened dotted blue line, but the Fokker–Planck operator (solid green) and Boltzmann operator (dash-dotted black) show a qualitatively similar behaviour. The simulation was done at $T = 10$ eV with a plasma composed of D and Ar^{1+} , where $n_D = 10^{20} \text{ m}^{-3}$ and $n_{\text{Ar}} = 4n_D$.

V. Conclusions

Collisions between fast electrons and partially ionized atoms are sensitive to the effect of screening. In this paper, we derived a collision operator accounting for the effect of partial screening. This generalization of the Fokker–Planck operator in a fully ionized plasma can be expressed as modifications to the deflection and slowing-down frequencies. To obtain these collision frequencies, we treated the interaction between fast electrons and partially ionized impurities quantum-mechanically in the Born approximation. We used DFT calculations to obtain the electron density distribution of the impurity ions, which determined the differential cross sections for elastic scattering. This allowed us to define an effective ion length scale, and we display these results in table 1 for the ion species that are most common in fusion experiments: helium, beryllium, carbon, nitrogen, neon, argon, xenon and tungsten. The results showed that a formula for this length scale based on the Thomas-Fermi model usually suffices for an accurate description of screening effects. However, the length scales derived from DFT give higher accuracy, especially for low electron momenta. Combined with a stopping-power description of inelastic scattering, this forms the generalized collision operator for fast electrons interacting with partially

ionized impurities.

Using the generalized collision operator, the runaway growth rate and energy spectrum were calculated. Unlike the completely screened description, screening effects lead to a stronger-than-linear electric-field dependence causing a significantly enhanced avalanche growth rate at high electric fields. This behaviour contrasts previous results (Putvinski *et al.* 1997), which predicted the growth rate to always be reduced compared to the completely screened limit. At weak electric fields, partial screening however reduces the avalanche growth rate by significantly enhancing the threshold field. In addition, we found that the exponentially decaying avalanche-dominated energy spectrum has an average energy that depends on the electric field. This energy is significantly lower than with complete screening, which is equivalent to a fully ionized plasma having the same effective charge.

Finally, we showed that the validity of the Fokker–Planck equation is less clearly satisfied for partially screened collisions than in the pure Coulomb case, due to the enhancement of large momentum transfers. Despite this, we found that the runaway energy and growth rate are well captured by a treatment based on the Fokker–Planck operator. The overall shape of the fast electron distribution is somewhat different in the more precise Boltzmann approach, but this has negligible effect on the integrated quantities such as the energy spectrum and runaway current. However, quantities which are highly sensitive to the angular distribution, such as synchrotron radiation, can be moderately affected in high-electric-field cases.

The authors are grateful to S Newton, G Wilkie and I Pusztai for fruitful discussions. This work was supported by the Swedish Research Council (Dnr. 2014-5510), the Knut and Alice Wallenberg Foundation and the European Research Council (ERC-2014-CoG grant 647121). The work has been carried out within the framework of the EUROfusion Consortium and has received funding from the Euratom research and training programme 2014-2018 under grant agreement No 633053. The views and opinions expressed herein do not necessarily reflect those of the European Commission.

Appendix A. Evaluating the terms in the collision operator with covariant notation

To obtain an explicit form of the collision operator in spherical coordinates $\{p, \theta, \phi\}$ where $\mathbf{p} = (p, 0, 0)$, we transform the expressions in equation (II.15) into an arbitrary coordinate system $\{\mathbf{e}^\mu\}$, where the moments are

$$\begin{aligned} \langle \Delta p^\mu \rangle_{ej} &= (\mathbf{e}^\mu \cdot \mathbf{e}_{L,j}) \Delta p_L^j \\ &= \frac{p^\mu}{p} \langle \Delta p_L^1 \rangle, \\ \langle \Delta p^\mu \Delta p^\nu \rangle_{ej} &= (\mathbf{e}^\mu \cdot \mathbf{e}_{L,\phi})(\mathbf{e}^\nu \cdot \mathbf{e}_{L,\sigma}) \Delta u_L^\phi \Delta u_L^\sigma \\ &= \left[\delta^{\mu\nu} - \frac{p^\mu p^\nu}{p^2} \right] \langle \Delta p_L^2 \Delta p_L^2 \rangle. \end{aligned} \tag{A 1}$$

We now wish to convert the expressions (A 1) into the coordinate basis $\{p, \theta, \phi\}$. In this system, the three-dimensional metric is

$$g_{\mu\nu} = \begin{pmatrix} 1 & 0 & 0 \\ 0 & p^2 & 0 \\ 0 & 0 & p^2 \sin^2 \theta \end{pmatrix}. \tag{A 2}$$

Note that to convert the expressions in equation (A 1) from a normalized basis into a coordinate basis, any contravector V^μ must be multiplied by a factor of the square root of the inverse metric: “ $\sqrt{g^{\mu\mu}}$ ” = $[1, 1/p, 1/(p \sin \theta)]^\mu$ and similarly for tensors. In covariant notation, the divergence can be written elegantly as

$$\nabla_\mu V^\mu = \frac{1}{\sqrt{g}} \partial_\mu (\sqrt{g} V^\mu), \quad (\text{A } 3)$$

where $\sqrt{g} = \sqrt{|\det(g_{\mu\nu})|} = p^2 \sin \theta$, while the second-order differential operator in the Fokker–Planck terms requires Christoffel symbols $\Gamma_{\mu\nu}^\rho = \frac{1}{2} g^{\rho\sigma} (\partial_\nu g_{\sigma\mu} + \partial_\mu g_{\sigma\nu} - \partial_\sigma g_{\mu\nu})$, according to

$$\nabla_\nu T^{\mu\nu} = \partial_\nu T^{\mu\nu} + \Gamma_{\nu\rho}^\mu T^{\rho\nu} + \Gamma_{\nu\rho}^\nu T^{\mu\rho}. \quad (\text{A } 4)$$

Thus,

$$C^{ej} = \frac{1}{\sqrt{g}} \partial_\mu (\sqrt{g} V^\mu), \quad (\text{A } 5)$$

$$V^\mu = -f_e \langle \Delta p^\mu \rangle_{ej} + \frac{1}{2} \left[\partial_\nu (f_e \langle \Delta p^\mu \Delta p^\nu \rangle_{ej}) + \Gamma_{\nu\rho}^\mu (f_e \langle \Delta p^\rho \Delta p^\nu \rangle_{ej}) + \Gamma_{\nu\rho}^\nu f_e \langle \Delta p^\mu \Delta p^\rho \rangle_{ej} \right], \quad (\text{A } 6)$$

and $\Gamma_{\mu\nu}^\rho$ has the following non-zero components:

$$\Gamma_{22}^1 = -p, \quad \Gamma_{33}^1 = -p \sin^2 \theta, \quad (\text{A } 7)$$

$$\Gamma_{21}^2 = 1/p, \quad \Gamma_{33}^2 = -\cos \theta \sin \theta, \quad (\text{A } 8)$$

$$\Gamma_{31}^3 = 1/p, \quad \Gamma_{32}^3 = \cot \theta. \quad (\text{A } 9)$$

This yields

$$V^1 = - \left[\langle \Delta p_L^1 \rangle_{ej} + \frac{1}{p} \langle \Delta p_L^2 \Delta p_L^2 \rangle_{ej} \right] f_e = 0, \quad (\text{A } 10)$$

$$V^2 = \frac{1}{2p^2} \langle \Delta p_L^2 \Delta p_L^2 \rangle_{ej} \partial_\theta f_e, \quad (\text{A } 11)$$

$$V^3 = \frac{1}{2p^2 \sin^2 \theta} \langle \Delta p_L^2 \Delta p_L^2 \rangle_{ej} \partial_\phi f_e. \quad (\text{A } 12)$$

Appendix B. General properties of the screening function: high-energy behaviour

Utilizing the fact that $F_j(q) \rightarrow 0$ for $q \gg 1$ and $F_j(q) \rightarrow N_{e,j}$ for $q \ll 1$, we can find a closed expression for $g_j(p)$ in the limit of large $y = 2p/\alpha = q/x$ which is then valid from mildly relativistic energies (if the transition from complete screening to full screening in the form factor is located around $y \sim 1 \Leftrightarrow p \sim 10^{-2}$). The screening function is defined as

$$\begin{aligned} g_j(p) &= \int_{1/\Lambda}^1 \left[|Z_j - F_j(q)|^2 - Z_{0,j}^2 \right] \frac{dx}{x} \\ &\approx \lim_{\Lambda \rightarrow \infty} \int_{y/\Lambda}^y \left\{ 2Z_j [N_{e,j} - F_j(q)] + F_j^2(q) - N_{e,j}^2 \right\} \frac{dq}{q}, \end{aligned} \quad (\text{B } 1)$$

For simplicity, we normalize the radial coordinate to the Bohr radius a_0 and the density such that $N_{e,j} = 4\pi \int r^2 \rho_{e,j}(r) dr$. The form factor (for a spherically averaged charge distribution) is then determined by

$$F_j(q) = 4\pi \int_0^\infty \rho_{e,j}(r) \frac{r}{q} \sin(qr) dr, \quad (\text{B } 2)$$

The first term of equation (B1) can be simplified using partial integration, and extending the remaining integral to infinity:

$$\begin{aligned} I_{1,j} &\equiv 2Z_j \int_{y/\Lambda}^y [N_{e,j} - F_j(q)] \frac{dq}{q} \\ &= 2Z_j \left(\left[\ln q [N_{e,j} - F_j(q)] \right]_{y/\Lambda}^y - \int_0^\infty \ln q F_j'(q) dq \right). \end{aligned} \quad (\text{B3})$$

Note that if the atom has a spherically symmetric potential, the mean dipole moment ($\propto \int d^3r \mathbf{r}n(\mathbf{r})$) vanishes (Landau & Lifshitz 1958), in which case the first derivative of the form factor vanishes identically for small arguments. Utilizing this fact for $F(y/\Lambda \ll 1) = N_{e,j}$ and $F_j(y \gg 1) = 0$, we obtain

$$\begin{aligned} I_{1,j} &= 2Z_j N_{e,j} \ln y + 8Z_j \pi \int_0^\infty \rho_{e,j}(r) r^2 dr \underbrace{\int_0^\infty \frac{\ln q}{q} \left(\cos(qr) - \frac{\sin(qr)}{qr} \right) dq}_{=\gamma_E - 1 + \hat{I}_{1,j}} \\ &= 2Z_j N_{e,j} (\ln y - 1 + \gamma_E + \hat{I}_{1,j}), \end{aligned} \quad (\text{B4})$$

where we used $4\pi \int r^2 \rho_{e,j}(r) dr = N_{e,j}$ and

$$\hat{I}_{1,j} \equiv \frac{4\pi}{N_{e,j}} \int_0^\infty \rho_{e,j}(r) r^2 \ln r dr. \quad (\text{B5})$$

Similarly, for the second term,

$$\begin{aligned} I_{2,j} &\equiv \int_{1/\Lambda}^1 \{F_j^2(q) - N_{e,j}^2\} \frac{dx}{x} \\ &= \left[\ln q [F_j(q)^2 - N_{e,j}^2] \right]_{y/\Lambda}^y - 2 \int_0^\infty \ln q F_j(q) F_j'(q) dq \\ &= -N_{e,j}^2 \ln y - (4\pi)^2 \int_0^\infty \rho_{e,j}(r) r^2 dr \int_0^\infty \rho_{e,j}(r_2) r_2^2 dr_2 \int_0^\infty 2 \frac{\ln q}{q} \frac{\sin(qr_2)}{qr_2} \left(\cos(qr) - \frac{\sin(qr)}{qr} \right) \\ &= -N_{e,j}^2 \ln y - (4\pi)^2 \int_0^\infty \rho_{e,j}(r) r^2 dr \int_0^\infty \rho_{e,j}(r_2) r_2^2 dr_2 \\ &\quad \times \left[\gamma_E - \frac{3}{2} + \frac{(r+r_2)^2}{4rr_2} \ln(r+r_2) - \frac{(r-r_2)^2}{4rr_2} \ln|r-r_2| \right. \\ &\quad \left. + \frac{(r^2-r_2^2)}{4rr_2} \ln \left(\frac{r+r_2}{|r-r_2|} \right) \left[\ln(r^2-r_2^2) + 2(\gamma_E - 1) \right] \right]. \end{aligned} \quad (\text{B6})$$

In the integrand, the first term is straightforward to integrate with $4\pi \int r^2 \rho_{e,j}(r) dr = N_{e,j}$, while the last term must vanish upon integration since it is antisymmetric in $r-r_2$, leaving

$$I_{2,j} = -N_{e,j}^2 \left(\ln y - \frac{3}{2} + \gamma_E + \hat{I}_{2,j} \right), \quad (\text{B7})$$

where

$$\begin{aligned} \hat{I}_{2,j} &\equiv \frac{(4\pi)^2}{4N_{e,j}^2} \int_0^\infty \int_0^\infty \rho_{e,j}(r) r \rho_{e,j}(r_2) r_2 \left[(r+r_2)^2 \ln(r+r_2) - (r-r_2)^2 \ln|r-r_2| \right] dr_2 dr \\ &= \frac{(4\pi)^2}{16N_{e,j}^2} \int_0^\infty ds \int_0^s dt (s^2 - t^2) \rho_{e,j}\left(\frac{s+t}{2}\right) \rho_{e,j}\left(\frac{s-t}{2}\right) \left[s^2 \ln s - t^2 \ln t \right]. \end{aligned} \quad (\text{B8})$$

Ion	\bar{a}_j	Ion	\bar{a}_j	Ion	\bar{a}_j	Ion	\bar{a}_j
He ⁰	173	N ⁰	135	Ar ⁰	96	Xe ¹⁺	65
He ¹⁺	123	N ¹⁺	115	Ar ¹⁺	90	Xe ²⁺	63
Be ⁰	159	N ²⁺	97	Ar ²⁺	84	Xe ³⁺	61
Be ¹⁺	114	N ³⁺	79	Ar ³⁺	78	W ⁰	59
Be ²⁺	67	N ⁴⁺	59	Ar ⁴⁺	72	W ³⁰⁺	33
Be ³⁺	59	N ⁵⁺	35	Ar ⁵⁺	65	W ⁴⁰⁺	25
C ⁰	144	N ⁶⁺	33	Ar ⁶⁺	59	W ⁵⁰⁺	18
C ¹⁺	118	Ne ⁰	111	Ar ⁷⁺	53	W ⁶⁰⁺	13
C ²⁺	95	Ne ¹⁺	100	Ar ⁸⁺	47		
C ³⁺	70	Ne ²⁺	90	Ar ⁹⁺	44		
C ⁴⁺	42	Ne ³⁺	80	Ar ¹⁰⁺	41		
C ⁵⁺	39	Ne ⁴⁺	71	Ar ¹¹⁺	38		
		Ne ⁵⁺	62	Ar ¹²⁺	35		
		Ne ⁶⁺	52	Ar ¹³⁺	32		
		Ne ⁷⁺	40	Ar ¹⁴⁺	27		
		Ne ⁸⁺	24	Ar ¹⁵⁺	21		
		Ne ⁹⁺	23	Ar ¹⁶⁺	13		
				Ar ¹⁷⁺	13		

TABLE 1. Values of the normalized effective length scale $\bar{a}_j = 2a_j/\alpha$ for different ion species. These values were obtained with equation (B 11) using electronic charge densities from DFT calculations.

Adding the terms of equation (B 1) together yields (using $2ZN_e - N_e^2 = Z^2 - Z_0^2$)

$$\begin{aligned}
 g_j(p) &= I_{1,j} + I_{2,j} \\
 &= (Z_j^2 - Z_{0,j}^2)[\ln(2p/\alpha) - 1 + \gamma_E] + 2Z_j N_{e,j} \hat{I}_{1,j} + N_{e,j}^2 \left(\frac{1}{2} - \hat{I}_{2,j} \right). \quad (\text{B 9})
 \end{aligned}$$

Hence, the screening function $g_j(p)$ grows logarithmically with momentum at high electron energies. This allows us to determine a_j so that the deflection frequency exactly matches the high-energy asymptote of the DFT results. Matching equation (B 9) with the high-energy asymptote of $g_j(p)$ from equation (II.24),

$$g_j(p) \sim (Z_j^2 - Z_{0,j}^2) \ln(p\bar{a}_j) - \frac{2}{3} N_{e,j}^2, \quad p\bar{a}_j \gg 1, \quad (\text{B 10})$$

we obtain

$$\bar{a}_j = \frac{2}{\alpha} \exp \left[\gamma_E - 1 + \frac{2Z_j \hat{I}_{1,j} + N_{e,j}(7/6 - \hat{I}_{2,j})}{Z_j + Z_{0,j}} \right]. \quad (\text{B 11})$$

The values of \bar{a}_j are given for many of the fusion-relevant ion species in table 1, of which the constants for argon and neon are illustrated in figure 2 as a function of Z_0 in solid line.

Appendix C. Partially screened avalanche-dominated runaway energy spectrum

We here generalize the derivation of the high electric field, avalanche-dominated distribution by Fülöp *et al.* (2006) to account for partially ionized impurities. In Fülöp *et al.* (2006), the kinetic equation is specialized to the case where $E \gg E_c$, which gives a narrow pitch-angle distribution where the majority of the runaway electrons populate the region $1 - \xi \ll 1$, which is used as an expansion parameter. Note however, that assuming fast pitch-angle dynamics (Lehtinen *et al.* 1999; Aleynikov & Breizman 2015) is invalid when $E \gg E_c^{\text{eff}}$, where E_c^{eff} is the effective critical field (Hesslow *et al.* 2018).

Neglecting how the avalanche source term affects the shape of the distribution, we solve the coupled equations given by the avalanche growth rate (III.1) and the kinetic equation. In the kinetic equation, we utilize $E \gg E_c^{\text{eff}}$ to replace the friction terms by E_c^{eff} in order to match the near-critical behaviour (Hesslow *et al.* 2018):

$$\begin{aligned} \tau_c \frac{\partial \bar{f}}{\partial t} = & \frac{\partial}{\partial p} \left[\underbrace{\left(-\frac{\xi E}{E_c} + p v_s + F_{\text{br}} + \frac{p \gamma}{\tau_{\text{syn}}} (1 - \xi^2) \right)}_{\sim E_c^{\text{eff}}/E_c} \bar{f} \right] \\ & + \frac{\partial}{\partial \xi} \left[(1 - \xi^2) \left(-\frac{1}{p} \frac{E}{E_c} \bar{f} + \frac{1}{2} v_D \frac{\partial \bar{f}}{\partial \xi} \right) - \underbrace{\frac{\xi(1 - \xi^2)}{\tau_{\text{syn}} \gamma} \bar{f}}_{\text{neglect}} \right] \end{aligned} \quad (\text{C1})$$

Here, $\bar{f} = p^2 f$, F_{br} describes bremsstrahlung losses and τ_{syn} is a measure of the synchrotron losses. Assuming that the distribution is narrow, $p_{\perp} \ll p_{\parallel} \simeq p$, so that $1 - \xi \ll 1$, we integrate equation (C1) over ξ . Together with equation (III.1), we obtain

$$\tau_c \Gamma(E) F + \frac{E - E_c^{\text{eff}}}{E_c} \frac{\partial F}{\partial p} = 0, \quad (\text{C2})$$

which has the solution

$$F(p, t) = n_{\text{RE}}(t) \frac{1}{p_0} e^{-p/p_0}, \quad (\text{C3})$$

where

$$p_0 = \frac{E - E_c^{\text{eff}}}{E_c \tau_c \Gamma(E)} = \frac{e}{m_e c} \frac{E - E_c^{\text{eff}}}{\Gamma(E)}.$$

Since $\Gamma \propto E - E_c^{\text{eff}}$ for $E/E_c^{\text{eff}} - 1 \ll 1$, the term E_c^{eff} ensures that $p_0 < \infty$ in the limit $E \rightarrow E_c^{\text{eff}}$. The average runaway momentum p_0 can alternatively be interpreted as an average energy since $p_0 \gg 1$ typically. Although p_0 only depends on the effective charge in the fully ionized case, the average momentum acquires a significant E -dependence in the presence of partially screened ions, as shown in figure 5.

REFERENCES

- ADAMO, C. & BARONE, V. 1999 Toward reliable density functional methods without adjustable parameters: The pbe0 model. *The Journal of Chemical Physics* **110** (13), 6158.
- AKAMA, H. 1970 Relativistic Boltzmann equation for plasmas. *Journal of the Physical Society of Japan* **28**, 478.
- ALEJNIKOV, P. & BREIZMAN, B. N. 2015 Theory of two threshold fields for relativistic runaway electrons. *Phys. Rev. Lett.* **114**, 155001.
- ALEJNIKOV, P. & BREIZMAN, B. N. 2017 Generation of runaway electrons during the thermal quench in tokamaks. *Nuclear Fusion* **57** (4), 046009.
- BARYSZ, M. & SADLEJ, A. J. 2001 Two-component methods of relativistic quantum chemistry:

- from the douglas–kroll approximation to the exact two-component formalism. *Journal of Molecular Structure: THEOCHEM* **573** (1), 181.
- BERGER, M., COURSEY, J., ZUCKER, M. & CHANG, J. 2005 ESTAR, PSTAR, and ASTAR: Computer programs for calculating stopping-power and range tables for electrons, protons, and helium ions. <http://physics.nist.gov/Star>, [accessed: 2018, April 6].
- BERGER, M. J., INOKUTI, M., ANDERSON, H. H., BICHSEL, H., DENNIS, J. A., POWERS, D., SELTZER, S. M. & TURNER, J. E. 1984 4. selection of mean excitation energies for elements. *Journal of the International Commission on Radiation Units and Measurements* **os19** (2), 22.
- BETHE, H. 1930 Zur theorie des durchgangs schneller korpuskularstrahlen durch materie. *Annalen der Physik* **397** (3), 325, (in German).
- BOOZER, A. H. 2015 Theory of runaway electrons in ITER: Equations, important parameters, and implications for mitigation. *Physics of Plasmas* **22** (3), 032504.
- BRAAMS, B. J. & KARNEY, C. F. F. 1989 Conductivity of a relativistic plasma. *Physics of Fluids B: Plasma Physics* **1** (7), 1355.
- BREIZMAN, B. & ALEYNIKOV, P. 2017 Kinetics of relativistic runaway electrons. *Nuclear Fusion* **57** (12), 125002.
- CERCIGNANI, C. & KREMER, G. M. 2002 Relativistic boltzmann equation. In *The Relativistic Boltzmann Equation: Theory and Applications*. Springer.
- CHIU, S., ROSENBLUTH, M., HARVEY, R. & CHAN, V. 1998 Fokker-planck simulations mylb of knock-on electron runaway avalanche and bursts in tokamaks. *Nuclear Fusion* **38** (11), 1711.
- CONNOR, J. & HASTIE, R. 1975 Relativistic limitations on runaway electrons. *Nuclear Fusion* **15**, 415.
- DOUGLAS, M. & KROLL, N. M. 1974 Quantum electro-dynamical corrections to the fine structure of helium. *Annals of Physics* **82** (1), 89.
- DREICER, H. 1959 Electron and ion runaway in a fully ionized gas. I. *Phys. Rev.* **115**, 238.
- DWYER, J. R. 2007 Relativistic breakdown in planetary atmospheres. *Physics of Plasmas* **14**, 042901.
- EMBRÉUS, O., STAHL, A. & FÜLÖP, T. 2018 On the relativistic large-angle electron collision operator for runaway avalanches in plasmas. *Journal of Plasma Physics* **84** (1), 905840102.
- ERIKSSON, L.-G., HELANDER, P., ANDERSSON, F., ANDERSON, D. & LISAK, M. 2004 Current dynamics during disruptions in large tokamaks. *Phys. Rev. Lett.* **92**, 205004.
- FINKEN, K. H., WATKINS, J. G., RUSBÜLDT, D., CORBETT, W. J., DIPPEL, K. H., GOEBEL, D. M. & MOYER, R. A. 1990 Observation of infrared synchrotron radiation from tokamak runaway electrons in textor. *Nuclear Fusion* **30** (5), 859.
- FRISCH, M. J., TRUCKS, G. W., SCHLEGEL, H. B., SCUSERIA, G. E., ROBB, M. A., CHEESEMAN, J. R., SCALMANI, G., BARONE, V., PETERSSON, G. A., NAKATSUJI, H., LI, X., CARICATO, M., MARENICH, A. V., BLOINO, J., JANESKO, B. G., GOMPERS, R., MENNUCCI, B., HRATCHIAN, H. P., ORTIZ, J. V., IZMAYLOV, A. F., SONNENBERG, J. L., WILLIAMS-YOUNG, D., DING, F., LIPPARINI, F., EGIDI, F., GOINGS, J., PENG, B., PETRONE, A., HENDERSON, T., RANASINGHE, D., ZAKRZEWSKI, V. G., GAO, J., REGA, N., ZHENG, G., LIANG, W., HADA, M., EHARA, M., TOYOTA, K., FUKUDA, R., HASEGAWA, J., ISHIDA, M., NAKAJIMA, T., HONDA, Y., KITAO, O., NAKAI, H., VREVEN, T., THROSSELL, K., MONTGOMERY, JR., J. A., PERALTA, J. E., OGLIARO, F., BEARPARK, M. J., HEYD, J. J., BROTHERS, E. N., KUDIN, K. N., STAROVEROV, V. N., KEITH, T. A., KOBAYASHI, R., NORMAND, J., RAGHAVACHARI, K., RENDELL, A. P., BURANT, J. C., IYENGAR, S. S., TOMASI, J., COSSI, M., MILLAM, J. M., KLENE, M., ADAMO, C., CAMMI, R., OCHTERSKI, J. W., MARTIN, R. L., MOROKUMA, K., FARKAS, O., FORESMAN, J. B. & FOX, D. J. 2016 Gaussian 16 Revision B.01. Gaussian Inc. Wallingford CT.
- FÜLÖP, T., POKOL, G., HELANDER, P. & LISAK, M. 2006 Destabilization of magnetosonic whistler waves by a relativistic runaway beam. *Physics of Plasmas* **13** (6), 062506.
- GULANS, A., KONTUR, S., MEISENBICHLER, C., NABOK, D., PAVONE, P., RIGAMONTI, S., SAGMEISTER, S., WERNER, U. & DRAXL, C. 2014 exciting: a full-potential all-electron package implementing density-functional theory and many-body perturbation theory. *Journal of Physics: Condensed Matter* **26** (36), 363202.

- HELANDER, P., ERIKSSON, L.-G. & ANDERSSON, F. 2002 Runaway acceleration during magnetic reconnection in tokamaks. *Plasma Physics and Controlled Fusion* **44**, B247.
- HELANDER, P. & SIGMAR, D. 2005 *Collisional Transport in Magnetized Plasmas*. Cambridge University Press.
- HESS, B. A. 1986 Relativistic electronic-structure calculations employing a two-component no-pair formalism with external-field projection operators. *Physical Review A* **33** (6), 3742.
- HESSLOW, L., EMBRÉUS, O., STAHL, A., DUBOIS, T. C., PAPP, G., NEWTON, S. L. & FÜLÖP, T. 2017 Effect of partially screened nuclei on fast-electron dynamics. *Phys. Rev. Lett.* **118**, 255001.
- HESSLOW, L., EMBRÉUS, O., WILKIE, G. J., PAPP, G. & FÜLÖP, T. 2018 Effect of partially ionized impurities and radiation on the effective critical electric field for runaway generation. *Plasma Physics and Controlled Fusion* **60** (7), 074010.
- HOLLMANN, E. M., ALEYNIKOV, P. B., FÜLÖP, T., HUMPHREYS, D. A., IZZO, V. A., LEHNEN, M., LUKASH, V. E., PAPP, G., PAUTASSO, G., SAINT-LAURENT, F. & SNIPES, J. A. 2015 Status of research toward the iter disruption mitigation system. *Physics of Plasmas* **22** (2), 021802.
- HOPPE, M., EMBRÉUS, O., PAZ-SOLDAN, C., MOYER, R. & FÜLÖP, T. 2018a Interpretation of runaway electron synchrotron and bremsstrahlung images. *Nuclear Fusion* **58** (8), 082001.
- HOPPE, M., EMBRÉUS, O., TINGUELY, R., GRANETZ, R., STAHL, A. & FÜLÖP, T. 2018b Soft: a synthetic synchrotron diagnostic for runaway electrons. *Nuclear Fusion* **58** (2), 026032.
- JACKSON, J. D. 1999 *Classical electrodynamics*. Wiley.
- JAYAKUMAR, R., FLEISCHMANN, H. & ZWEBEN, S. 1993 Collisional avalanche exponentiation of runaway electrons in electrified plasmas. *Physics Letters A* **172**, 447 – 451.
- KIRILLOV, V. D., TRUBNIKOV, B. A. & TRUSHIN, S. A. 1975 Role of impurities in anomalous plasma resistance. *Soviet Journal of Plasma Physics* **1**, 117.
- LANDAU, L. D. & LIFSHITZ, E. M. 1958 *Quantum mechanics: non-relativistic theory*. Pergamon Press.
- LANDREMAN, M., STAHL, A. & FÜLÖP, T. 2014 Numerical calculation of the runaway electron distribution function and associated synchrotron emission. *Computer Physics Communications* **185**, 847.
- LEHTINEN, N. G., BELL, T. F. & INAN, U. S. 1999 Monte carlo simulation of runaway mev electron breakdown with application to red sprites and terrestrial gamma ray flashes. *Journal of Geophysical Research: Space Physics* **104** (A11), 24699.
- MARTÍN-SOLÍS, J. R., LOARTE, A. & LEHNEN, M. 2015 Runaway electron dynamics in tokamak plasmas with high impurity content. *Physics of Plasmas* **22**, 092512.
- MOSHER, D. 1975 Interactions of relativistic electron beams with high atomic-number plasmas. *Physics of Fluids* **18**, 846.
- MOTT, N. F., MASSEY, H. S. W. & OTHERS 1965 *The theory of atomic collisions*, , vol. 35. Clarendon Press Oxford.
- PARKS, P. B., ROSENBLUTH, M. N. & PUTVINSKI, S. V. 1999 Avalanche runaway growth rate from a momentum-space orbit analysis. *Physics of Plasmas* **6** (6), 2523.
- PUTVINSKI, S., FUJISAWA, N., POST, D., PUTVINSKAYA, N., ROSENBLUTH, M. & WESLEY, J. 1997 Impurity fueling to terminate tokamak discharges. *Journal of Nuclear Materials* **241**, 316.
- REUX, C., PLYUSNIN, V., ALPER, B., ALVES, D., BAZYLEV, B., BELONOHY, E., BOBOC, A., BREZINSEK, S., COFFEY, I., DECKER, J., DREWELOW, P., DEVAUX, S., DE VRIES, P., FIL, A., GERASIMOV, S., GIACOMELLI, L., JACHMICH, S., KHILKEVITCH, E., KIPTILY, V., KOSLOWSKI, R., KRUEZI, U., LEHNEN, M., LUPELLI, I., LOMAS, P., MANZANARES, A., AGUILERA, A. M. D., MATTHEWS, G., MLYNÁŘ, J., NARDON, E., NILSSON, E., VON THUN, C. P., RICCARDO, V., SAINT-LAURENT, F., SHEVELEV, A., SIPS, G., SOZZI, C. & CONTRIBUTORS, J. 2015 Runaway electron beam generation and mitigation during disruptions at JET-ILW. *Nuclear Fusion* **55** (9), 093013.
- ROOS, B. O., LINDH, R., MALMQVIST, P.-Å., VERYAZOV, V. & WIDMARK, P.-O. 2004 Main group atoms and dimers studied with a new relativistic basis set. *The Journal of Physical Chemistry A* **108** (15), 2851.
- ROOS, B. O., LINDH, R., MALMQVIST, P.-Å., VERYAZOV, V. & WIDMARK, P.-O. 2005 New

- relativistic ano basis sets for transition metal atoms. *The Journal of Physical Chemistry A* **109** (29), 6575.
- ROSENBLUTH, M. & PUTVINSKI, S. 1997 Theory for avalanche of runaway electrons in tokamaks. *Nuclear Fusion* **37**, 1355–1362.
- ROSENBLUTH, M. N., MACDONALD, W. M. & JUDD, D. L. 1957 Fokker-planck equation for an inverse-square force. *Phys. Rev.* **107**, 1.
- SAUER, S. P., ODDERSHEDE, J. & SABIN, J. R. 2015 Chapter three - the mean excitation energy of atomic ions. In *Concepts of Mathematical Physics in Chemistry: A Tribute to Frank E. Harris - Part A, Advances in Quantum Chemistry*, vol. 71, p. 29. Academic Press.
- SMITH, H., HELANDER, P., ERIKSSON, L.-G., ANDERSON, D., LISAK, M. & ANDERSSON, F. 2006 Runaway electrons and the evolution of the plasma current in tokamak disruptions. *Physics of Plasmas* **13** (10), 102502.
- SOKOLOV, Y. 1979 "Multiplication" of accelerated electrons in a tokamak. *JETP Letters* **29**, 218–221.
- SOLODOV, A. A. & BETTI, R. 2008 Stopping power and range of energetic electrons in dense plasmas of fast-ignition fusion targets. *Physics of Plasmas* **15** (4), 042707.
- STAHL, A., EMBRÉUS, O., PAPP, G., LANDREMAN, M. & FÜLÖP, T. 2016 Kinetic modelling of runaway electrons in dynamic scenarios. *Nuclear Fusion* **56** (11), 112009.
- STAHL, A., LANDREMAN, M., PAPP, G., HOLLMANN, E. & FÜLÖP, T. 2013 Synchrotron radiation from a runaway electron distribution in tokamaks. *Physics of Plasmas* **20** (9), 093302.
- WESSON, J. 2011 *Tokamaks*, 4th edn. Oxford University Press.
- WIDMARK, P.-O., MALMQVIST, P.-Å. & ROOS, B. O. 1990 Density matrix averaged atomic natural orbital (ano) basis sets for correlated molecular wave functions. *Theoretica chimica acta* **77** (5), 291.
- WILSON, C. T. R. 1925 The acceleration of β -particles in strong electric fields such as those of thunderclouds. *Mathematical Proceedings of the Cambridge Philosophical Society* **22**, 534.
- ZHOGOLEV, V. & KONOVALOV, S. 2014 Characteristics of interaction of energetic electrons with heavy impurity ions in a tokamak plasma. *VANT or Problems of Atomic Sci. and Tech. series Thermonuclear Fusion* **37**, 71, (in Russian).