

Research Article

Cite this article: Azar Z, Backus A, Özyürek A (2020). Language contact does not drive gesture transfer: Heritage speakers maintain language specific gesture patterns in each language. *Bilingualism: Language and Cognition* **23**, 414–428. <https://doi.org/10.1017/S136672891900018X>

Received: 4 July 2018
Revised: 4 March 2019
Accepted: 16 March 2019
First published online: 30 April 2019

Key words:

gesture rate; bilingualism; language contact; Turkish; Dutch

Address for correspondence:

Zeynep Azar, Email: zeynep.azar@yahoo.com

Language contact does not drive gesture transfer: Heritage speakers maintain language specific gesture patterns in each language

Zeynep Azar, Ad Backus and Aslı Özyürek

Radboud University Nijmegen; Tilburg University and Radboud University Nijmegen Max Planck Institute for Psycholinguistics Donders Institute for Brain, Cognition and Behaviour

This paper investigates whether there are changes in gesture rate when speakers of two languages with different gesture rates (Turkish-high gesture; Dutch-low gesture) come into daily contact. We analyzed gestures produced by second-generation heritage speakers of Turkish in the Netherlands in each language, comparing them to monolingual baselines. We did not find differences between bilingual and monolingual speakers, possibly because bilinguals were proficient in both languages and used them frequently – in line with a usage-based approach to language. However, bilinguals produced more deictic gestures than monolinguals in both Turkish and Dutch, which we interpret as a bilingual strategy. Deictic gestures may help organize discourse by placing entities in gesture space and help reduce the cognitive load associated with being bilingual, e.g., inhibition cost. Therefore, gesture rate does not necessarily change in contact situations but might be modulated by frequency of language use, proficiency, and cognitive factors related to being bilingual.

Introduction

Research on language contact, that is the interaction between different language communities, has provided extensive evidence for transfer of grammatical patterns from the majority language to the minority language (Argyri & Sorace, 2007; Backus, 2005; Demirçay, 2017; Daller, Treffers-Daller & Furman, 2011; Heine & Kuteva, 2005; Myers-Scotton, 2002), in addition to the more common patterns of lexical borrowing. However, previous studies have so far almost exclusively focused on the spoken modality, i.e., speech. Language production, nonetheless, is often multimodal and speakers tend to accompany their speech with gestures (Goldin-Meadow, 2003; McNeill, 1992), including speakers who are blind from birth (Iverson & Goldin-Meadow, 1997; Özçalışkan, Lucero & Goldin-Meadow, 2016). There is also growing evidence that gesture and speech form a single, integrated system (McNeill, 1992; Kendon, 2004; see Özyürek, 2017 for a review). Gestures convey lexical, syntactic and pragmatic information that is relevant to what is encoded in the speech they temporally overlap with (Alferink, 2015; Brown & Gullberg, 2008; Kendon, 2004; Kita & Özyürek, 2003; Krahmer & Swerts, 2007; Özçalışkan, 2016). Importantly, gestures differ cross-linguistically in terms of frequency and form (see Kita, 2009; Nicoladis, 2007; Özyürek, 2017 for review). Based on recurrent and frequent speech and gesture usage patterns within and across languages, some scholars have even argued for multimodal construction units in language within the tradition of Construction Grammar (CG). These constructions are symbolic units that comprise multiple channels of conceptualization and expression (e.g., Langacker, 2008; Zima, 2014; Kok & Cienki, 2016). Moreover, language input is multimodal (Clark & Estigarribia, 2011; Goldin-Meadow, 2013) and from early on, bilingual children are exposed to the gestural repertoire of the two languages they grow up speaking.

Given the tight links that have been observed between speech and gesture patterns, and the cross-linguistic variations in those patterns, it is an intriguing question whether and how gestures are influenced when two languages come into contact. Even though there is previous research on gesture production by second language (L2) learners with different proficiency levels in their first and second language (e.g., Aziz & Nicoladis, published online 18 June 2018; Gullberg, 2006; Nicoladis, Pika, Yin & Marentette, 2007; Sherman & Nicoladis, 2004), no study so far has investigated what happens to gestures when languages come into contact by speakers of a heritage /minority language who were born and raised in a majority language context. Heritage speakers are typically second-generation immigrants whose home language is a minority language. They usually acquire the minority language as their first language (L1) at home during early years and the majority language as their second language (L2) to which they have increasing exposure after starting (pre)school (Montrul & Polinsky, 2011; Polinsky & Kagan, 2007).

This paper aims to contribute to the literature by exploring possible changes in gesture rate in general and also as a function of different types of gestures in a language contact context.

© The Author(s) 2019. This is an Open Access article, distributed under the terms of the Creative Commons Attribution licence (<http://creativecommons.org/licenses/by/4.0/>), which permits unrestricted re-use, distribution, and reproduction in any medium, provided the original work is properly cited.

It investigates gestures as produced by second-generation Turkish heritage speakers in the Netherlands (born and raised in the Netherlands), comparing bilingual speakers' gesture production in both Turkish (relatively higher gesture rate language) and Dutch (relatively lower gesture rate language) to monolingual baselines in each language. Note that throughout the paper, we use 'monolingual' as an operational term to refer to participants who were raised monolingually (i.e., in Turkey for Turkish and Netherlands for Dutch) and spoke only one of the languages that we study, Turkish or Dutch. All participants in this study, both bilingual and monolingual speakers, reported to have knowledge of English to some extent. However, none of the participants grew up with English as an early first language and they were all exposed to English after the age of 10 in a classroom context.

There is overall a high level of attainment of both Turkish and Dutch in the Turkish community in the Netherlands (Backus, 2012). Heritage speakers are usually exposed to mainly Turkish at home and start to get exposed to Dutch as early as 4 years old when they start elementary school. The Turkish community in the Netherlands, albeit integrated to the Dutch culture, is also highly connected among themselves and they also have close ties to culture in Turkey and to their acquaintances and relatives who are still living there (i.e., through watching Turkish TV at home and frequent visits to Turkey etc.). Hence, heritage speakers of Turkish have frequent contact with both language communities throughout their lives. Bilingual speakers in this study have high proficiency in both Turkish and Dutch and use both languages regularly. Thus, gestures used by this population can reveal some insights about whether a) the gestures of the minority language adapt to those of the majority language or b) bilingual speakers maintain the language-specific gesture rates as they are proficient users in each language, and/or c) some cognitive factors such as the possible cognitive cost of inhibiting the task-irrelevant language can explain gesture use as bilinguals may exploit iconic and/or deictic gestures to help organize their speech and to help reduce cognitive load (Nicoladis, 2006, 2007; Nicoladis, Pika & Marentette, 2009).

Cross-linguistic differences in gesture

Gestures accompanying speech (i.e., co-speech gestures) can vary in form and function. For example, they may present images of physically present or absent concrete entities and/or actions (i.e., *ICONIC GESTURES*), locate physically non-present entities in gesture space (i.e., *ABSTRACT DEICTIC GESTURES*), point at physically present objects (i.e., *CONCRETE DEICTIC GESTURES*) or be simple and rapid hand movements which direct attention to the rhythmic peak of speech (i.e., *BEAT GESTURES*) (McNeill, 1992, 2006). Irrespective of their form, gestures are tightly linked to speech (Kita & Özyürek, 2003; McNeill, 1992; So, Kita & Goldin-Meadow, 2009); they convey relevant information to what is expressed in the parts of speech they overlap with (see Özyürek, 2017 for a review). Even though all types of gestures can be found in different languages, there are also systematic cross-linguistic differences in patterns of gestures (cf. Gullberg, 2012; Kita, 2009).

One of the most studied domains in relation to cross-linguistic differences in gesture patterns is expression of motion events due to cross-linguistic variation in the linguistic encoding of path and manner of those events (Talmy, 2000). For example, native speakers of English tend to conflate manner and path components of an event into a single clause in their speech (e.g., 'The boy ran

into the house'), while native speakers of Turkish tend to encode path information in the verb in the main clause and optionally express manner outside the verb in another subordinate clause e.g., *Oğlan (koşarak) eve girdi* 'The boy (by running) entered the house' (cf. Özçalışkan, 2016). Following speech patterns, native speakers of English tend to conflate manner and path components into a single gesture (e.g., moving fingers in rapid movements while moving them forward as if running) while native speakers of Turkish tend to produce separate gestures for manner (i.e., ran) and path (i.e., entered) (Kita & Özyürek, 2003; Özçalışkan, 2016; Özçalışkan & Slobin, 1999). Therefore, speakers show cross-linguistic variation with regard to the shape and form of gestures that accompany speech (see for further evidence: Brown & Gullberg, 2008; Kita & Özyürek, 2003; McNeill & Duncan, 2000; Özçalışkan, 2016; Özyürek, Kita, Allen, Brown, Furman & Ishizuka, 2008). Recently, similar gesture patterns have been found in a comparison of blind English and Turkish speakers' motion event descriptions, showing that these gesture patterns are shaped by language specific ways of encoding and packing semantic information rather than seeing or adopting to others' gesture patterns in the culture (Özçalışkan et al., 2016). These findings have been explained by the *INTERFACE THEORY* (Kita & Özyürek, 2003) which postulates interactions between gesture and spoken language production where language-specific encoding and packaging of semantic information influence the form of gestures.

Cross-linguistic differences in gestures have also been found for spatial frames of reference, e.g., absolute frame of reference (e.g., north, south) versus relative frame of reference (e.g., right, left) (Kita & Özyürek, 2003; Levinson, 2003), spatial expression of time (Kita, 2009) and time metaphors (Bostan, Börütcene, Özcan & Göksun, 2016; Casasanto & Jasmin, 2012; Gu, Mol, Hoetjes & Swerts, 2017; Núñez & Sweetser, 2006).

Frequent and recurrent speech and gesture pairings, at different levels of semantic and syntactic encodings within and across languages, have also been used to argue for the existence of multimodal construction units. Such an argument postulates the existence of language-specific lexical and syntactic multimodal constructions that are entrenched symbolic units in line with a usage-based approach to language. For example, in Turkish, expressions that encode manner and path would exist as separate symbolic units co-occurring with verbs and corresponding manner and path gestures; whereas, in English, both the manner and the path particle would constitute a symbolic unit together with conflated manner and path gestures (Zima, 2014).

Previous studies also point to differences in the *AMOUNT* of gestures per speech units across languages. For example, Italian culture has been suggested to be a high gesture culture (Efron, 1941; Kendon, 1992) while (British) English has been described as low gesture culture (Graham & Argyle, 1975). Direct comparisons of gesture rate, on the other hand, are rare in the literature. So (2010) for example showed that Mandarin speakers in mainland China gestured less than American English speakers, suggesting English is a relatively higher gesture culture than Mandarin-Chinese. In another study, Cavicchio and Kita (2013) found that Italian is a relatively higher gesture culture than British English.

Building upon previous research on this topic, here we focus on gesture rate as a measure to investigate to what extent gestures change as a result of language contact between speakers of two different languages, and whether contact can influence gesture rates in bilinguals. We should note that what gives rise to gesture

rate differences across languages is not well-understood as the differences might be linked to the specificity of the language at different levels (e.g., lexical, syntactic, information packaging, prosody or simply to the speech rate itself). It is beyond the scope and the ambition of this paper to account for the differences in gesture rate in the languages we study. We do, however, present some speculations in the discussion section about the link between gesture rate and type of languages we study.

Gestures and bilingualism

Few previous studies have investigated what happens to different types of gestures when speakers regularly use more than one language – especially when the two languages differ in their gesture rates. Even though such a question has not been asked for bilinguals growing in language contact situations before, most of the earlier work on bilingual gestures focused on second language learning and the amount of gestures in relation to language proficiency and dominance in L2 speakers (e.g., Gullberg, 1998, 2006; Pika, Nicoladis & Marentette, 2006; Sherman & Nicoladis, 2004) and has produced some mixed results.

Some of the previous studies investigated whether bilinguals use more gestures in their weaker second language (L2) than in their stronger first language (L1) as a possible learner's strategy, comparing gesture rate in the L1 to the gesture rate in the L2. It has been found that bilingual adults use abstract deictic gestures more often with their L2 than with their L1 (e.g., Gullberg, 1998; Marcos, 1979; Sherman & Nicoladis, 2004). As for iconic gestures, some studies found no difference across L1 and L2 with regard to gesture rate (Sherman & Nicoladis, 2004) while some found more iconic gestures in the L1 (Gullberg, 1998). In the light of these findings, it has been suggested that iconic and abstract deictic gestures (henceforth, we refer to abstract deictics when we mention deictics) might be related to speech in different ways (Gullberg, 2013; Nicoladis, Mayberry & Genesee, 1999; Sherman & Nicoladis, 2004). Deictic gestures have been suggested to co-occur with grammatical or discourse organizational difficulties. Gullberg (1998) for example suggest that speakers may use deictic gestures when they have problems with expressing tense, using deictic gestures to help indicate the sequence of events by mapping them out spatially (Gullberg, 1998). Deictic gestures can also help with discourse organization by allocating a specific gesture space to referents, for example, and by referring back to those spaces the next time the same referent is mentioned (Gullberg, 1998, 2006; Yoshioka, 2008). Iconic gestures, on the other hand, may emerge when speakers are trying to be particularly detailed or imagistic (Alibali, Kita & Young, 2000) and may be used to mediate difficult speech for the listener (Beattie & Shovelton, 2000; Sherman & Nicoladis, 2004).

Some other studies have focused on the effects of high vs. low rate of gesturing on bilingual gesture rate. Pika et al. (2006) found that English(L1)–Spanish and French(L1)–English bilinguals living in the English-speaking part of Canada produced more iconic gestures while speaking English compared to English monolingual speakers. This difference was not present for deictic gestures. The authors interpreted these findings as evidence for gesture rate transfer from higher-gesture language (Spanish and French) to lower-gesture language (English), assuming Spanish and French are both higher-gesture languages than English. Note, however, that the study did not have monolingual baselines for gesture rate in Spanish and French. Therefore, it is also possible that bilinguals might have gestured more than monolinguals overall rather

than transferring gesture rate. Such a trend was indeed shown by Nicoladis et al. (2009) who found no evidence for gesture rate transfer for English–French bilingual children in Canada even though bilingual children tended to use more iconic gestures than monolingual comparison groups while speaking in both English and French. The authors suggested that bilinguals have more “choices” for how to package verbal messages compared to monolinguals, and bilinguals may gesture more than monolinguals which will help them hold information in memory while they search for how to package their message.

Smithson, Nicoladis and Marentette (2011) on the other hand did not find differences for iconic gestures in English between monolingual and bilingual children living in Canada (Chinese–English and French–English bilinguals) which they interpreted as “bilingualism alone does not lead to a higher gesture rate” (p. 342). The study, however, again did not have monolingual baselines either for French or Chinese, which makes it difficult to evaluate whether the authors' proposition is generalizable to the other language of bilinguals.

Collapsing iconic and deictic gestures into one category, REPRESENTATIONAL GESTURES, So (2010) compared the gesture rate of Chinese–English bilingual speakers in Singapore, where English is taught in schools from early on, to the gesture rate in monolingual Mandarin-Chinese and in monolingual US English speakers. So found higher gesture rate in monolingual English than in monolingual Chinese. Even though bilingual speakers' gesture rate was not different from the monolingual baseline while speaking in English, they produced more gestures than the monolingual baseline while speaking in Chinese. Based on those findings, So argued that gesture rate for representational gestures was more likely to be transferred from the relatively higher gesture language (i.e., English) to the relatively lower gesture language (i.e., Chinese) than the other way around. No transfer effect was found for non-representational gestures, i.e., gestures that do not bear semantic relations to their referent (for example *beat gestures* that direct attention to the rhythmic peak of speech, McNeill, 1992, 2006). So, therefore, concluded that representational gestures were more likely to be transferred than non-representational gestures.

In a more recent study, Cavicchio and Kita (2013) investigated the gesture rate of Italian–English bilinguals, some of whom were living in Italy and some in the UK. They found higher gesture rate in monolingual Italian than in monolingual English speakers. Unlike the findings from Pika et al. (2006) and So (2010), Cavicchio and Kita did not find evidence for gesture rate transfer. Instead, bilingual speakers maintained the cross-cultural differences in gesture rate. Note that Cavicchio and Kita did not differentiate between different types of gestures (e.g., differentiating between iconic versus deictic gestures as in Pika et al. or representational versus non-representational gestures as in So). If representational gestures are indeed more likely to be transferred than non-representational gestures (So, 2010), the lack of gesture rate transfer in Cavicchio and Kita might have been conflated by collapsing all types of gestures together in the analysis.

Overall, the mixed findings in the literature make it hard to draw strong conclusion regarding whether gesture rate is transferred or not. Also, due to the absence of monolingual comparison groups in most of the published studies, it is hard to tease apart the effects of being bilingual in general versus proficiency on gesture rate. Previous studies have not provided an explanation for a mechanism for adaptations of gesture rates from one language pattern to another, either (e.g., from high to low levels).

Finally, while some studies report general gesture rate, others focus on the rates of different gesture types such as iconics and deictics, which makes the comparison of findings across different populations difficult.

Present Study

The purpose of this study is to explore what happens to gesture rate when one relatively higher-gesture language (as minority language) comes into contact with a relatively lower-gesture language (as majority language) and whether gesture rate is more likely to be transferred for some gesture categories than others (i.e., iconic versus deictic). To answer those questions, we study gestures of Turkish–Dutch bilingual speakers in the Netherlands (while speaking in both Turkish and Dutch) as well as gestures of monolingually raised speakers of Turkish in Turkey and monolingually raised speakers of Dutch in the Netherlands.

We also test if Turkish is indeed a higher gesture language than Dutch as Mediterranean cultures are usually found to be relatively higher gesture cultures (Barzini, 1964; Cavicchio & Kita, 2013; Kendon, 1992; Scheflen, 1972) even though the reasons for this are not clear. We expected Turkish monolinguals to produce more gestures than Dutch monolingual speakers, as previous studies usually found gesture rate to be higher in Mediterranean area than that in North Europe (Barzini, 1964; Cavicchio & Kita, 2013; Kendon, 1992; Scheflen, 1972). However, we acknowledge that the reasons for cross-linguistic differences in gesture rate are not completely understood and therefore we do not have clear predictions about the status of iconic versus deictic gesture rate.

As for the bilingual gesture rate, one possibility is that bilingual speakers will transfer gesture rate due to daily contact between the Turkish and Dutch speaking communities, as speakers are known to adjust their gestures according to their interlocutors: for example, due to a mimicking strategy (Holler & Wilkin, 2011). Bilinguals may reduce gesture rate in their higher gesture language, Turkish, as an adaptation to the lower gesture rate of the majority language, Dutch, due to everyday contact with Dutch speakers. These predictions would derive from an account that considers social factors influencing gesture production.

An alternative prediction, based on usage-based accounts, is that gesture rates should not differ between monolinguals and bilinguals considering that the speakers in this study have been frequently exposed to each language from very early on in their lives and are proficient in each language.

A third possibility is that bilinguals will have higher gesture rates than either monolingual group. This prediction is based on previous literature that has suggested that bilinguals activate their two languages simultaneously (Broersma, Carter & Acheson, 2016; Grosjean, 2001) and inhibiting the task-irrelevant language might induce cognitive cost (Sorace & Serratrice, 2009). In that case, bilinguals may exploit iconic and/or deictic gestures to help organize their speech and to reduce cognitive load, a pattern that has been suggested to be in place for monolingual speakers (Alibali & DiRusso, 1999; Goldin-Meadow, 2001; Goldin-Meadow, Nusbaum, Kelly & Wagner, 2001; Wagner, Nusbaum & Goldin-Meadow, 2004) (see Nicoladis, 2006, 2007; Nicoladis et al., 2009 for a similar discussion about bilingual gestures).

We contribute to existing literature on bilingualism as well as multimodal language production in following ways. First, we provide gesture rate data from a novel language pair in the domain of

bilingual gestures, i.e., Turkish and Dutch. Second, we study a different population of bilinguals from those studied earlier. Bilingual participants in this study were early learners and highly proficient in the L2. Therefore, they are different from previously studied speakers who started learning their L2 at a later stage and mostly had weaker proficiency in their L2 than in their L1. The advantage of studying such a population is that the gesture rate in each language is less likely to be modulated by language dominance. Furthermore, speakers growing up with both languages and cultures have had enough exposure to each culture to test whether some accommodation of gesture rate can take place from minority to majority languages or vice-versa.

Finally, going beyond previous research on gesture rate transfer, we situate our predictions on cognitive and social mechanisms that might modulate speech and gesture production.

Participants

Twenty heritage speakers of Turkish studying in Nijmegen, the Netherlands (14 females; $M_{age} = 23.3$, $SD = 2.95$), twenty monolingually raised Turkish speakers studying in Istanbul, Turkey (17 females; $M_{age} = 22.2$, $SD = 1.75$) and twenty monolingually raised Dutch speakers studying in Nijmegen, the Netherlands (14 females; $M_{age} = 21.5$, $SD = 2.73$) participated in the study in return for payment or course credit. All heritage speakers were second-generation immigrants who were born and were raised in the Netherlands by first-generation parents, who themselves were first-generation immigrants who moved to the Netherlands from Turkey (Mean immigration age was $M_{age} = 15.9$, $SD = 5.12$ for the mothers and $M_{age} = 19$, $SD = 7.24$ for the fathers). When the participants in this study were born, the mothers on average had already lived in the Netherlands for 9.2 years ($SD = 6.66$) and fathers for 11.15 years ($SD = 7.46$).

The bilingual speakers acquired Turkish as their first language (L1) at home during early years and Dutch as their second language (L2) to which they have had increasing exposure after the age of 4. They also had an early exposure to some Dutch from their parents, who were themselves late learners of Dutch. The speakers are highly proficient in both languages – within and beyond their home situations – and use each language regularly on a daily basis. On a 5-point Likert scale, bilinguals rated the frequency of their current language use in various environments and with various interlocutors (1 = never; 2 = rarely; 3 = sometimes; 4 = most of the time; 5 = all the time) as well as their proficiency in both Turkish and Dutch (1 = native; 2 = native-like; 3 = advanced; 4 = intermediate 5 = beginner). The analysis on the ratings showed that bilinguals' self-rated frequency of language use for Turkish ($M = 2.43$, $SD = 0.92$) and Dutch ($M = 2.91$, $SD = 1.31$) was not significantly different, $\beta = -0.484$, $SE = 0.330$, $t\text{-value} = -1.465$. Bilinguals rated their overall proficiency in Turkish to be somewhere between native-like and advanced ($M = 2.40$), although the rating scores were even higher for Dutch ($M = 1.50$), $\beta = 0.900$, $SE = 0.15$, $t\text{-value} = 2.853$ (see Table C1 in Appendix C for the random effect structure of the analyses). Bilinguals also reported speaking mostly in Dutch at school and in Turkish at home with their parents while mostly mixing the two languages among Turkish speaking friends.

We used speech analysis software Praat (Boersma, 2001) to measure participants' articulation rate across both languages (number of syllables/time) for a 10 second speech sample from the elicited narratives (cf. De Jong & Wempe, 2009 for the script). The articulation rate of bilinguals in Dutch ($M = 4.42$, $SD = 0.57$)



Figure 1. Stills from the two video stimuli, kitchen video at the top and office video at the bottom

did not significantly differ from that of the monolingual baseline in Dutch ($M = 4.62$, $SD = 0.71$) ($\beta = 0.191$, $SE = 0.204$, $t\text{-value} = 0.934$). The comparison of articulation rate in Turkish did not show a significant difference between bilingual speakers ($M = 4.44$, $SD = 0.63$) and the monolingual baseline, either ($M = 4.81$, $SD = 0.55$) ($\beta = 0.375$, $SE = 0.188$, $t\text{-value} = 1.994$, $p = .053^1$).

Stimuli

We used two short silent videos (Azar, Backus & Özyürek, 2016, 2017) to elicit narratives. In one video, three women engaged in cooking activities (kitchen video, Perniss & Özyürek, 2015) and, in the other video, two women and a man engaged in office activities (office video). Figure 1 illustrates stills depicting different segments from each video. See Appendix A for a detailed list of events taking place in each video stimulus.

Procedure

Prior to the data collection session, participants were informed that the study was about language production without any mention of gestures and then they signed consent forms. Participants watched the two stimulus videos one by one on a computer screen and narrated what they had watched to an addressee after each video. The computer screen turned white after each video and stayed white during the narrations. The addressees were not confederates; there was a different addressee in each session; and they did not see the videos before or during the narrations. Addressees were instructed that they could ask clarification questions once the narrative was complete and they were going to answer two short written questions about each narrative. Once the instructions were given, the experimenter left the room and came back after each narrative with questions for the addressee. Speakers repeated the task once in Turkish with a Turkish monolingual addressee and once in Dutch with a Dutch monolingual addressee, with at least a two-week interval between the two sessions. Turkish monolingual addressees were recruited from

¹Linear mixed-effect models do not provide p values. With regard to t values, a rule of thumb is that the values greater than 2.00 can be considered significant. This method, however, is sensitive to sample size, being somewhat anti-conservative for smaller sample sizes (Luke, 2017). Since the t -value for Turkish here was very close to 2.00, we calculated p values from the t values obtained in the linear mixed effect model output. We treated the t values as they were drawn from a normal distribution, using the $pnorm$ function in R.

exchange university students from Turkey who were visiting the Netherlands for a semester abroad. The order of the two videos and the two language sessions was counterbalanced. All sessions were videotaped. Monolingual participants performed the task once.

Data coding

Data were transcribed and annotated using ELAN video annotation software (available online: <https://tla.mpi.nl/tools/tla-tools/elan/>) (Lausberg & Sloetjes, 2009). The data we present in this study were collected and annotated for a corpus of multimodal reference tracking by Turkish–Dutch bilinguals (in preparation). Meta-narratives such as commentaries about the characters were excluded from the corpus and the same exclusion criteria were used for all language and speaker groups.

First, the narratives were divided into clauses, units with a single subject argument and a single predicate (Berman & Slobin, 1994). Coordinated clauses were coded as separate clauses (e.g., ‘the man stood up and he walked to the bookshelf’ was coded as two clauses). Relative clauses that modified nouns (e.g., ‘the woman who was helping the man’) were not coded as separate clauses but as the modifier of the noun (in this case ‘who was helping the man’ was not coded as a separate clause). This was to make sure that the coding scheme was comparable across Turkish and Dutch (relative clauses are finite in Dutch but non-finite in Turkish).

Next, gesture strokes that co-occurred with any part of the speech clauses were identified. Stroke is the meaningful part of the gestural movement (Kendon, 2004; McNeill, 1992) as the expressive segments of the stream of manual production (Kita, van der Hulst & van Gijn, 1998). We categorized strokes into iconic, deictic and non-representational gestures (gestures that do not depict information about their referent). However, we analyze only iconic and deictic gestures as these two types of gestures show up most frequently in adult storytelling (McNeill, 1992) and they are more likely to be transferred by bilingual speakers (So, 2010). In total, 743 non-representational gestures were excluded from the analyses (185 in bilingual Turkish, 270 in monolingual Turkish, 155 in bilingual Dutch and 133 monolingual Dutch). The proportion of excluded gestures was similar across all speaker groups (15% for bilingual Turkish and monolingual Dutch and 16% for bilingual Dutch and monolingual Turkish).



Die is aan het roeren.
'That (she) is stirring.'

Figure 2. Bilingual speaker speaking in Dutch (left panel) is producing an iconic 'stirring' gesture, referring to the action performed by the woman who is standing in the stimulus video (right panel). Her gesture is temporally aligning with *roeren* 'stirring' in her speech.


ICONIC GESTURES represent images of actions and entities (McNeill, 1992). **Figure 2** illustrates an example of an iconic gesture. DEICTIC GESTURES are pointing motions that use spatial location to indicate discourse entities (e.g., Azar et al., 2017; Sherman & Nicoladis, 2004). They can be executed with an extended index finger, thumb or with all fingers extended. Deictic gestures in our data set are abstract pointing gestures that co-occurred with referents that were physically absent in the environment and they could refer to persons or the objects in the narratives. **Figure 3** illustrates an example of a deictic gesture.

A second coder coded around 13% of the gestures for reliability. The two coders had a high initial agreement for the presence of a stroke (84% for bilingual Turkish, 85% for monolingual Turkish, 87% for bilingual Dutch and 91% for monolingual Dutch); also a high agreement for the gesture type (iconic gestures, deictic gestures or other category of gestures). The two coders reached 100% agreement for the presence/ absence of a gesture stroke and the gesture type for each speaker group in a meeting where the initial discrepancies were discussed and resolved. **Table 1** summarizes the initial agreement values for gesture type coding.

Analyses

Table 2 summarizes the total and mean number of speech clauses that were produced by each speaker group.

Gesture rate is usually calculated in relation to speech based on either the number of clauses (So, 2010; Gullberg, 1998) or the number of (100) words (Cavicchio & Kita, 2013; Pika et al., 2006; Sherman & Nicoladis, 2004). We calculated gesture rate in relation to the number of speech clauses, as clause is considered to be an important processing unit for speech as well as for gesture production (Levelt, 1989, Kita, 2009; Kita & Özyürek, 2003). Additionally, we aimed to account for the structural differences between Turkish and Dutch, Turkish being an agglutinative language while Dutch is not. In most cases, the same event unit is expressed with fewer words in Turkish than in Dutch because Turkish uses suffixes to mark some information such as case marking which is mostly expressed with separate words in Dutch. For example, the event unit showing a man walking towards the bookshelf can be expressed with three words in Turkish (e.g., *Adam kitaplığa yürüdü* 'Man walked to the bookshelf'), but six words in Dutch (*De man liep naar de boekenkast*



O bayan kitaplığın başına geliyo.
'That woman comes by the bookshelf.'

Figure 3. Bilingual speaker speaking in Turkish (left panel) is producing a deictic gesture referring to the woman who is walking in the stimulus video (right panel). His gesture is temporally aligning with *o bayan* 'that woman' in his speech.

Table 1. Inter-rater reliability scores for gesture type coding

	Turkish		Dutch	
	Cohen's kappa	p-value	Cohen's kappa	p-value
Bilingual	.930	< .001	.910	< .001
Monolingual	.902	< .001	.869	< .001

'The man walked towards the bookshelf'). The same event unit, however, is expressed with one clause in each language. Therefore, while gesture rate that is calculated based on the number of words in speech would yield a higher gesture rate for Turkish (0.33) than for Dutch (0.17), calculating gesture rate per speech clause yields the same rate for both speaker groups, accounting for the cross-linguistic differences in morpho-syntax. Finally, subject and/or object arguments are usually dropped in Turkish but not in Dutch, therefore a word-based rate count would disadvantage Dutch gesture rate.

We performed linear mixed-effect models on the mean number of gestures per clause per participant (hence each participant contributing one data point for gesture rate) using *lmer* function from the *lme4* package (cf. Bates, Maechler, Bolker & Walker, 2015) in the software R, version 3.4.3. We simultaneously entered Language Type (Dutch versus Turkish) and Language Status (monolingual versus bilingual) as well as the interaction term of Language Type and Language Status as fixed effects in each analysis. Random intercepts for participants were also included in the analyses (see **Table C2** in Appendix C for the random effects structure of the gesture analyses). We first examined the overall gesture rate collapsing two types of gestures – as in Cavicchio and Kita (2013) and in So (2010) – so that we can compare our findings to those studies. Later, we performed separate analyses on iconic and deictic gestures (following Sherman & Nicoladis, 2004; Gullberg, 1998; Pika et al., 2006). Appendix B provides a detailed summary of the fixed effect structures for each gesture rate analysis.

Results

There were in total 4066 iconic and deictic gestures in the data set. **Table 3** summarizes the total and mean number of gestures per gesture type.

Table 2. Total and average number of speech clauses in Turkish and Dutch per speaker group (Standard Deviation)

	Turkish			Dutch		
	Total	Mean	(SD)	Total	Mean	(SD)
Bilingual	744	37.2	(10.5)	701	35.1	(9.3)
Monolingual	969	48.5	(11.0)	748	37.4	(10.3)

Table 3. Total and mean number gestures per gesture type category in Turkish and Dutch per speaker group (Standard Deviation)

	Turkish			Dutch		
	N	Mean	(SD)	N	Mean	(SD)
Bilingual						
total	1044	52.4	(23.6)	839	42.0	(21.6)
iconic	472	23.6	(13.3)	368	18.4	(11.4)
deictic	572	28.6	(12.3)	471	23.6	(12.3)
Monolingual						
total	1408	70.4	(21.8)	775	38.8	(22.9)
iconic	770	38.5	(15.0)	419	21.0	(14.7)
deictic	638	31.9	(10.6)	356	17.8	(10.5)

Overall gesture rate

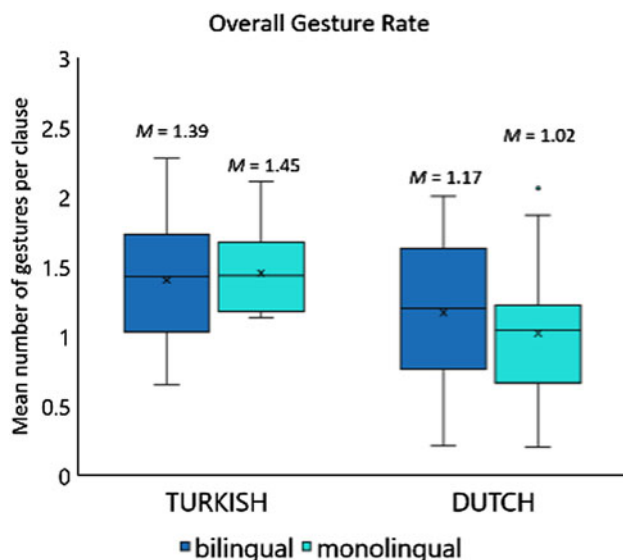
The analysis on overall gesture rate – i.e., the mean number of gestures per clause per participant – showed a significant main effect of Language Type ($\beta = 0.223$, $SE = 0.100$, $t\text{-value} = 2.227$), such that gesture rate was higher in Turkish than in Dutch. However, there was no significant main effect of Language Status ($\beta = -0.149$, $SE = 0.137$, $t\text{-value} = -1.090$) and no significant interaction between Language Type and Language Status ($\beta = 0.208$, $SE = 0.169$, $t\text{-value} = 1.228$). Figure 4 illustrates the overall gesture rate in Turkish and Dutch for monolingual and bilingual speakers.

Iconic gesture rate

The analysis on iconic gesture rate calculated as the total number of iconic gestures divided by total number of speech clauses returned a significant main effect of Language Type ($\beta = 0.110$, $SE = 0.044$, $t\text{-value} = 2.515$) such that iconic gesture rate was higher in Turkish than in Dutch. However, there was no significant main effect of Language Status ($\beta = 0.032$, $SE = 0.078$, $t\text{-value} = 0.414$) and there was no significant interaction between Language Type and Language Status ($\beta = 0.135$, $SE = 0.090$, $t\text{-value} = 1.503$). Figure 5 illustrates iconic gesture rate in Turkish and Dutch for monolingual and bilingual speakers.

Deictic gesture rate

The analysis on deictic gesture rate calculated as the total number of deictic gestures divided by total number of speech clauses did not return a significant main effect of Language Type ($\beta = 0.112$, $SE = 0.070$, $t\text{-value} = 1.608$) but a significant main effect of Language Status ($\beta = -0.181$, $SE = 0.085$, $t\text{-value} = -2.129$). There was, however, no significant interaction between Language Type and Language Status ($\beta = 0.073$, $SE = 0.110$,

**Figure 4.** Mean number of gestures per clause in Turkish and Dutch in bilingual and monolingual narratives (the number of iconic and deictic gestures collapsed)

$t\text{-value} = 0.664$). Figure 6 illustrates the deictic gesture rate in Turkish and Dutch for monolingual and bilingual speakers. Unlike the analysis on overall gesture rate and iconic gesture rate, we did not find a higher deictic gesture rate in Turkish than in Dutch. We will discuss possible explanations later, in the Discussion section.

Gesture rate and language measures

We explored whether there were significant correlations between bilingual gesture rate and bilinguals' self-rated language use, self-

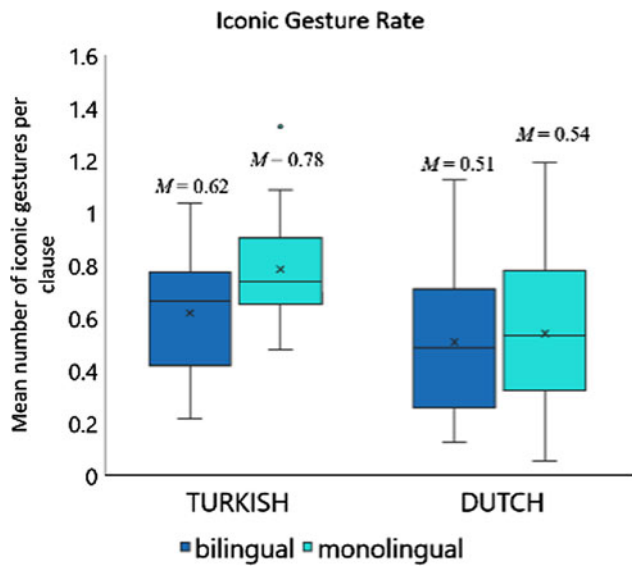


Figure 5. Mean number of iconic gestures per clause in Turkish and Dutch in bilingual and monolingual narratives

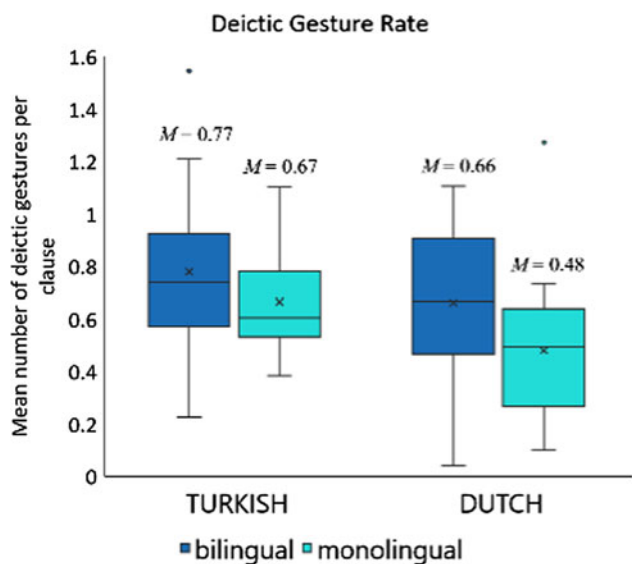


Figure 6. Mean number of deictic gestures per clause in Turkish and Dutch in bilingual and monolingual narratives

rated language proficiency and oral fluency calculated as the articulation rate. Correlations between gesture rate on the one hand and language proficiency and language use on the other hand were measured with Spearman correlation. The correlation between gesture rate and oral fluency rate was measured with Kendall's tau. Table 4 summarizes the correlation coefficients for iconic and deictic gestures by language group. None of the correlations was significant, $p > .05$, suggesting that the rate of iconic and deictic gestures that bilingual speakers produced was not related to their self-rated language use, self-rated language proficiency or their oral fluency.

Discussion

The purpose of this study was to examine what happens to gesture rate in language contact situations when a relatively higher gesture

Table 4. Relation between bilingual gesture rate and language measures

	Turkish		Dutch	
	Iconic	Deictic	Iconic	Deictic
proficiency	.122	.019	.223	.283
frequency of use	.293	-.178	.017	-.055
oral fluency	.105	.021	.021	-.137

rate language comes into contact with a relatively lower gesture language. Considering three alternative hypotheses (e.g., transfer of gesture rate, not transfer of gesture rate and an overall increase in gesture rate in each language as a general effect of bilingualism), we analyzed gesture rate of Turkish–Dutch bilinguals in the Netherlands, comparing bilingual patterns to a monolingual baseline in each language.

Overall gesture rate

We found that gesture rate was higher in Turkish than in Dutch and bilingual speakers overall did not differ from monolinguals in either language.

Findings for overall gesture rate suggested that bilingual speakers maintained the cross-linguistic differences in gesture rate and gestured more while speaking in Turkish than they did while speaking in Dutch, similar to the differences in the gesture rate in the monolingual baselines. Hence, we found no evidence for change in gesture rate in bilingual Turkish or bilingual Dutch compared to monolingual baselines, in line with those from Cavicchio and Kita (2013) but not with those from So (2010). These results show that speakers do not necessarily adapt their gesture rate to the dominant language in the society, as some social adaptation theories of gesture production such as mimicry would predict (e.g., Holler & Wilkin, 2011). This suggests that gesture rate might be tied to the act of speaking in a particular language, and gesture rate might be a convention that is possibly learned through socialization with each speaker community; especially with regard to the referential aspect of language, as the gestures we analyzed for gesture rate were produced during mentions of third-person references and the actions they performed.

We suggest that the reason why bilinguals maintain language specific gesture rates might be related to frequency and proficiency level of using each language, Turkish and Dutch, in the respective language community. Bilingual speakers in this study reported mainly speaking in Dutch at school and in Turkish at home with their parents, while mostly mixing the two languages among friends. Cavicchio and Kita (2013) reports this also being the case for the Italian–English bilinguals they studied who use one of their languages with mainly family and friends. We suggest that when the contexts in which each language is used are separated, as is the case for the bilinguals in this study, the gesture rate in each language is likely to be maintained. Bilingual speakers in So (2010), on the other hand, grew up in Singapore where multilingualism is a prominent feature of the society. So (2010) reports that English is recognized as the ‘working language’ in education and work in Singapore but does not seem to be the language of a particular social/cultural group.

Bilinguals in our study grew up speaking two languages and have had extensive exposure to both languages. They, therefore, have had the opportunity to acquire gesture patterns, including

gesture rate that is associated with each of their languages. Furthermore, bilingual speakers are highly proficient in each language without clear dominance in one, and they use each language regularly on a daily basis. It is possible that, due to high proficiency and frequent language use, bilinguals in this study are able to maintain gesture rate for each language. Such a proposal, i.e., that there is a relation between language proficiency and language use on the one hand and the maintenance of language-specific patterns on the other hand, is in line also with views of bilingual language production from a usage-based approach to language.

The usage-based approach proposes that the aspects of a language that are frequently used have strong and highly activated representation in the memory of an individual speaker, i.e., they are highly entrenched (Brooks & Tomasello, 1999; Bybee, 2006). Therefore, they are resistant to cross-linguistic influence (Backus, 2012). The possibility that gestures rate patterns might be entrenched would be in line with multimodal construction grammar approaches (Cienki, 2017; Steen & Turner, 2013; Zima, 2014). Based on those models, we speculate that certain speech-gesture constructions might be entrenched as a result of frequent multimodal use (Cienki, 2017; Steen & Turner, 2013; Zima, 2014), and if there are more entrenched multimodal units in one language than the other, this might result in gesture rate differences across languages. Proficient bilingual users who use each language frequently on a daily basis then would keep using multimodal constructions in each language and thus have similar gesture rates as the monolingual baseline. Note that these are, at the moment, speculations; and further research is needed to reveal at what level gesture rate might be tied to language (e.g., lexical, syntactic, and prosodic levels).

The findings we present here also support previous research showing that language and gesture are tightly linked in the relation to semantic and grammatical packaging of information in speech and gesture (Kita & Özyürek, 2003; Özyürek, 2017). This study shows that the gesture rate may also be tied to language specific constraints and, when both languages are proficiently experienced, the gesture patterns are maintained in contact situations. Therefore, gesture rate in language contact situations does not seem necessarily to adapt either to the higher gesture rate language as suggested earlier (cf. So, 2010) or to the majority language as has been often found for speech patterns in language contact situations (e.g., Montrul, 2004).

Recently, Aziz and Nicoladis (published online 18 June 2018) provided gesture rate data from English–French bilinguals which support that daily language usage and linguistic environment might have an effect on bilinguals' gesture use. They argue that when bilinguals do not regularly use their L2, they may have weaker accesses to the language and have problems with, for example, lexical access. This in turn may lead them to produce more iconic gestures in their L2 to aid lexical access. Even though we did not find an increase in iconic gestures in bilinguals, and bilinguals in our study did not have trouble accessing words in either language (i.e., high oral fluency which is comparable to the monolingual baselines), these results support our proposal that actual language use as well as language proficiency may indeed modulate the gesture use of bilinguals.

Gesture type

Even though we found higher gesture rate for iconic gestures in Turkish than in Dutch, we did not find an effect of language

type for deictic gestures. This suggests that the overall differences in gesture rate between Dutch and Turkish might be due to more frequent use of iconic gestures in Turkish than in Dutch. One possibility is that there are cross-language differences in iconic gesture rates due to differences in how information is packaged in speech (Brown & Gullberg, 2008; Gu et al., 2017; Kita & Özyürek, 2003; McNeill, 2000; Özçalışkan, 2016; Özyürek et al., 2008). For example, Turkish is a verb-framed and a pro-drop language which allows omission of arguments, both subject and object language (Azar, Backus & Özyürek, published online 19 September 2018; Enç, 1986; Küntay & Slobin, 1996) more than non-pro-drop Dutch which is also a satellite-framed language. Therefore, the utterances where the focus is on verbs are common in Turkish (Furman, Küntay & Özyürek, 2014) and more so than in Dutch. It is then plausible that gestures tend to align with verbs (as opposed to other parts of speech) in Turkish more than they do in Dutch. Considering verbs describing the stimuli we used would mainly refer to actions, iconic gestures that represent those actions then might be more likely to occur in Turkish narratives than in Dutch narratives (see Furman et al., 2014 for a similar claim for early appearance of iconic gestures for Turkish speaking children). Further research should test whether this is a plausible explanation. Much richer corpus data would be needed to study whether, in Turkish, verbs and iconic gestures co-occur more often than other parts of speech; and whether such co-occurrence happens more often in Turkish and in other verb-framed languages compared to satellite-framed languages.

As we pointed out in the introduction, why speakers of some languages gesture more than the speakers of other languages is beyond the scope of our study – as we are interested mostly in the adaptations on the patterns of gesture rate in language contact situation. However, it is plausible that, for the reasons we explained above, iconic gestures might be tied to a particular language to a greater extent than deictic gestures, and iconic gestures might be more linked to verbs that show more variation across languages.

We also found that bilingual speakers produced a higher number of deictic gestures, but not iconic gestures, per clause than monolingual speakers. This contrasts Pika et al. (2006), who observed greater rates of iconic gestures for bilinguals relative to monolinguals but found no difference in deictic gestures. They attributed their finding to gesture rate transfer from higher gesture languages (i.e., French and Spanish) to lower gesture language (i.e., English) but also recognized that effects of bilingualism could not be ruled out. We suggest that our findings actually point in the direction of that possibility: higher gesture rate by bilingual speakers as a general effect of bilingualism.

Most previous studies on bilingual gesture rate have found that bilinguals produce higher rates of deictic gestures in their L2 than in their L1. This has been largely interpreted as reflecting grammatical difficulties in the less dominant language (Gullberg, 1998; Marcos, 1979; Sherman & Nicoladis, 2004). Unlike previous research on L2 gestures, we did not find the increase in the deictic gestures to be modulated by the language type (L1 Turkish versus L2 Dutch), but we found an increase in both L1 Turkish and L2 Dutch.

In our case, we did find that it was deictic rather than iconic gestures that increased in bilinguals compared to monolinguals. This might be related to the fact that narrative production is a complex task that requires planning at both sentential and discourse level and the overall coherence between different characters and events has to be observed and ensured continuously

(Gullberg, 1998). Even though monolingual and bilingual speakers had the same task demands in this study, it is possible that bilingual speakers had the added demands of inhibiting the non-target language, which might have induced extra cognitive load for them (Sorace & Serratrice, 2009). It is possible that deictic gestures helped bilinguals organize discourse (Gullberg, 1998; 2006) and package their message more easily by means of locating characters, objects and action in gesture space (Nicoladis, 2006, 2007), therefore reducing the cognitive load by externalizing the characters on to gesture space.

Even though we found an increase in the deictic gesture rate in bilinguals, we did not find differences between bilingual and monolingual speakers with regard to iconic gesture rate unlike some previous studies (Nicoladis et al., 2009). It has been previously suggested that iconic gestures may emerge when speakers are trying to be particularly detailed or imagistic (Alibali et al., 2000) and may be used to mediate difficult speech for the listener (Beattie & Shovelton, 2000; Sherman & Nicoladis, 2004). Iconic gestures have also been suggested to help accessing conceptual or linguistic information that has a visuospatial component (Hadar & Butterworth, 1997; Krauss & Hadar, 1999; McNeill, 1992; Wesp, Hesse, Keutmann & Wheaton, 2001) – therefore they are associated with difficulties in lexical retrieval more than other types of gestures. We suggest that we did not find an increase in bilinguals' iconic gestures compared to monolinguals because bilinguals were highly proficient in each language and their speech was as fluent as the monolingual speakers. Therefore, they probably did not need to exploit iconic gestures that might help them with the representations of events taking place in the stimulus videos.

Conclusion

We studied bilingual gesture use in a language contact situation and did not find evidence for gesture rate transfer between a high gesture and a low gesture language. We suggest that factors such as frequent and daily use of each language within the relevant speech community, Turkish and Dutch, and high proficiency in each language contribute to the maintenance of language-specific gesture rate. However, we found a seemingly general effect of bilingualism on gesture rate in the form of higher deictic gestures by bilinguals compared to monolingual baselines in each language. In the light of our findings, we suggest that bilinguals might have exploited gestures more than monolinguals as a mechanism to reduce cognitive load, suggesting bilingualism may influence gesture rate in other ways than gesture rate transfer.

Our findings suggest that when a minority language comes into contact with the majority language, gestures do not necessarily adapt to one of the languages. Rather, proficiency, frequency of language use and cognitive factors related to being bilingual seem to drive gesture patterns in language contact situations. Therefore, language and gesture go hand in hand not only across diverse languages but also in bilinguals where language use is frequent and the language is mastered with a high-level proficiency for each language – in line with usage-based approaches to language.

Acknowledgements. This research is funded by the Center for Language Studies, Radboud University Nijmegen, the Netherlands and partially by the Erasmus Staff Training grant granted to the first author by the International Office Radboud University. The Max Planck Institute for Psycholinguistics also provided technical support. We thank Dr. Ayşe Caner and Dr. Nihan Ketrez for providing the location and participants for the data collection in

Istanbul, Turkey. We also thank Dr. Pamela Perniss for the kitchen stimulus video and Dr. Kazuki Sekine for the gesture reliability coding. We are also grateful to Dr. Susanne Brouwer for her help with the R script.

References

- Alferink I (2015) Dimensions of convergence in bilingual speech and gesture. Ph.D. dissertation, Radboud University Nijmegen, the Netherlands. Utrecht: LOT. URL: http://www.lotpublications.nl/Documents/391_fulltext.pdf
- Alibali MW and DiRusso AA (1999) The function of gesture in learning to count: more than keeping track. *Cognitive Development* 14(1), 37–56. doi.org/10.1016/S0885-2014(99)80017-3.
- Alibali MW, Kita S and Young AJ (2000) Gesture and the process of speech production: We think, therefore we gesture. *Language and Cognitive Processes* 15, 569–613.
- Argyri E and Sorace A (2007) Crosslinguistic influence and language dominance in older bilingual children. *Bilingualism: Language and Cognition*, 77–99.
- Azar Z, Backus A and Özyürek A (2016) Pragmatic relativity: Gender and context affect the use of personal pronouns in discourse differentially across languages. In A Papafragou, D Grodner, D Mirman and J Trueswell (eds), *Proceedings of the 38th Annual Meeting of the Cognitive Science Society (CogSci 2016)*. Austin, TX: Cognitive Science Society, pp. 1295–1300.
- Azar Z, Backus A and Özyürek A (2017) Highly proficient bilinguals maintain language-specific pragmatic constraints on pronouns: Evidence from speech and gesture. In G Gunzelmann, A Howes, T Tenbrink and E Davelaar (eds), *Proceedings of the 39th Annual Conference of the Cognitive Science Society (CogSci 2017)*. Austin, TX: Cognitive Science Society, pp. 81–86.
- Azar Z, Backus A and Özyürek A (published online 19 September 2018) General and Language-Specific Factors Influence Reference Tracking in Speech and Gesture in Discourse. *Discourse Processes*, doi.org/10.1080/0163853X.2018.1519368.
- Aziz JR and Nicoladis E (published online 18 June 2018) “My French is rusty”: Proficiency and bilingual gesture use in a majority English community. *Bilingualism: Language and Cognition*, doi.org/10.1017/S1366728918000639.
- Backus A (2005) Codeswitching and language change: One thing leads to another? *International Journal of Bilingualism* 9(3 & 4), 307–340. doi.org/10.1177/13670069050090030101.
- Backus A (2012) Turkish as an immigrant language in Europe. In TK Bhatia and WC Ritchie (eds), *The handbook of bilingualism and multilingualism*, 2nd edition. Oxford: Blackwell, pp. 770–790.
- Barzini L (1964) *The Italians*. New York: Atheneum.
- Bates D, Maechler B, Bolker B and Walker S (2015) Fitting Linear Mixed-Effects Models Using lme4. *Journal of Statistical Software* 67(1).
- Beattie G and Shovelton H (2000) Iconic hand gestures and the predictability of words in context in spontaneous speech. *British Journal of Psychology* 91, 473–491.
- Berman RA and Slobin DI (1994) *Relating events in narrative: A crosslinguistic developmental study*. Hillsdale, NJ: Lawrence Erlbaum Associates.
- Boersma P (2001) Praat, a system for doing phonetics by computer. *Glott International* 5(9-10), 341–345.
- Broersma M, Carter D and Acheson DJ (2016) Cognate costs in bilingual speech production: Evidence from language switching. *Frontiers in Psychology* 7, 1461. doi:10.3389/fpsyg.2016.01461.
- Bostan İ, Börütcene A, Özcan O and Gökşun T (2016) Temporal expressions in speech and gesture. In A Papafragou, D Grodner, D Mirman and J Trueswell (eds), *Proceedings of the 38th Annual Meeting of the Cognitive Science Society (CogSci 2016)*. Austin, TX: Cognitive Science Society, pp. 1295–1300.
- Brooks P and Tomasello M (1999) How children constrain their argument structure constructions. *Language* 75, 720–738. doi:10.2307/417731.
- Brown A and Gullberg M (2008) Bidirectional crosslinguistic influence in L1-L2 encoding of manner in speech and gesture. *Studies in Second Language Acquisition* 30, 225–251.
- Bybee J (2006) From usage to grammar: The mind's response to repetition. *Language* 82(4), 711–733.

- Casasanto D and Jasmin K** (2012) The hands of time: Temporal gestures in English speakers. *Cognitive Linguistics* 23(4), 643–674. doi:10.1515/cog-2012-0020.
- Cavicchio F and Kita S** (2013) English/Italian bilinguals switch gesture parameters when they switch languages. *Proceedings of TiGeR*, 305–309.
- Cienki A** (2017) Utterance Construction Grammar (UCxG) and the variable multimodality of constructions. *Linguistics Vanguard* 3(1), doi:10.1515/lingvan-2016-0048.
- Clark EV and Estigarribia B** (2011) Using speech and gesture to inform young children about unfamiliar word meanings. *Gesture* 11, 1–23.
- Daller MH, Treffers-Daller J and Furman R** (2011) Transfer of conceptualisation patterns in bilinguals: the construal of motion events in Turkish and German. *Bilingualism: Language and Cognition* 14(1), 95–119. doi:10.1017/S1366728910000106.
- De Jong NH and Wempe T** (2009) Praat script to detect syllable nuclei and measure speech rate automatically. *Behavior Research Methods & Instrumentation* 41(2), 385–390.
- Demirçay D** (2017) *Connected languages: Effects of intensifying contact between Turkish and Dutch*. Ph.D. dissertation, Tilburg University, the Netherlands.
- Efron D** (1941) *Gesture and environment*. New York: Kings Crown Press.
- Enç M** (1986) Topic switching and pronominal subjects in Turkish. In DI Slobin and K Zimmer (eds), *Studies in Turkish linguistics*. Amsterdam: John Benjamins, pp. 195–209.
- Furman R, Küntay A and Özyürek A** (2014) Early language-specificity of children's event encoding in speech and gesture: Evidence from caused motion in Turkish. *Language, Cognition and Neuroscience* 29, 620–634. doi:10.1080/01690965.2013.824993.
- Goldin-Meadow S** (2001) Giving the mind a hand: The role of gesture in cognitive change. In J McClelland and RS Siegler (eds), *Mechanisms of cognitive development: Behavioral and neural perspectives*. Mahwah, NJ: Earlbaum Associates, pp. 5–31.
- Goldin-Meadow S** (2003) *The resilience of language: What gesture creation in deaf children can tell us about how all children learn language*. New York: Psychology Press.
- Goldin-Meadow S** (2013) How our gestures help us learn. In C Müller, A Cienki, E Fricke, SH Ladewig, D McNeill and S Teßendorf (eds), *Body-language-communication: An international handbook on multimodality in human interaction*. Berlin: De Gruyter Mouton, pp. 792–803.
- Goldin-Meadow S, Nusbaum H, Kelly SD and Wagner S** (2001) Explaining math: Gesturing lightens the load. *Psychological Science* 12(6), 516–522.
- Graham JA and Argyle M** (1975) A cross-cultural study of the communication of extraverbal meaning by gestures. *International Journal of Psychology* 10, 57–67.
- Grosjean F** (2001) The bilingual's language modes. In JL Nicol (ed), *One mind, two languages: Bilingual language processing*. Oxford: Blackwell, pp. 1–22.
- Gu Y, Mol L, Hoetjes M and Swerts M** (2017) Conceptual and lexical effects on gestures: the case of vertical spatial metaphors for time in Chinese. *Language, Cognition and Neuroscience*, doi:10.1080/23273798.2017.1283425.
- Gullberg M** (1998) *Gesture as a communication strategy in second language discourse: A study of learners of French and Swedish*. Lund: Lund University Press.
- Gullberg M** (2006) Handling discourse: Gestures, reference tracking, and communication strategies in early L2. *Language Learning* 56(1), 155–96.
- Gullberg M** (2012) Bilingualism and gesture. In Bhatia TK and Ritchie WC (eds), *The handbook of bilingualism and multilingualism*, 2nd rev. edition. Wiley-Blackwell, pp. 417–437.
- Hadar U and Butterworth B** (1997) Iconic gestures, imagery, and word retrieval in speech. *Semiotica* 115, 147–172.
- Heine B and Kuteva T** (2005) *Language contact and grammatical change*. Cambridge: Cambridge University Press.
- Holler J and Wilkin K** (2011) An experimental investigation of how addressee feedback affects co-speech gestures accompanying speakers' responses. *Journal of Pragmatics* 43, 3522–3536. doi:10.1016/j.pragma.2011.08.002.
- Iverson JM and Goldin-Meadow S** (1997) What's communication got to do with it? Gesture in children blind from birth. *Developmental Psychology* 33, 453–467.
- Kendon A** (1992) Some recent work from Italy on quotable gestures ('emblems'). *Journal of Linguistic Anthropology* 21, 72–93.
- Kendon A** (2004) *Gesture: Visible action as utterance*. Cambridge: Cambridge University Press.
- Kita S** (2009) Cross-cultural variation of speech accompanying gesture: a review. *Language and Cognitive Processes* 24(2), 145–167. doi.org/10.1080/01690960802586188.
- Kita S and Özyürek A** (2003) What does cross-linguistic variation in semantic coordination of speech and gesture reveal? Evidence for an interface representation of spatial thinking and speaking. *Journal of Memory & Language* 48, 16–32.
- Kita S, van der Hulst H and van Gijn I** (1998) Movement phases in signs and co-speech gestures, and their transcription by human coders. In I Wachsmuth and M Fröhlich (eds), *Gesture and sign language in human-computer interaction*. Berlin: Springer, pp. 23–35.
- Kok KI and Cienki A** (2016) Cognitive Grammar and gesture: Points of convergence, advances and challenges. *Cognitive Linguistics* 27, 67–100. doi:10.1515/cog-2015-0087.
- Krahmer EJ and Swerts MGJ** (2007) The effects of visual beats on prosodic prominence: Acoustic analyses, auditory perception and visual perception. *Journal of Memory and Language* 57(3), 396–414.
- Krauss RM and Hadar U** (1999) The role of speech-related arm/hand gestures in word retrieval. In R Campbell and L Messing (eds), *Gesture, speech, and sign*. Oxford: Oxford University Press, pp. 93–116.
- Langacker RW** (2008) Metaphoric gesture and cognitive linguistics. In A Cienki and C Müller (eds), *Metaphor and gesture*. Amsterdam: John Benjamins, 249–251.
- Lausberg H and Sloetjes H** (2009) Coding gestural behavior with the NEUROGES-ELAN system. *Behavior Research Methods, Instruments, & Computers* 41(3), 841–849. doi:10.3758/BRM.41.3.591.
- Levelt WJM** (1989) *Speaking: from intention of articulation*. Cambridge, MA: The MIT Press.
- Levinson SC** (2003) *Space in language and cognition: Exploration in cognitive diversity*. Cambridge: Cambridge University Press.
- Luke SG** (2017) Evaluating significance in linear mixed-effects models in R. *Behavior Research Methods* 49(4), 1494–1502. doi.org/10.3758/s13428-016-0809-y.
- Marcos LR** (1979) Nonverbal behavior and thought processing. *Archives of General Psychiatry* 36, 940–943.
- McNeill D** (1992) *Hand and mind: What gestures reveal about thought*. Chicago: Chicago University Press.
- McNeill D** (2006) Gesture and Communication. In K Brown (ed), *Encyclopedia of Language & Linguistics (Second Edition)*. Oxford: Elsevier, pp. 58–66.
- McNeill D and Duncan SD** (2000) Growth points in thinking-for-speaking. In McNeill D (ed), *Language and Gesture*. Cambridge: Cambridge University Press, pp. 141–161.
- Montrul S** (2004) Subject and object expression in Spanish heritage speakers: A case of morphosyntactic convergence. *Bilingualism: Language and Cognition* 7(2), 125–142. doi.org/10.1017/S1366728904001464.
- Montrul S and Polinsky M** (2011) Why not heritage speakers? *Linguistic Approaches to Bilingualism* 1(1), 58–62. doi.org/10.1075/lab.1.1.07mon.
- Myers-Scott CM** (2002) Frequency and intentionality in (un)marked choices in codeswitching: "This is a 24-hour country". *International Journal of Bilingualism* 6, 205–219.
- Nicoladis E** (2006) Cross-linguistic transfer in adjective-noun strings by preschool bilingual children. *Bilingualism: Language and Cognition* 9, 15–32.
- Nicoladis E** (2007) The effect of bilingualism on the use of manual gestures. *Applied Psycholinguistics* 28, 441–454.
- Nicoladis E, Pika S, Yin H and Marentette P** (2007) Gesture use in story recall by Chinese English bilinguals. *Applied Psycholinguistics* 28(4), 721–735.
- Nicoladis E, Mayberry R and Genesee F** (1999) Gesture and early bilingual development. *Developmental Psychology* 35, 514–526.
- Nicoladis E, Pika S and Marentette P** (2009) Do French-English bilingual children gesture more than monolingual children? *Journal of Psycholinguistic Research* 38, 573–585. doi:10.1007/s10936-009-9121-7
- Núñez RE and Sweetser E** (2006) With the future behind them: Convergent evidence from Aymara language and gesture in the crosslinguistic comparison of spatial construal of time. *Cognitive Science* 30, 401–450.

- Özçalışkan Ş** (2016) Do gestures follow speech in bilinguals' description of motion? *Bilingualism: Language and Cognition* **19**(3), 644–653.
- Özçalışkan Ş and Slobin DI** (1999) Learning 'how to search for the frog': Expression of manner of motion in English, Spanish and Turkish. In A Greenhill, H Littlefield and C Tano (eds), *Proceedings of the 23rd Boston University Conference on Language Development*. Somerville, MA: Cascadilla Press, pp. 541–552.
- Özçalışkan Ş, Lucero C and Goldin-Meadow S** (2016) Is Seeing Gesture Necessary to Gesture Like a Native Speaker? *Psychological Science* **27**(5), 737–747.
- Özyürek A** (2017) Function and processing of gesture in the context of language. In RB Church, MW Alibali and SD Kelly (eds), *Why gesture? How the hands function in speaking, thinking and communicating*. Amsterdam: John Benjamins Publishing, pp. 39–58.
- Özyürek A, Kita S, Allen S, Brown A, Furman R and Ishizuka T** (2008) Development of cross-linguistic variation in speech and gesture: motion events in English and Turkish. *Developmental Psychology* **44**(4), 1040–1054. doi:10.1037/0012-1649.44.4.1040.
- Perniss PM and Özyürek A** (2015) Visible cohesion: A comparison of reference tracking in sign, speech, and co-speech gesture. *Topics in Cognitive Science* **7**(1), 36–60.
- Pika S, Nicoladis E and Marentette P** (2006) A cross-cultural study on the use of gestures: Evidence for cross-linguistic transfer? *Bilingualism: Language and Cognition* **9**, 319–327.
- Polinsky M and Kagan O** (2007) Heritage languages: In the 'wild' and in the classroom. *Language and Linguistics Compass* **1**(5), 368–395.
- Schefflen AE** (1972) *Body language and the social order: Communication as behavioral control*. Englewood Cliffs, NJ: Prentice Hall.
- Sherman J and Nicoladis E** (2004) Gestures by advanced Spanish–English second-language learners. *Gesture* **4**, 143–156. doi.org/10.1075/gest.4.2.03she
- Smithson L, Nicoladis E and Marentette P** (2011) Bilingual children's gesture rate. *Gesture* **11**(3), 330–347. doi:10.1075/gest.11.3.04smi
- So WC** (2010) Cross-cultural transfer in gesture frequency in Chinese–English bilinguals. *Language and Cognitive Processes*, **25**(10), 1335–1353.
- So WC, Kita S and Goldin-Meadow S** (2009) Using the hands to identify who does what to whom: Gesture and speech go hand-in-hand. *Cognitive Science* **35**(1), 115–125.
- Sorace A and Serratrice L** (2009) Internal and external interfaces in bilingual language development: revisiting the processing vs. representation distinction. *The International Journal of Bilingualism* **13**(2), 195–210.
- Steen F and Turner M** (2013) Multimodal Construction Grammar. In Michael Borkent, Barbara Dancygier and Jennifer Hinnell (eds), *Language and the creative mind*. Stanford, CA: CSLI Publications, pp. 255–274.
- Talmy L** (2000) *Toward a cognitive semantics*. Cambridge, MIT Press.
- Wagner SM, Nusbaum H and Goldin-Meadow S** (2004) Probing the mental representation of gesture: Is handwaving spatial? *Journal of Memory and Language* **50**, 395–407.
- Wesp R, Hesse J, Keutmann D and Wheaton K** (2001) Gestures maintain spatial imagery. *American Journal of Psychology* **114**, 591–600.
- Zima E** (2014) English multimodal motion constructions. A construction grammar perspective. Studies van de BKL - Travaux du CBL - *Papers of the LSB*, Volume 8. <http://uahost.uantwerpen.be/linguist/SBKL/sbkl2013/Zim2013.pdf>

Appendix A. List of events in the stimulus videos

A1. Kitchen video

Characters in the video:

- Woman sitting at the table, closer to the camera (W1)
- Woman sitting at the table away from the camera (W2)
- Woman standing and cooking to the right (W3)

Table A1. Events/ state units in the kitchen video

1	W1 and W2 are sitting at a table.
2	W1 is slicing tomatoes.
3	W2 is slicing broccoli.
4	W3 is standing/ cooking in front of a stove.
5	W2 is putting the vegetables in a bowl.
6	W2 is now slicing mushrooms.
7	W1 is putting the tomatoes in a bowl.
8	W1 is now slicing a squash.
9	W3 is turning around.
10	W3 is pointing at the sliced vegetables.
11	W2 is passing the bowl to W3/ W3 takes the bowl.
12	W1 is now trying to open a jar.
13	W1 cannot open the jar.
14	W1 is passing the jar to W2/ W2 takes the jar.
15	W2 is trying to open the jar.
16	W2 is passing it back to W1/ W1 takes the jar.
17	W1 is trying to open the jar.
18	W1 cannot open the jar.
19	W1 is passing it to W2/ W2 takes the jar.
20	W2 is trying to open the jar.
21	W3 is turning around.
22	W3 is taking the jar.
23	W3 is opening the jar.
24	W3 is giving the jar to W1/ W1 takes the jar.

A2. Office video

Characters in the video:

- The woman working at a computer away from the camera (W1)
- The man sitting at a desk to the left (M)
- The woman sitting at the desk to the right (W2)

Table A2. Events/ state units in the office video

1	W1 and M are sitting in an office.
2	W1 is typing behind a computer.
3	M is sorting sheets of paper.
4	W2 enters the room.
5	M and W1 wave at W2
6	W2 is pulling a chair next to M.
7	W2 is sitting next to M.
8	W2 starts helping M with sorting.
9	W1 is receiving a text.
10	W1 is picking up her phone.
11	W1 is typing on her phone.
12	M and W2 are looking at W1.
13	M and W2 are shrugging their shoulder.
14	W2 is standing up.
15	W2 is pushing her chair back.
16	W2 is walking to the bookshelf.
17	W2 is looking through the bookshelf.
18	M is taking all the sheets.
19	M is walking to the bookshelf.
20	M is looking for a book through the bookshelf.
21	M drops the sheets/ the sheets scatter.
22	W1 is standing up / W1 helps with the sheets.
23	W1, M, W2 are picking up the sheets.
24	W1, M are giving the sheets to W2.
25	W2 is leaving the room.
26	M is picking a book from the shelf.
27	M is paging through it.
28	W1 is going back to working behind the computer.

Appendix B. Fixed effect structures of the statistical models

Table B. Results of the mixed-effect analyses for gesture rate

Fixed Effect	Estimate	SE	t-value
<i>Results of the mixed-effect analysis for overall gesture rate</i>			
Intercept	1.169	0.097	12.099*
Language Type	0.223	0.100	2.227*
Language Status	-0.149	0.137	-1.090
Language Type*Language Status	0.208	0.169	1.228
<i>Results of the mixed-effect analysis for iconic gesture rate</i>			
Intercept	0.507	0.055	9.159*
Language Type	0.110	0.044	2.515*
Language Status	0.032	0.078	0.414
Language Type*Language Status	0.135	0.090	1.503
<i>Results of the mixed-effect analysis for deictic gesture rate</i>			
Intercept	0.662	0.060	10.988*
Language Type	0.112	0.070	1.608
Language Status	-0.181	0.085	-2.129*
Language Type*Language Status	0.073	0.110	0.664

SE: Standard Error, (*) significant t-value ($p < .05$)

Appendix C. Random effect structures of the statistical models

Table C1. Specifications of the random effects in the mixed-effect analyses for language use and proficiency

Dependent variable	Random Effects			
	Group	Name	Variance	SD
Language use	Participant	Intercept	0.121	0.347
	Residual		1.092	1.045
Language proficiency	Participant	Intercept	0.050	0.224
	Residual		0.995	0.997

Table C2. Specifications of the random effects in the mixed-effect analyses for gesture rate

Dependent variable	Random Effects			
	Group	Name	Variance	SD
Overall gesture rate	Participant	Intercept	0.086	0.294
	Residual		0.100	0.317
Iconic Gesture rate	Participant	Intercept	0.042	0.205
	Residual		0.019	0.139
Deictic Gesture rate	Participant	Intercept	0.024	0.154
	Residual		0.049	0.221