

Supplement of SOIL, 5, 121–135, 2019  
<https://doi.org/10.5194/soil-5-121-2019-supplement>  
© Author(s) 2019. This work is distributed under  
the Creative Commons Attribution 4.0 License.



*Supplement of*

## **Microbial community responses determine how soil–atmosphere exchange of carbonyl sulfide, carbon monoxide, and nitric oxide responds to soil moisture**

**Thomas Behrendt et al.**

*Correspondence to:* Thomas Behrendt (tbehr@bgc-jena.mpg.de)

The copyright of individual parts of the supplement might differ from the CC BY 4.0 License.

1 **Supporting information**

2

3 **Additional Figures**

4

5

6

7

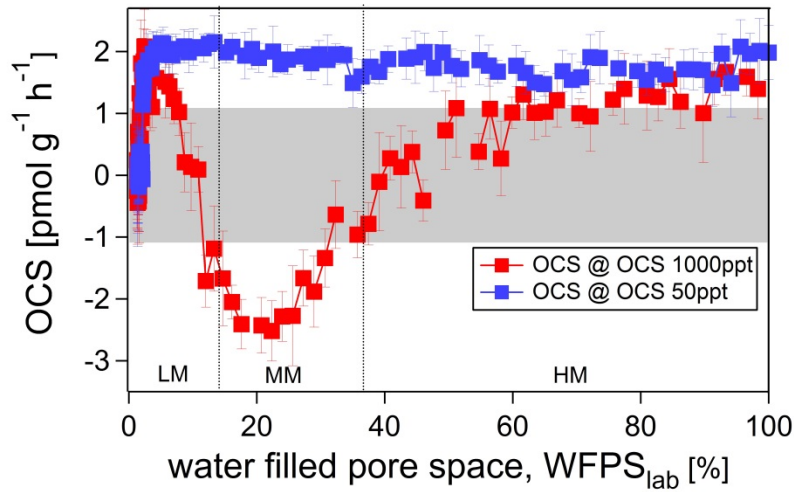
8

9

10

11

12



13 **S. 1** OCS exchange rates at OCS mixing ratio of 50 ppt (blue) and 1000 ppt OCS (red) are  
14 shown for the A1 soil sample from a mid-latitude corn field, Mainz, Germany, data are  
15 adapted from Bunk et al., submitted. Grey area represents threshold 1.09 to -1.09 pmol g<sup>-1</sup> h<sup>-1</sup>  
16 where no significant OCS exchange could be detected. LM, MM and HM indicate low,  
17 medium and high moisture range, respectively.

18

19

20

21

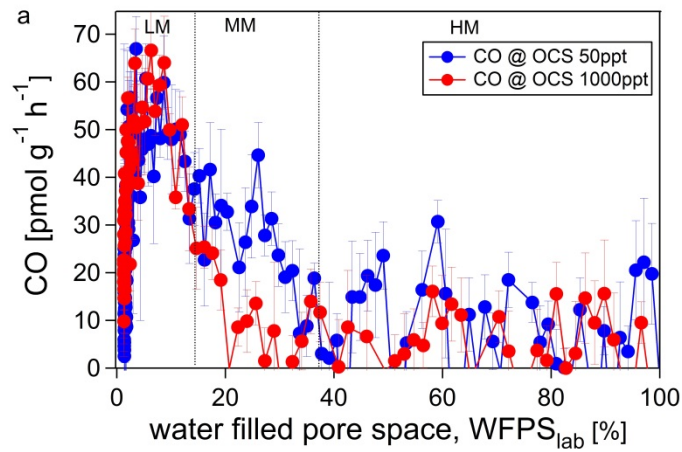
22

23

24

25

26



27

28

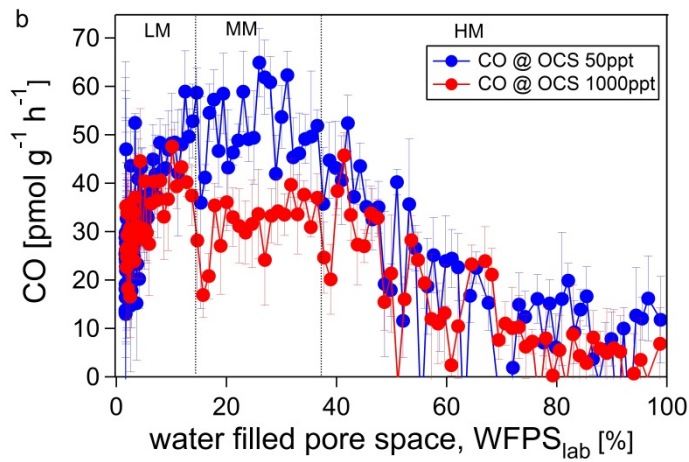
29

30

31

32

33



34

35

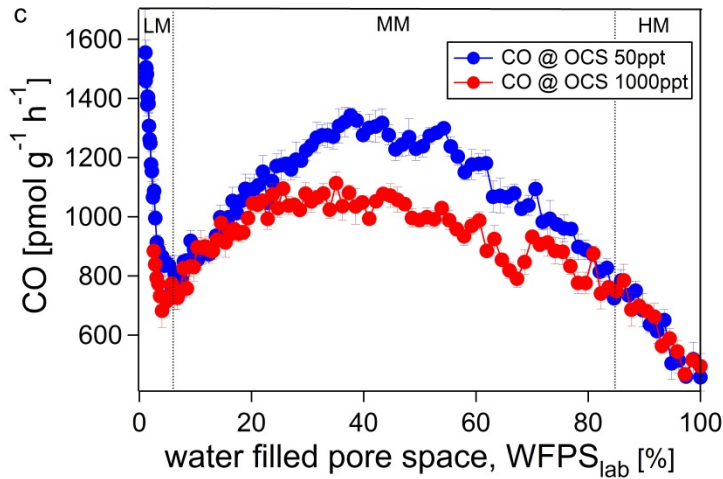
36

37

38

39

40



41 S. 2 CO exchange under different OCS fumigation for Mainz fresh (a), Mainz dry (b), and

42 Waldstein spruce (c)