

Supplement of Atmos. Chem. Phys., 21, 1105–1126, 2021  
<https://doi.org/10.5194/acp-21-1105-2021-supplement>  
© Author(s) 2021. This work is distributed under  
the Creative Commons Attribution 4.0 License.



*Supplement of*

## **Climate-driven chemistry and aerosol feedbacks in CMIP6 Earth system models**

**Gillian Thornhill et al.**

*Correspondence to:* William Collins ([w.collins@reading.ac.uk](mailto:w.collins@reading.ac.uk))

The copyright of individual parts of the supplement might differ from the CC BY 4.0 License.

## S1 Model information

Earth System Model	Species	Description of emission parameterisation (Dependence on wind, temperature, vegetation, soil moisture ...)	References
CNRM-ESM2-1	Sea Salt	Three particle size bins (boundaries of 0.03–0.5, 0.5–5, 5–20 µm)	(Michou et al 2020)
	Dust	Three particle size bins (boundaries of 0.01–1, 1–2.5, 2.5–20 µm)	(Nabat et al, 2015)
	DMS	DMS flux is monthly climatology derived from DMS ocean concentration of Kettle et al (1999)	(Kettle et al., 1999, Michou et al, 2020)
	Vegetation VOC and OC	Climatology of biogenic secondary organic aerosol is taken from (Dentener et al., 2006)	(Michou et al., 2020)
	Marine VOC and OC	None	
UKESM1	Sea Salt	Primary emissions of sea-salt aerosols are calculated using the bin-resolved, windspeed-dependent flux parameterization.	(Gong, 2003)
	Dust	Mineral dust is described by a sectional/bin approach with 6 bins from size 0.0316 µm to 31.6 µm. Dependent on the interactively simulated bare soil fraction and soil moisture. UKESM1 uses the JULES land-surface scheme with TRIFFID vegetation dynamics	(Clark et al., 2011; Woodward, 2001)
	DMS	DMS are simulated interactively by the ocean biogeochemistry component, MEDUSA. The air-sea flux of DMS to the atmosphere uses the scheme of Liss and Merlivat (1986).	(Anderson et al., 2001; Liss and Merlivat, 1986)

	Vegetation VOC and OC	Emissions of monoterpenes and isoprene are generated by the interactive vegetation scheme. Monoterpene emissions are dependent on PAR and temperature whilst isoprene emissions are linked to photosynthesis rates. Monoterpenes are oxidised to generate condensable secondary organic material with a 26% molar yield.	(Guenther, 1995a; Pacifico et al., 2011)
	Marine VOC and OC	The organic mass fraction of the emitted sea spray aerosol is calculated as a function of the biological productivity (based on surface chlorophyll-a), the 10 m windspeed and the sea-salt dry diameter. Surface chlorophyll is interactively simulated by the ocean biogeochemistry scheme (MEDUSA).	(Gantt et al., 2011, 2012; Yool et al., 2013)
<b>MIROC6</b>	Sea Salt	Wind speed	(Monahan, 1986)
	Dust	6 radii from 0.1 to 10 $\mu\text{m}$	
	DMS	Dependence on downward solar flux	(Takemura et al., 2000)
	Vegetation VOC and OC	Global Emissions Inventory Activity (GEIA)	(Guenther, 1995b)
	Marine VOC and OC	Dependence on chlorophyll	(Gantt et al., 2011, 2012)
<b>NorESM2</b>	Sea Salt	Modal description of sea-salt with 3 modes (number median dry radii of 0.048, 0.30 and 0.75 $\mu\text{m}$ ). Emissions depend on wind speed and sea-surface temperature.	(Kirkevåg et al., 2018; Salter et al., 2015)
	Dust	Modal description of mineral dust with 2 modes: accumulation and coarse (number mean dry radii of 1.59 and 2.0 $\mu\text{m}$ ). Refractive index of dust: $1.53+2.4e-3i$ . Emissions based on DEAD model. Fixed map of soil erodibility and clay content, interactive vegetation state: LAI and canopy height; soil moisture and wind speed.	(Kirkevåg et al., 2018; Zender et al., 2003)

	DMS	DMS ocean concentration calculated by the ocean biogeochemistry module iHAMOCC interactively, dependent on wind speed and temperature.	(Nightingale et al., 2000; Tjiputra et al., 2020)
	Vegetation VOC and OC	Emissions of monoterpenes and isoprene are generated interactively by the MEGAN algorithm within the Community Land Model (CLM5). Dependence on plant functional type, light, temperature, leaf age, LAI, soil moisture (only for isoprene), and CO2 concentration (only for isoprene). LAI is calculated online in the model.	(Guenther et al., 2012; Kirkevåg et al., 2018)
	Marine VOC and OC	Primary organic upper ocean concentrations are based on a monthly chlorofyl-a climatology.	(O'Dowd et al., 2008)
<b>GFDL-ESM4</b>	Sea Salt	Sea salt is described in 5 bins with the following radii (0.1-0.5, 0.5-1,1-2,2-5,5-10 um). Emissions depend on wind speed and are modulated by sea surface temperature.	(Jaeglé et al., 2011; Monahan et al. 1986)
	Dust	Bin/modal scheme. Dust optical properties are calculated for each size bin using a Mie scattering code, with refractive indices from Balkanski et al. (2007), assuming a 2.7% content of hematite.	(Evans et al., 2016; Ginoux et al., 2001)
	DMS	DMS emissions depend on wind speed, using a prescribed monthly climatology of DMS concentrations in surface sea water, using parameterization of Liss and Merlivat (1986).	(Chin et al., 2002; Lana et al., 2011)
	Vegetation VOC and OC	Emissions of isoprene and monoterpenes are calculated online in GFDL-ESM4 using the Model of Emissions of Gases and Aerosols from Nature (MEGAN; as a function of simulated air temperature and shortwave radiative fluxes.	(Guenther et al., 2006, 2012)
	Marine VOC and OC	Oceanic source of OA - dependence on wind speed.	(O'Dowd et al., 2004)
<b>GISS-E2-1</b>	Sea Salt	Temperature and wind speed	

	Dust	Clay particles with radii less than 1 $\mu\text{m}$ , while the three silt classes have radii between 1–2, 2–4, and 4–8 $\mu\text{m}$ , respectively.	(Ginoux et al., 2001; Miller et al., 2006)
	DMS	Dependent on wind speed and DMS concentration	(Koch et al., 1999; Liss and Merlivat, 1986)
	Vegetation VOC and OC	Isoprene parameterized using light availability, underlying vegetation and temperature. Terpenes do not change interannually, seasonality based on the ORCHIDEE model.	(Guenther, 1995b; Tsigaridis et al., 2005)
	Marine VOC and OC	None	
<b>CESM2-WACCM</b>	Sea Salt	Modal description of sea-salt with 3 modes (aitken, accumulation and coarse model). Emissions depend on wind speed and sea-surface temperature	(Liu et al., 2012)
	Dust	Modal description of mineral dust with 3 modes (aitken, accumulation and coarse model). Emissions depend on wind friction velocity, soil moisture, and vegetation/snow cover	(Albani et al., 2015)
	DMS	Prescribed emissions	(Kettle and Andreae, 2000)
	Vegetation VOC and OC	No direct emissions of OC  Vegetation VOC using MEGANv2.1 implementation in CLM as described in Guenther et al., 2012	(Guenther et al., 2012)
	Marine VOC and OC	No direct emissions of OC	(Emmons et al., 2020)

		Marine VOC are climatological emissions from ocean of CO, C2H6, C2H4, C3H8, C3H6 (see Fig. S1 of Emmons et al., 2020)	
--	--	---	--

**Table S1: Descriptions of model components**

<b>Model</b>	<b>piControl, abrupt-4xCO2</b>	<b>piClim-xx</b>
<b>CNRM-ESM2-1</b>	r1i1p1f2	r1i1p1f2
<b>UKESM1</b>	r1i1p1f2	r1i1p1f4
<b>MIROC6</b>	r1i1p1f1	r1i1p1f1 (piClim-control) r1i1p1f1(piClim-2x)
<b>NorESM2</b>	r1i1p1f1	r1i1p1f1
<b>GFDL-ESM4</b>	r1i1p1f1	r1i1p1f1
<b>GISS-E2-1</b>	r1i1p3f1	
<b>CESM2-WACCM</b>	r1i1p1f1	r1i2p1f1 (piClim-control) r1i1p1f1 (piClim-2x)

**Table S2: List of CMIP6 simulation variant numbers used in the analysis**

## S2 Figures in support of analysis in section 4 of the main text.

### S2.1 Dust

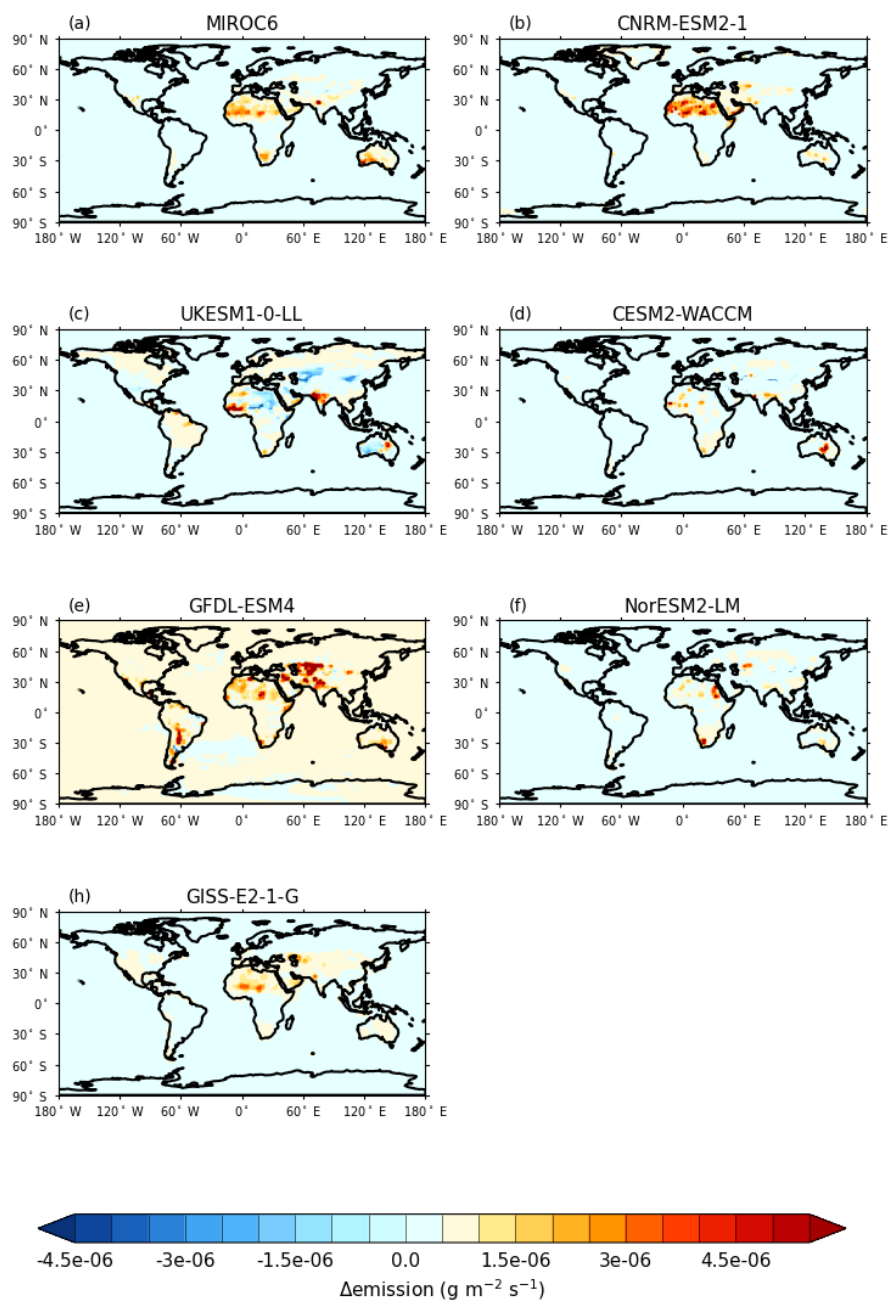
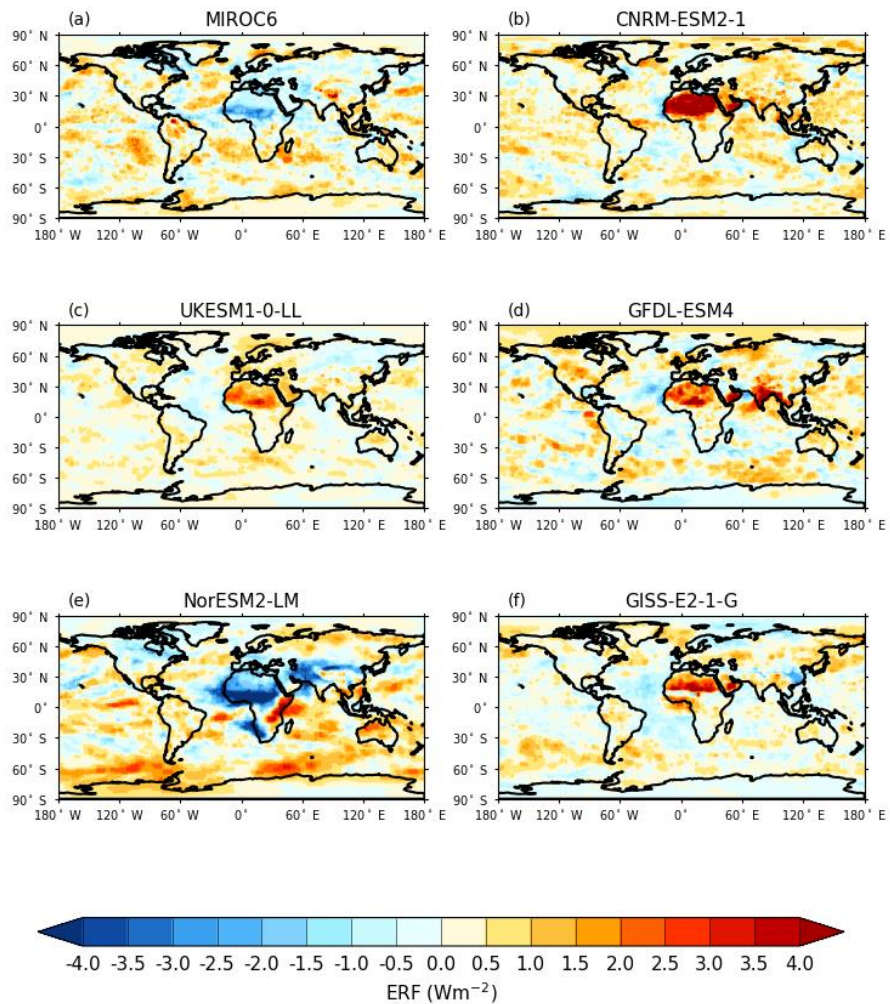


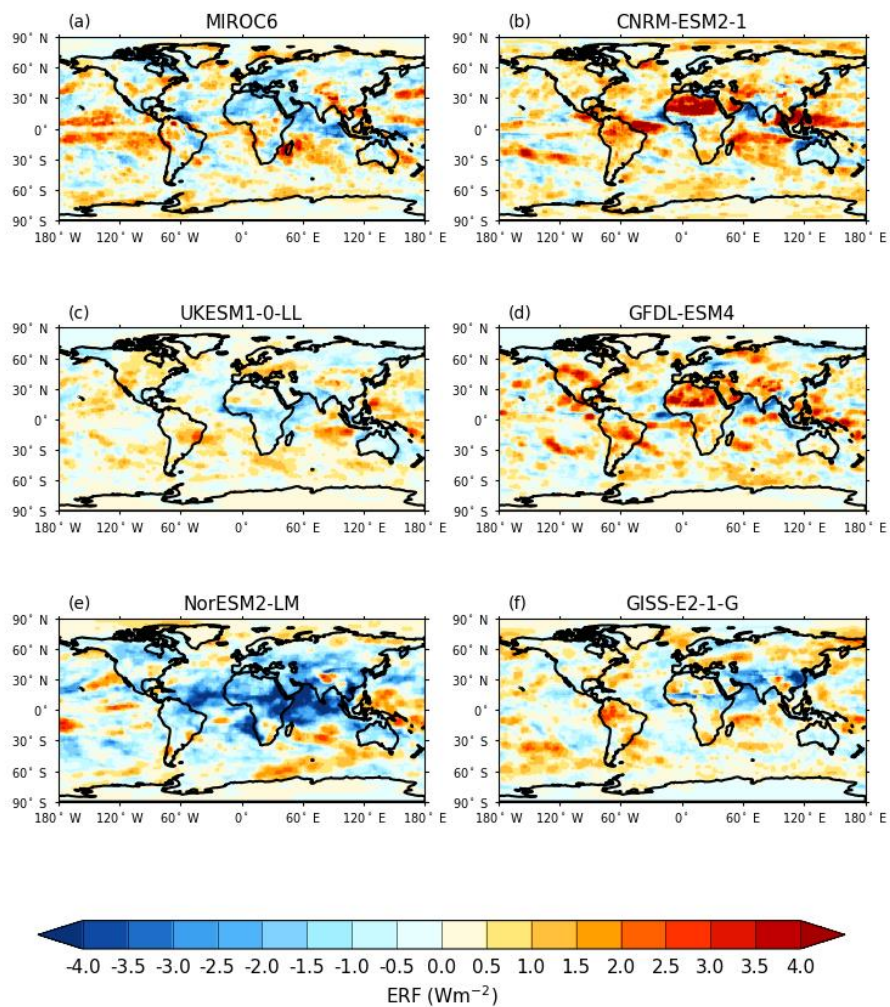
Figure S1: Change in dust emission abrupt-4xCO<sub>2</sub> vs piControl .



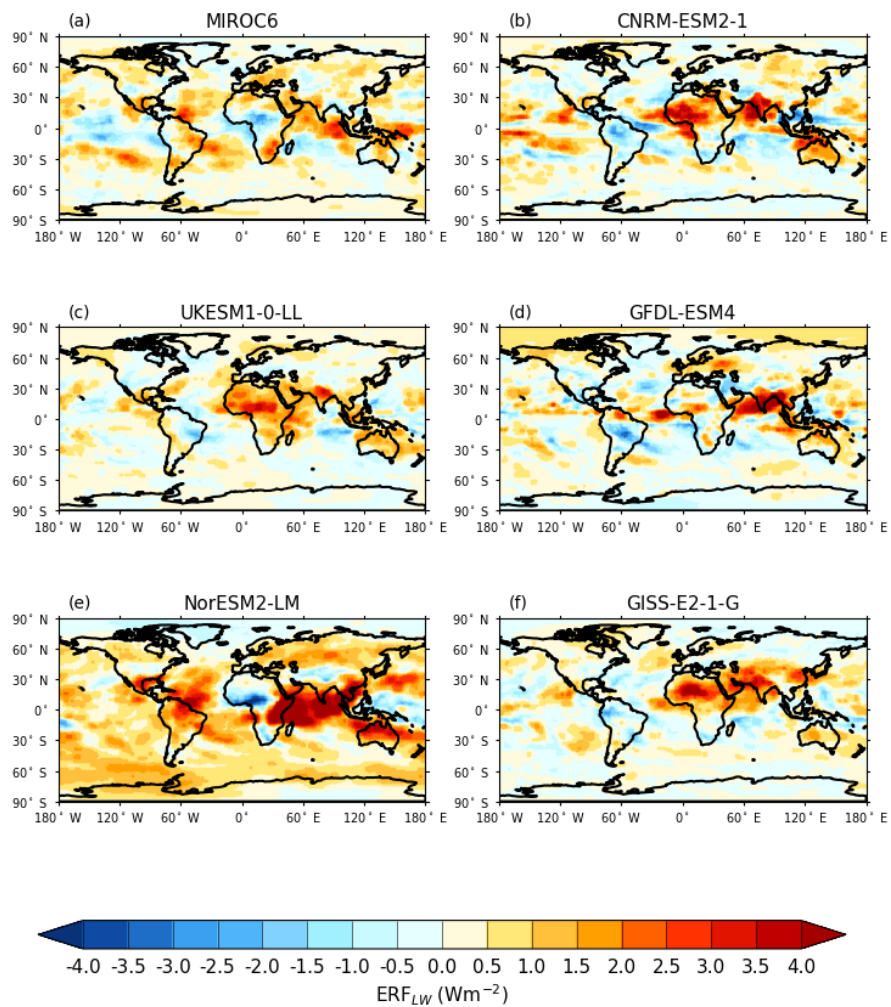
10

**Figure S2: Effective radiative forcing from 2xdust experiments.**

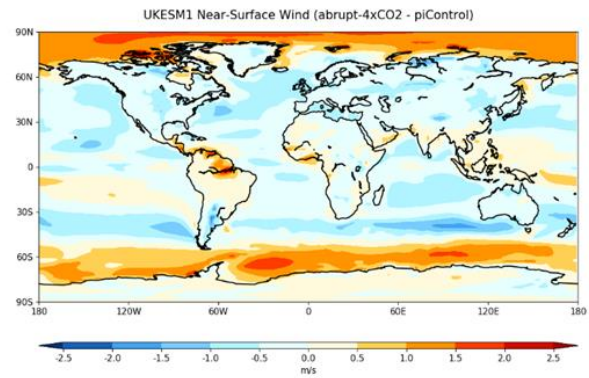
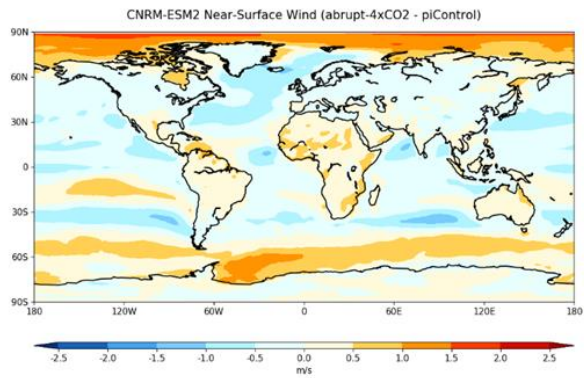




**Figure S3: Shortwave effective radiative forcing from *2xdust* experiments.**



15 **Figure S4: Longwave effective radiative forcing from  $2xdust$  experiments.**



**Fig S5: Difference in near-surface wind speeds for 4xCO<sub>2</sub>. Shown are the difference for 4xCO<sub>2</sub> against the pre-industrial climatology for (left) CNRM-ESM2-1 and (right) UKESM1 for the mean (over the last 30 years) of near-surface winds.**

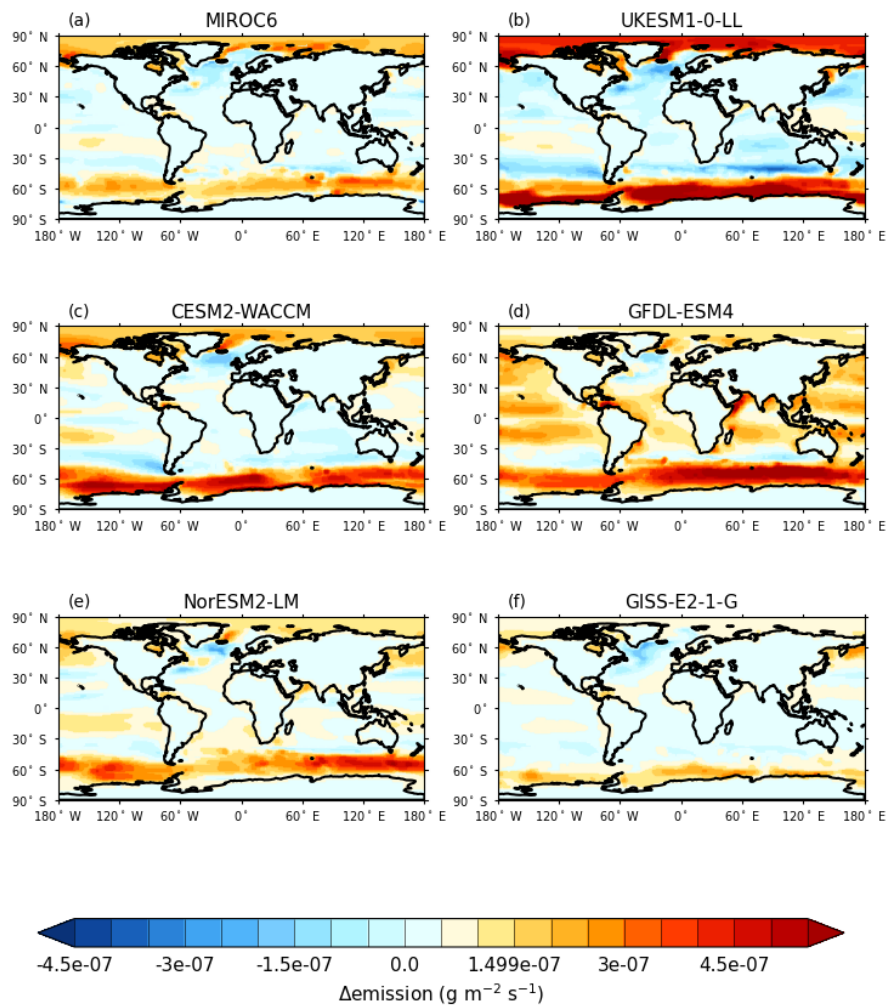
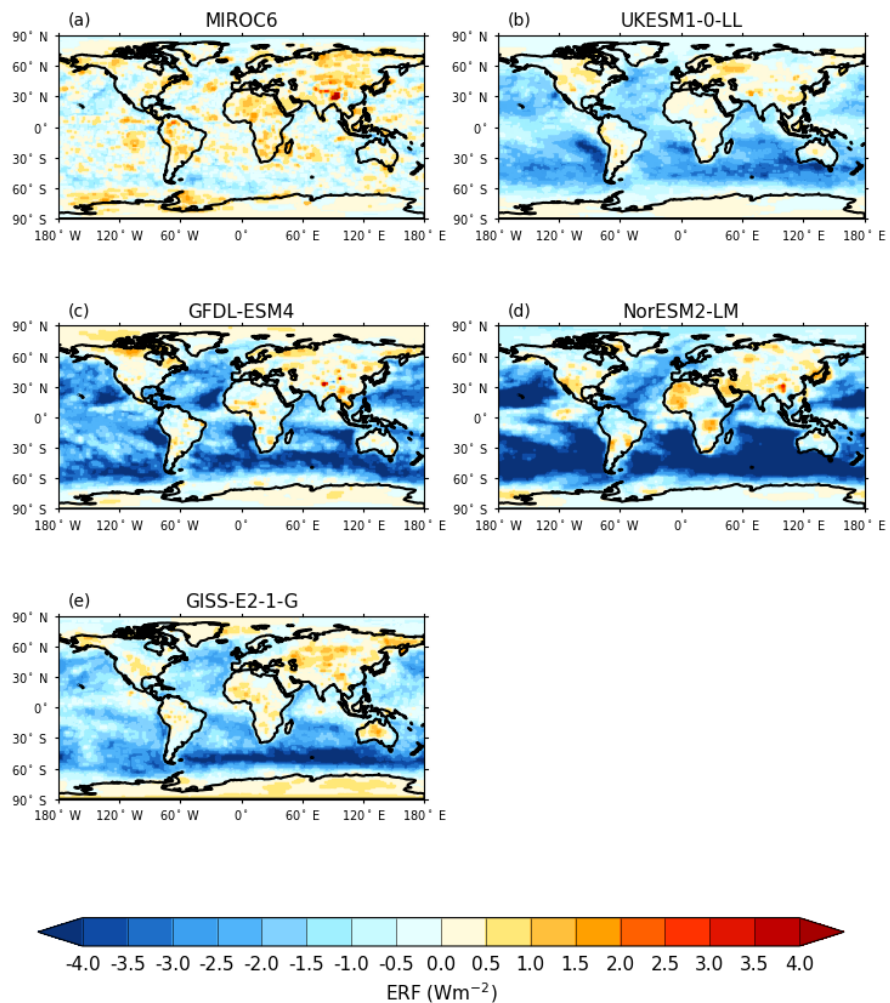


Figure S6: Change in sea salt emission abrupt-4xCO2 vs piControl .



**Figure S7: Effective radiative forcing from 2xss experiments.**



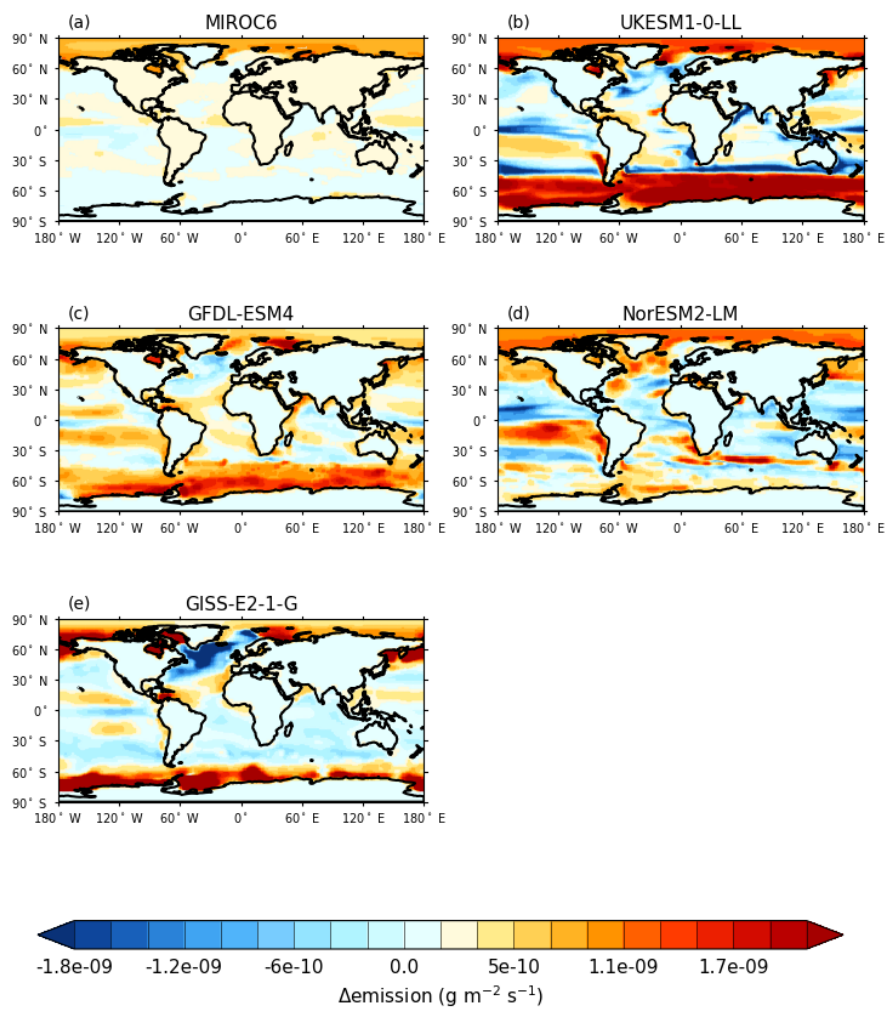
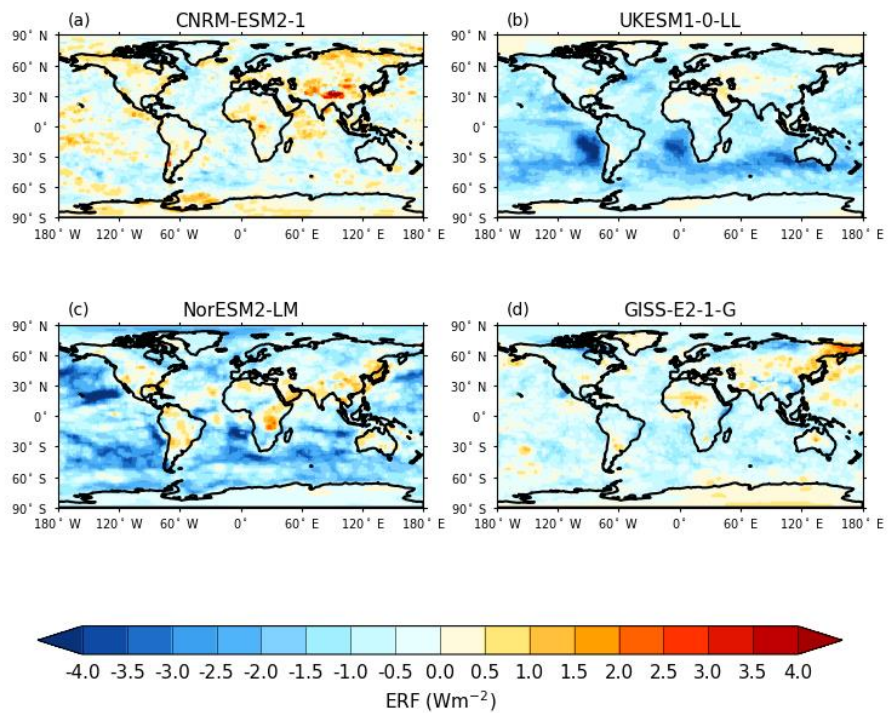


Figure S8: Change DMS emission (as g(S)) for abrupt-4xCO<sub>2</sub> vs piControl .



**Figure S9: Effective radiative forcing from 2x DMS experiments.**

## S2.4 Biogenic VOCs

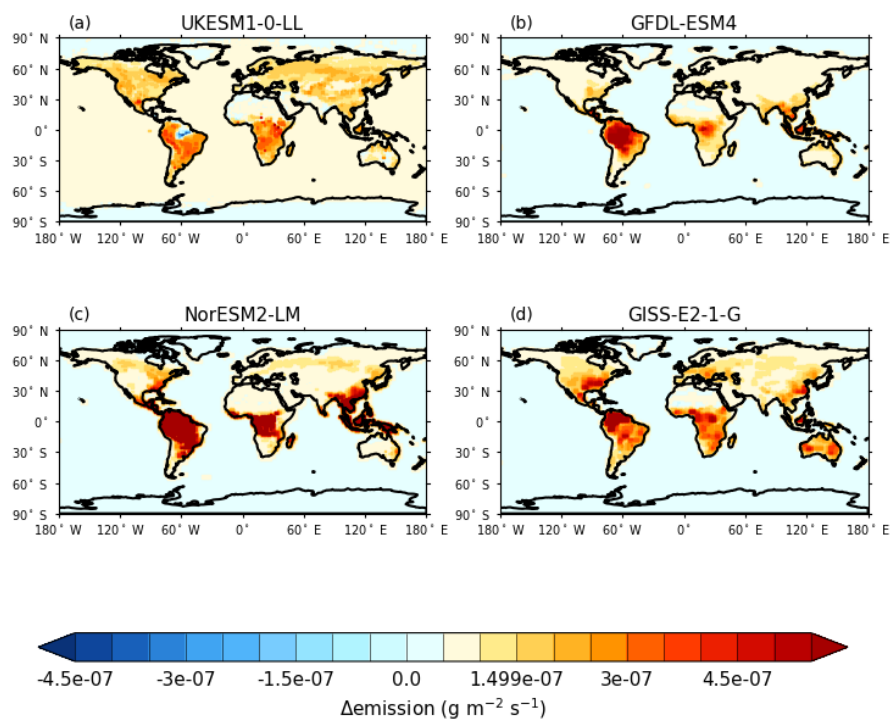
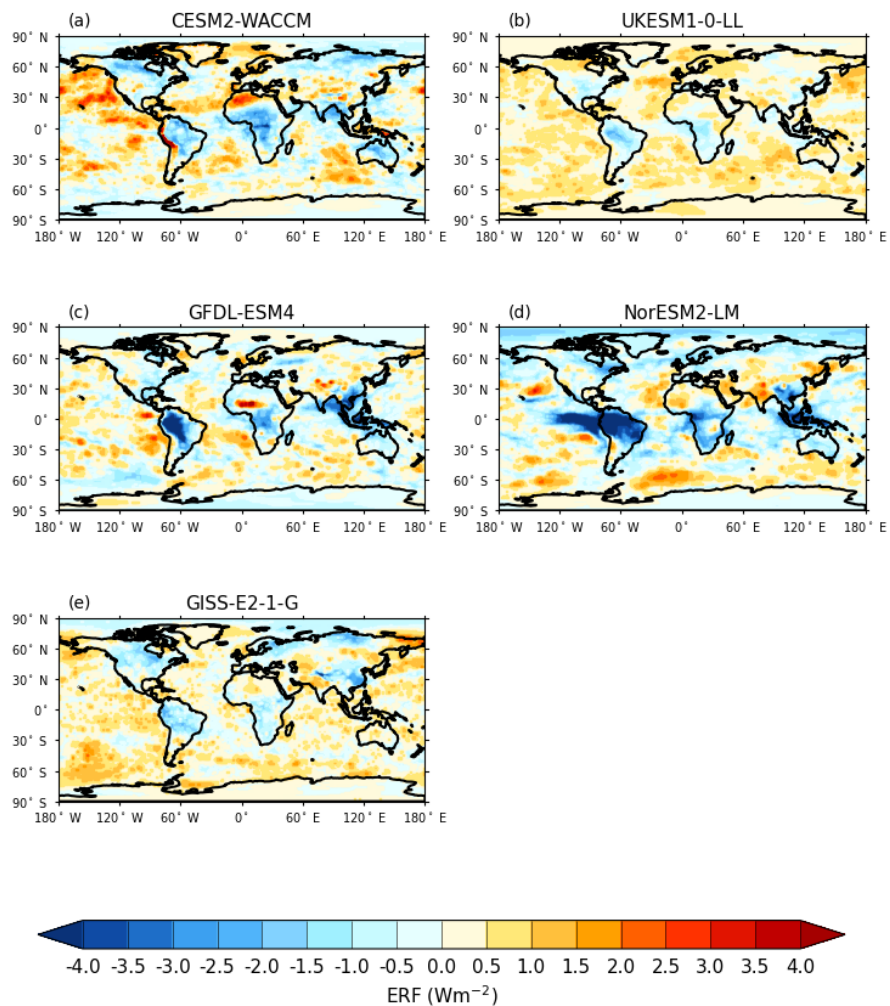


Figure S10: Change BVOC emission for abrupt-4xCO<sub>2</sub> vs piControl .

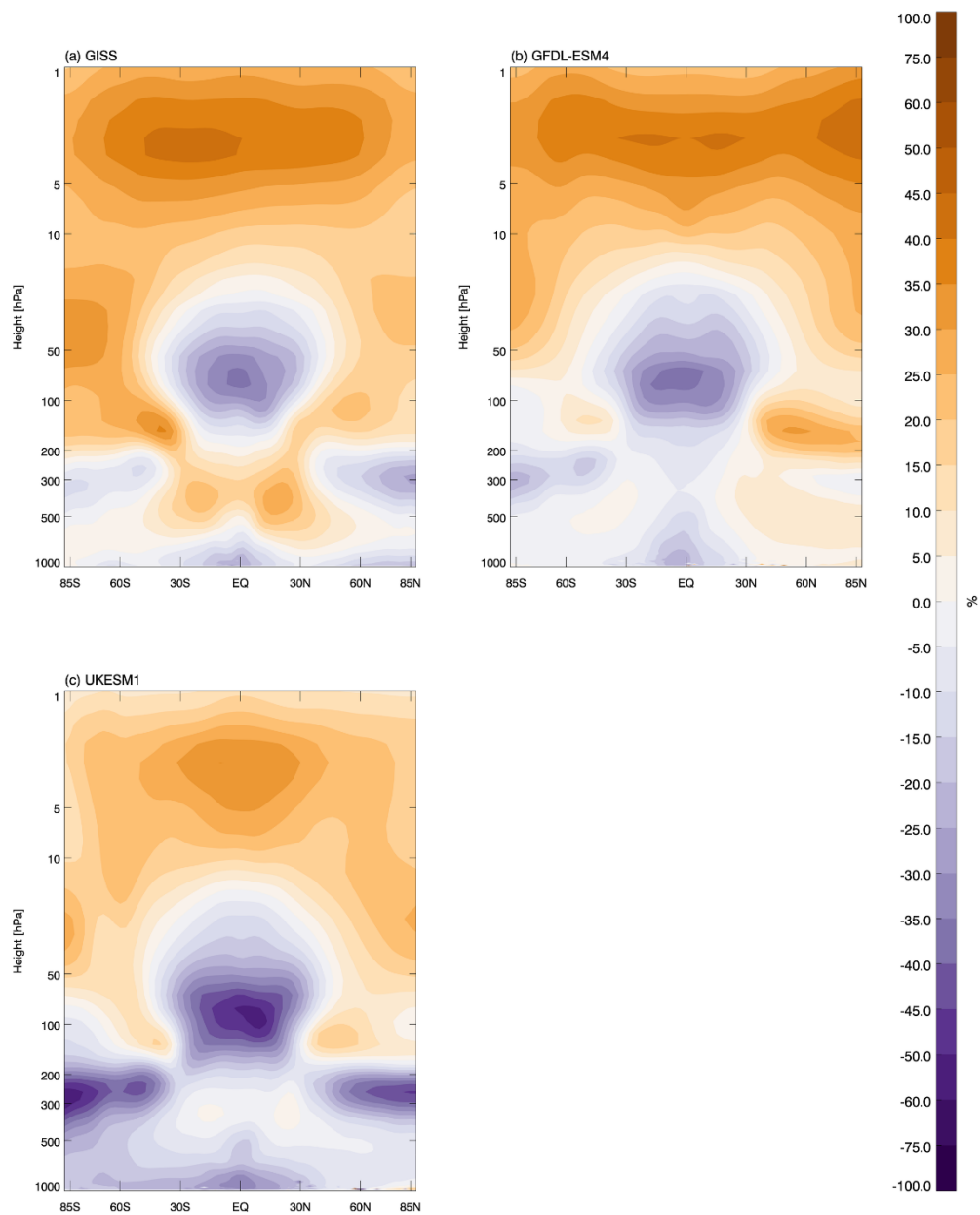




35 **Figure S11: Effective radiative forcing from 2xVOC experiments. For models other than NorESM2 this includes changes in ozone too.**

## S2.5 Ozone

Diff (%) abrupt-4xCO2 - piControl Annual mean



40

Figure S12: Change in ozone (%) for abrupt-4xCO2 vs piControl

## References

- Albani, S., Mahowald, N. M., Perry, A. T., Scanza, R. A., Zender, C. S., Heavens, N. G., Maggi, V., Kok, J. F. and Otto-Bliesner, B. L.: Improved dust representation in the Community Atmosphere Model, *J. Adv. Model. Earth Syst.*, doi:10.1002/2013MS000279, 2015.
- Anderson, T. R., Spall, S. A., Yool, A., Cipollini, P., Challenor, P. G. and Fasham, M. J. R.: Global fields of sea surface dimethylsulfide predicted from chlorophyll, nutrients and light, *J. Mar. Syst.*, doi:10.1016/S0924-7963(01)00028-8, 2001.
- Chin, M., Ginoux, P., Kinne, S., Torres, O., Holben, B. N., Duncan, B. N., Martin, R. V., Logan, J. A., Higurashi, A. and Nakajima, T.: Tropospheric aerosol optical thickness from the GOCART model and comparisons with satellite and sun photometer measurements, *J. Atmos. Sci.*, doi:10.1175/1520-0469(2002)059<0461:taoft>2.0.co;2, 2002.
- Clark, D. B., Mercado, L. M., Sitch, S., Jones, C. D., Gedney, N., Best, M. J., Pryor, M., Rooney, G. G., Essery, R. L. H., Blyth, E., Boucher, O., Harding, R. J., Huntingford, C. and Cox, P. M.: The Joint UK Land Environment Simulator (JULES), model description – Part 2: Carbon fluxes and vegetation dynamics, *Geosci. Model Dev.*, doi:10.5194/gmd-4-701-2011, 2011.
- Dentener, F., Kinne, S., Bond, T., Boucher, O., Cofala, J., Generoso, S., Ginoux, P., Gong, S., Hoelzemann, J. J., Ito, A., Marelli, L., Penner, J. E., Putaud, J. P., Textor, C., Schulz, M., Van Der Werf, G. R. and Wilson, J.: Emissions of primary aerosol and precursor gases in the years 2000 and 1750 prescribed data-sets for AeroCom, *Atmos. Chem. Phys.*, doi:10.5194/acp-6-4321-2006, 2006.
- Emmons, L. K., Schwantes, R. H., Orlando, J. J., Tyndall, G., Kinnison, D., Lamarque, J. F., Marsh, D., Mills, M. J., Tilmes, S., Bardeen, C., Buchholz, R. R., Conley, A., Gettelman, A., Garcia, R., Simpson, I., Blake, D. R., Meinardi, S. and Pétron, G.: The Chemistry Mechanism in the Community Earth System Model Version 2 (CESM2), *J. Adv. Model. Earth Syst.*, doi:10.1029/2019MS001882, 2020.
- Evans, S., Ginoux, P., Malyshev, S. and Shevliakova, E.: Climate-vegetation interaction and amplification of Australian dust variability, *Geophys. Res. Lett.*, doi:10.1002/2016GL071016, 2016.
- Gantt, B., Meskhidze, N., Facchini, M. C., Rinaldi, M., Ceburnis, D. and O’Dowd, C. D.: Wind speed dependent size-resolved parameterization for the organic mass fraction of sea spray aerosol, *Atmos. Chem. Phys.*, doi:10.5194/acp-11-8777-2011, 2011.
- Gantt, B., Johnson, M. S., Meskhidze, N., Sciare, J., Ovadnevaite, J., Ceburnis, D. and O’Dowd, C. D.: Model evaluation of marine primary organic aerosol emission schemes, *Atmos. Chem. Phys.*, doi:10.5194/acp-12-8553-2012, 2012.
- Ginoux, P., Chin, M., Tegen, I., Prospero, J. M., Holben, B., Dubovik, O. and Lin, S. J.: Sources and distributions of dust aerosols simulated with the GOCART model, *J. Geophys. Res. Atmos.*, doi:10.1029/2000JD000053, 2001.
- Gong, S. L.: A parameterization of sea-salt aerosol source function for sub- and super-micron particles, *Global Biogeochem. Cycles*, doi:10.1029/2003gb002079, 2003.
- Grythe, H., Ström, J., Krejci, R., Quinn, P. and Stohl, A.: A review of sea-spray aerosol source functions using a large global set of sea salt aerosol concentration measurements, *Atmos. Chem. Phys.*, doi:10.5194/acp-14-1277-2014, 2014.

- 75 Guenther, A.: A global model of natural volatile organic compound emissions, *J. Geophys. Res.*, doi:10.1029/94JD02950, 1995a.
- Guenther, A.: A global model of natural volatile organic compound emissions, *J. Geophys. Res.*, 100(D5), 8873–8892, doi:10.1029/94JD02950, 1995b.
- Guenther, A., Karl, T., Harley, P., Wiedinmyer, C., Palmer, P. I. and Geron, C.: Estimates of global terrestrial isoprene emissions using MEGAN (Model of Emissions of Gases and Aerosols from Nature), *Atmos. Chem. Phys. Discuss.*, doi:10.5194/acpd-6-107-2006, 2006.
- 80 Guenther, A. B., Jiang, X., Heald, C. L., Sakulyanontvittaya, T., Duhl, T., Emmons, L. K. and Wang, X.: The model of emissions of gases and aerosols from nature version 2.1 (MEGAN2.1): An extended and updated framework for modeling biogenic emissions, *Geosci. Model Dev.*, doi:10.5194/gmd-5-1471-2012, 2012.
- 85 Jaeglé, L., Quinn, P. K., Bates, T. S., Alexander, B. and Lin, J. T.: Global distribution of sea salt aerosols: New constraints from in situ and remote sensing observations, *Atmos. Chem. Phys.*, doi:10.5194/acp-11-3137-2011, 2011.
- Kettle, A. J. and Andreae, M. O.: Flux of dimethylsulfide from the oceans: A comparison of updated data sets and flux models, *J. Geophys. Res. Atmos.*, doi:10.1029/2000JD900252, 2000.
- Kettle, A. J., Andreae, M. O., Amouroux, D., Andreae, T. W., Bates, T. S., Berresheim, H., Bingemer, H., Boniforti, R., Curran, 90 M. A. J., DiTullio, G. R., Helas, G., Jones, G. B., Keller, M. D., Kiene, R. P., Leek, C., Lévassieur, M., Malin, G., Maspero, M., Matrai, P., McTaggart, A. R., Mihalopoulos, N., Nguyen, B. C., Novo, A., Putaud, J. P., Rapsomanikis, S., Roberts, G., Schebeske, G., Sharma, S., Simó, R., Staubes, R., Turner, S. and Uher, G.: A global database of sea surface dimethylsulfide (DMS) measurements and a procedure to predict sea surface DMS as a function of latitude, longitude, and month, *Global Biogeochem. Cycles*, doi:10.1029/1999GB900004, 1999.
- 95 Kirkevåg, A., Grini, A., Olivie, D., Seland, Ø., Alterskjær, K., Hummel, M., Karset, I. H. H., Lewinschal, A., Liu, X., Makkonen, R., Bethke, I., Griesfeller, J., Schulz, M. and Iversen, T.: A production-tagged aerosol module for earth system models, *OsloAero5.3-extensions and updates for CAM5.3-Oslo*, *Geosci. Model Dev.*, doi:10.5194/gmd-11-3945-2018, 2018.
- Koch, D., Jacob, D., Tegen, I., Rind, D. and Chin, M.: Tropospheric sulfur simulation and sulfate direct radiative forcing in the Goddard Institute for Space Studies general circulation model, *J. Geophys. Res. Atmos.*, doi:10.1029/1999JD900248, 1999.
- 100 Lana, A., Bell, T. G., Simó, R., Vallina, S. M., Ballabrera-Poy, J., Kettle, A. J., Dachs, J., Bopp, L., Saltzman, E. S., Stefels, J., Johnson, J. E. and Liss, P. S.: An updated climatology of surface dimethylsulfide concentrations and emission fluxes in the global ocean, *Global Biogeochem. Cycles*, doi:10.1029/2010GB003850, 2011.
- Liss, P. S. and Merlivat, L.: Air-Sea Gas Exchange Rates: Introduction and Synthesis, in *The Role of Air-Sea Exchange in Geochemical Cycling.*, 1986.
- 105 Liu, X., Easter, R. C., Ghan, S. J., Zaveri, R., Rasch, P., Shi, X., Lamarque, J. F., Gettelman, A., Morrison, H., Vitt, F., Conley, A., Park, S., Neale, R., Hannay, C., Ekman, A. M. L., Hess, P., Mahowald, N., Collins, W., Iacono, M. J., Bretherton, C. S., Flanner, M. G. and Mitchell, D.: Toward a minimal representation of aerosols in climate models: Description and evaluation

- in the Community Atmosphere Model CAM5, *Geosci. Model Dev.*, doi:10.5194/gmd-5-709-2012, 2012.
- Michou, M., Nabat, P. and Saint-Martin, D.: Development and basic evaluation of a prognostic aerosol scheme in the CNRM  
110 Climate Model, *Geosci. Model Dev. Discuss.*, doi:10.5194/gmdd-7-6263-2014, 2014.
- Michou, M., Nabat, P., Saint-Martin, D., Bock, J., Decharme, B., Mallet, M., Roehrig, R., Séférian, R., Sénési, S. and Voldoire, A.: Present-Day and Historical Aerosol and Ozone Characteristics in CNRM CMIP6 Simulations, *J. Adv. Model. Earth Syst.*, doi:10.1029/2019MS001816, 2020.
- Miller, R. L., Cakmur, R. V., Perlwitz, J., Geogdzhayev, I. V., Ginoux, P., Koch, D., Kohfeld, K. E., Prigent, C., Ruedy, R.,  
115 Schmidt, G. A. and Tegen, I.: Mineral dust aerosols in the NASA Goddard Institute for Space Sciences ModelE atmospheric general circulation model, *J. Geophys. Res. Atmos.*, doi:10.1029/2005JD005796, 2006.
- Monahan, E. C.: The Ocean as a Source for Atmospheric Particles, in *The Role of Air-Sea Exchange in Geochemical Cycling.*, 1986.
- Monahan, E. C., Spiel, D. E., & Davidson, K. L. (1986). A model of marine aerosol generation via whitecaps and wave  
120 disruption. In E. C. Monahan & G. M. Niocaill (Eds.), *Oceanic Whitecaps* (pp. 167– 174). Dordrecht, Holland: Springer
- Nightingale, P. D., Malin, G., Law, C. S., Watson, A. J., Liss, P. S., Liddicoat, M. I., Boutin, J. and Upstill-Goddard, R. C.: In situ evaluation of air-sea gas exchange parameterizations using novel conservative and volatile tracers, *Global Biogeochem. Cycles*, doi:10.1029/1999GB900091, 2000.
- O’Dowd, C. D., Facchini, M. C., Cavalli, F., Ceburnis, D., Mircea, M., Decesari, S., Fuzzi, S., Young, J. Y. and Putaud, J. P.:  
125 Biogenically driven organic contribution to marine aerosol, *Nature*, doi:10.1038/nature02959, 2004.
- O’Dowd, C. D., Langmann, B., Varghese, S., Scannell, C., Ceburnis, D. and Facchini, M. C.: A combined organic-inorganic sea-spray source function, *Geophys. Res. Lett.*, doi:10.1029/2007GL030331, 2008.
- Pacifico, F., Harrison, S. P., Jones, C. D., Arneth, A., Sitch, S., Weedon, G. P., Barkley, M. P., Palmer, P. I., Serça, D., Potosnak, M., Fu, T. M., Goldstein, A., Bai, J. and Schurgers, G.: Evaluation of a photosynthesis-based biogenic isoprene  
130 emission scheme in JULES and simulation of isoprene emissions under present-day climate conditions, *Atmos. Chem. Phys.*, doi:10.5194/acp-11-4371-2011, 2011.
- Salter, M. E., Zieger, P., Acosta Navarro, J. C., Grythe, H., Kirkevåg, A., Rosati, B., Riipinen, I. and Nilsson, E. D.: An empirically derived inorganic sea spray source function incorporating sea surface temperature, *Atmos. Chem. Phys.*, doi:10.5194/acp-15-11047-2015, 2015.
- 135 Takemura, T., Okamoto, H., Maruyama, Y., Numaguti, A., Higurashi, A. and Nakajima, T.: Global three-dimensional simulation of aerosol optical thickness distribution of various origins, *J. Geophys. Res. Atmos.*, doi:10.1029/2000JD900265, 2000.
- Tjiputra, J., Schwinger, J., Bentsen, M., Morée, A., Gao, S., Bethke, I., Heinze, C., Goris, N., Gupta, A., He, Y., Olivié, D., Seland, Ø. and Schulz, M.: Ocean biogeochemistry in the Norwegian Earth System Model version 2 (NorESM2), *Geosci. Model Dev. Discuss.*, doi:10.5194/gmd-2019-347, 2020.  
140

Tsigaridis, K., Lathière, J., Kanakidou, M. and Hauglustaine, D. A.: Naturally driven variability in the global secondary organic aerosol over a decade, *Atmos. Chem. Phys.*, doi:10.5194/acp-5-1891-2005, 2005.

Woodward, S.: Modeling the atmospheric life cycle and radiative impact of mineral dust in the Hadley Centre climate model, *J. Geophys. Res. Atmos.*, doi:10.1029/2000JD900795, 2001.

145 Yool, A., Popova, E. E. and Anderson, T. R.: MEDUSA-2.0: An intermediate complexity biogeochemical model of the marine carbon cycle for climate change and ocean acidification studies, *Geosci. Model Dev.*, doi:10.5194/gmd-6-1767-2013, 2013.

Zender, C. S., Bian, H. and Newman, D.: Mineral Dust Entrainment and Deposition (DEAD) model: Description and 1990s dust climatology, *J. Geophys. Res. D Atmos.*, doi:10.1029/2002jd002775, 2003.

150