

# Maternal input and infants' response to infant-directed speech

Vivien Outters<sup>1,2</sup>  | Melanie S. Schreiner<sup>1,2,3,4</sup> | Tanya Behne<sup>2,5</sup> | Nivedita Mani<sup>1,2</sup>

<sup>1</sup>Department for Psychology of Language, University of Goettingen, Göttingen, Germany

<sup>2</sup>Leibniz ScienceCampus "Primate Cognition", Göttingen, Germany

<sup>3</sup>Clinic for Cognitive Neurology, University of Leipzig, Leipzig, Germany

<sup>4</sup>Department of Neurology, Max Planck Institute for Human Cognitive and Brain Sciences, Leipzig, Germany

<sup>5</sup>Department of Developmental Psychology, University of Goettingen, Göttingen, Germany

## Correspondence

Vivien Outters, Department for Psychology of Language, University of Goettingen, Göttingen, Germany.  
Email: vivien.radtke@psych.uni-goettingen.de

## Funding information

Leibniz-Gemeinschaft; Deutsche Forschungsgemeinschaft, Grant/Award Number: 254142454

## Abstract

Caregivers typically use an exaggerated speech register known as infant-directed speech (IDS) in communication with infants. Infants prefer IDS over adult-directed speech (ADS) and IDS is functionally relevant in infant-directed communication. We examined interactions among maternal IDS quality, infants' preference for IDS over ADS, and the functional relevance of IDS at 6 and 13 months. While 6-month-olds showed a preference for IDS over ADS, 13-month-olds did not. Differences in gaze following behavior triggered by speech register (IDS vs. ADS) were found in both age groups. The degree of infants' preference for IDS (relative to ADS) was linked to the quality of maternal IDS infants were exposed to. No such relationship was found between gaze following behavior and maternal IDS quality and infants' IDS preference. The results speak to a dynamic interaction between infants' preference for different kinds of social signals and the social cues available to them.

## 1 | INTRODUCTION

Infants and young children are typically addressed using a different speech style—referred to as infant-directed speech (hereafter, IDS)—compared with adults. IDS differs from the kind of speech

-----  
This is an open access article under the terms of the Creative Commons Attribution License, which permits use, distribution and reproduction in any medium, provided the original work is properly cited.

© 2020 The Authors. *Infancy* published by Wiley Periodicals LLC on behalf of International Congress of Infant Studies

adults use to communicate, that is, adult-directed speech (hereafter, ADS), with typically higher pitch, greater pitch range, and longer pauses between words in IDS compared with ADS (Fernald et al., 1989). Caregivers produce IDS spontaneously, with variation in the quality of IDS across individuals, development, languages, and cultures (Cristia, 2013; Soderstrom, 2007). Furthermore, the use of IDS in interactions with infants plays a crucial role in early language development. First, we summarize findings from studies examining the role of IDS in early language development, before outlining the questions under investigation in this study.

## 1.1 | What is infant-directed speech?

IDS and ADS differ along prosodic, phonolexical, and syntactic dimensions (Cristia, 2013; Soderstrom, 2007). At the prosodic level, the primary difference between IDS and ADS is the higher pitch used in interactions with infants across different age groups (Cristia, 2013), with increased variability in pitch, lengthening of vowels, and pauses in IDS relative to ADS. At the phonolexical and syntactic levels, IDS is linguistically simpler, including shorter, more redundant utterances, more questions, and increased repetition of single words (Grieser & Kuhl, 1988; Soderstrom, 2007; Soderstrom, Blossom, Foygel, & Morgan, 2008). Vowels produced in IDS show more disparate formant structures than in ADS (Kuhl et al., 1997). IDS also plays an affective role in early language, such that IDS is typically associated with the expression of positive emotions (Singh, Morgan, & Best, 2002).

However, there is considerable variation in the acoustic characteristics of IDS and the use of IDS in communication with infants across different linguistic cultures (Farran, Lee, Yoo, & Oller, 2016; Fernald et al., 1989; Schieffelin & Ochs, 1983; Werker et al., 2007). Research also suggests variation in the characteristics of IDS across development: While mothers' speech increases in amount and complexity in interactions with 3-month-olds compared with 1-month-olds (Henning, Striano, & Lieven, 2005; see also Kaye, 1980), the mean length of utterance decreases between early infancy and the second year of life (Murray, Johnson, & Peters, 1990; Sherrod, Friedman, Crawley, Drake, & Devieux, 1977; Stern, Spieker, Barnett, & MacKain, 1983). At the segmental level, mothers differently exaggerate acoustic contrasts in IDS across development with, for instance, reduced voice-onset-time overlap between voiced and voiceless stops, in speech to 15-month-olds, while mothers of 6- to 9-month-olds produce these contrasts similarly across IDS and ADS (Malsheen, 1980; see Bernstein Ratner, 1984; Cristia, 2010 for other differences). Overall, while caregivers spontaneously produce IDS in communication with infants, there is considerable variation at the individual, developmental, cultural, and linguistic level in the characteristics of maternal IDS that infants are exposed to.

## 1.2 | IDS preference

Neonates and young infants prefer to listen to IDS compared with ADS (e.g., Cooper & Aslin, 1990; Pegg, Werker, & McLeod, 1992). This preference remains relatively stable between 4 and 8 months (Fernald, 1985; Fernald & Kuhl, 1987; Glenn & Cunningham, 1983; Kaplan, Goldstein, Huckleby, & Cooper, 1995; Kaplan, Goldstein, Huckleby, Owren, & Cooper, 1995; Pegg et al., 1992; Schachner & Hannon, 2011; Singh et al., 2002; Werker & McLeod, 1989; but see Hayashi, Tamekawa, & Kiritani, 2001 below) while findings with infants aged 9–18 months are mixed (e.g., Glenn & Cunningham, 1983; Hayashi et al., 2001; Newman & Hussain, 2006; Segal & Newman, 2015). There are further differences across studies based on the language being tested, the method employed, the speaker, and the type of speech used in the experiments (Cooper, Abraham, Berman, & Staska, 1997; Kaplan et al.,

1995; Pegg et al., 1992). While Hayashi et al. (2001) propose a U-shaped development in the preference for IDS, recent cross-linguistic data support a preference for IDS across development, with a stronger IDS preference in older infants and in infants from a North American English background, at least when presented with North American English IDS (The ManyBabies Consortium, 2020).

### 1.3 | The functional relevance of IDS

Infants also learn better from stimuli presented in IDS compared with ADS: Studies suggest that infants segment words better from fluent speech when the speech is more infant directed (Flocchia et al., 2016; Schreiner & Mani, 2017; Singh, Nestor, Parikh, & Yull, 2009; Thiessen, Hill, & Saffran, 2005). Infants are able to segment words from ADS (see Mani & Pätzold, 2016; Schreiner, Altwater-Mackensen, & Mani, 2016), but they do so more easily (with fewer cues and less exposure) in IDS. Infants also learn words easier from IDS relative to ADS (Graf-Estes & Hurley, 2013; Ma, Golinkoff, Houston, & Hirsh-Pasek, 2011), and the use of IDS in communication with infants correlates with increased vocabulary scores later in life (Fisher & Tokura, 1996; Vosoughi, Roy, Frank, & Roy, 2010; Weisleder & Fernald, 2013). Differences in infants' brain responses to IDS and ADS across development (Naoi et al., 2012; Zangl & Mills, 2006) similarly speak to the brain's dynamic and flexible response to IDS across development.

An influence of IDS on language development is typically explained using one of two accounts (Golinkoff, Can, Soderstrom, & Hirsh-Pasek, 2015). Infants may learn language better from IDS because IDS provides more information, for example, more exaggerated cues to the boundaries between words, while at the same time providing information reduced in complexity (e.g., Fernald, 1989; Fernald et al., 1989). Alternatively, IDS may be more attractive, salient, and relevant to the infant and draw attention to the input, thereby bolstering learning (e.g., Zangl & Mills, 2006). It may be difficult to adjudicate between these two approaches in the linguistic domain as the information to be attended to and learned is necessarily presented in IDS (including any potential hyperarticulation that may equally boost learning).

An examination of the influence of IDS on infants' performance in a nonlinguistic task may better inform us of the extent to which IDS perceptually attracts infants' attention to the current interaction and supports learning. Such evidence is provided by work examining the impact of IDS on joint attention (Senju & Csibra, 2008), showing that infants followed the gaze of a model more reliably and quickly when the interaction was cued with IDS relative to ADS provided, highlighting the functional relevance of IDS to interactions with infants (see also Gredebäck, Astor, & Fawcett, 2018).

### 1.4 | The current study

These findings reveal that (a) caregivers spontaneously produce IDS albeit with variation across caregivers, cultures, languages, and development, (b) infants show a preference for IDS over ADS which also varies across development, (c) IDS has a beneficial impact on language development, and (d) IDS is functionally relevant even in nonlinguistic tasks, highlighting the salience of IDS in interactions with young infants.

While the aspects of IDS in parent–infant communication highlighted above have been much studied in isolation, such studies do not allow an examination of the intriguing possibility that they may be related. Recent work highlights a positive relationship between maternal IDS prosody and later linguistic outcomes and infant attention (see Spinelli, Fasolo, & Mesman, 2017 for a review

and a recent meta-analysis). These studies suggest that pitch modulation of maternal IDS has a significant influence on infants' later pre-linguistic and linguistic outcomes (e.g., D'Odoricio & Jacob, 2006; Lyakso, Frolova, & Grigorev, 2014) including their later joint attention skills (Roberts et al., 2013). Equally, studies suggest that infants respond better *in the moment* to stimuli that are more prosodically exaggerated (e.g., Butler, O'Sullivan, Shah, & Berthier, 2014; Niwano & Sugai, 2002a, 2002b).

Tying these two veins of research together, this study examines whether there is a relationship between infants' in-the-moment response to IDS and the prosodic properties of maternal IDS they have been exposed to. Such a relationship is presupposed in theories examining the role of IDS in learning. For instance, pedagogical theories of learning suggest that parents employ IDS as an ostensive cue to the infant in order to signal that the interaction is relevant to them and tailor their input to the child in order to provide them with optimal input (Csibra & Gergely, 2009, 2011). Evolutionary developmental theories of language acquisition highlight the importance of IDS in capturing infants' in-the-moment attention in day-to-day interaction, with parents being sensitive to the attentional salience of IDS and modulating their speech based on their infants' responses (McMurray, 2016; Smith & Trainor, 2008). Thus, both these different theoretical accounts imply a close relationship between maternal IDS and infants' response to IDS. Against this background, this study examines whether and to what extent such a relationship exists, that is, whether the quality of maternal IDS covaries with infants' attention and response to IDS, in general.

We tested the same infants on their preference for listening to IDS, the functional relevance of IDS, and individual differences in the prosodic characteristics of IDS produced by their caregivers, to examine the interaction between these factors in parent–infant communication. First, we analyzed recordings of mothers producing IDS and ADS to examine whether the quality of German mothers' speech differs across communication with infants and adults. We focused here on the suprasegmental characteristics of IDS given the studies showing an influence of maternal prosody on infants' later language outcomes. Second, a preferential listening task examined whether infants of those mothers prefer listening to IDS over ADS (Cooper et al., 1997). Third, a gaze following task explored infants' gaze following after someone “speaking” IDS and the same person “speaking” ADS (Senju & Csibra, 2008).

We tested different groups of infants at two specific points, that is, at 6 and 13 months of age, to examine if these aspects of IDS in early life change across development. We target these age groups specifically given previous findings of differences in the neural and behavioral responses to IDS and ADS (Naoi et al., 2012; Schreiner & Mani, 2017; Zangl & Mills, 2006), as well as differences in the influence of maternal IDS on learning in younger and older infants (see Spinelli et al., 2017 for meta-analysis). Examining the interaction between these findings at two different ages allows us to investigate how these factors develop across infancy. Given the extensive testing schedule, involving three tasks spread across 2 days (in each age-group), we collected data from two separate groups of infants at 6 and 13 months.

We expect German mothers to produce systematic prosodic differences in their IDS and ADS at both ages tested (Fernald & Simon, 1984; Fernald et al., 1989). It is less clear whether these differences will vary across the two ages, given the limited research on prosodic differences in IDS across development. Based on previous research, we expect 6-month-olds to show a preference for listening to IDS compared with ADS, while it is less clear whether this preference will remain at 13 months of age (e.g., Newman & Hussain, 2006). Our hypotheses for the gaze following task are similar: 6-month-olds ought to follow the gaze of someone faster in the IDS relative to the ADS condition (Senju & Csibra, 2008) while it remains uncertain how the 13-month-olds might respond. Studies suggest a developmental change in infants' gaze following behavior between 6 and 13 months (e.g.,

**TABLE 1** Number of infants who provided data across tasks and age groups

Data obtained for each task/combination of tasks	6-month-olds (number of infants)	13-month-olds
Maternal recording	27	27
Preferential listening task	38	36
Gaze following task	30	29
Maternal recording and preferential listening task	24	26
Maternal recording and gaze following task	23	22
Preferential listening task and gaze following task	27	28
All three tasks	21	21

Carpenter, Nagell, & Tomasello, 1998; Woodward, 2003), with the older infants relating the person to the fixated object and showing robust performance in naturalistic settings.

The interaction between the individual tasks allows us to examine (a) the potential factors underlying infants' IDS preference by investigating the extent to which this preference is related to the kind of language input infants are exposed to; (b) the extent to which a preference for listening to IDS is functionally relevant in nonlinguistic tasks, such as the gaze following task; and (c) the extent to which this functional relevance of IDS may be related to the kind of input available to the infant. Taken together, the simultaneous analysis of the three tasks in the same group of infants allows us to examine potential variation in interaction between these aspects of IDS processing across development.

## 2 | METHOD

### 2.1 | Participants

Eighty-one monolingual German infants were recruited. Forty-two infants at the age of 6 months (5 m 16 d – 7 m 10 d, 19 girls) and 39 infants at the age of 13 months (12 m 15 d – 14 m 12 d, 19 girls) took part in the study. Participants were excluded due to illness on the second day of testing ( $n = 8$ ), fussiness on the part of the baby ( $n = 19$ ), experimental error ( $n = 3$ ), and data loss ( $n = 10$ ) (for a list of participants see Table 1).

### 2.2 | General procedure

The study consisted of three subtasks: a preferential listening task, a gaze following task, and recordings of maternal speech. The tasks were split across 2 days. On the first day, infants participated in the preferential listening task, in one of the conditions of the gaze following task, and maternal ADS was recorded. After 5–30 days, infants returned to take part in the second condition of the gaze following task and the mother was recorded producing IDS. Additionally, infants also took part in an EEG experiment, whose results are not reported in this study. This study was conducted according to the guidelines laid down in the Declaration of Helsinki, with written informed consent obtained from a parent or guardian for each child before any assessment or data collection. All procedures involving human subjects in this study were approved by the Ethics committee of the University of Goettingen's Psychology Institute (Number 153).

## 2.3 | Recordings

### 2.3.1 | Procedure

Mothers were recorded on two separate days, producing ADS and IDS. At the first appointment, the mother watched a short video (1 min) about a teddy bear having a small adventure, including different locations and people in order to retell the story shortly after. When the mother felt confident about retelling the story, she walked into a room, sat on a chair facing a woman's face displayed on screen. She was told to imagine retelling the story to a friend. Recordings were obtained via a microphone placed in front of the mothers' feet. While this may have led to differences in the quality of maternal ADS due to parents being left on their own rather than in interaction with another adult, we note that the properties of maternal ADS recordings were similar to those reported in the literature (Fernald et al., 1989). We did not ask the parent to tell the story to another adult in case they felt self-conscious being recorded speaking to an unfamiliar adult, thereby impacting the quality of their speech.

At the end of the second appointment, mothers were recorded telling the same story in IDS. The mother could watch the video again in order to retell the story to her own infant. The experimenter left the room but recorded the interaction between mother and infant via a microphone and a camera placed about 1.5 m away. We did not counterbalance the order of recordings to ensure that the quality of ADS recordings was not influenced by the previous production of similar sentences in IDS. We assumed that the prior production of the stimuli in IDS would be more likely to influence the quality of maternal ADS (based on our experience recording stimuli across numerous studies) than the other way around.

### 2.3.2 | Data analysis

Average duration of IDS recordings was 152 s with an average of 84 s analyzable speech (minimum: 28 s, maximum: 210 s). ADS recordings were on average 118 s with an average duration of 56 s analyzable speech (minimum: 25 s, maximum: 126 s). We calculated the mean, maximum, minimum pitch, pitch range, and average duration of utterances separately for the IDS and ADS recordings using PRAAT software (Boersma & Weenink, 2019). Mothers provided, on average, 22 noise-free utterances in IDS ( $SD = 11.1$ ) and 19 noise-free utterances in ADS ( $SD = 8.9$ ). Paired samples  $t$  tests examined whether there was a difference in the prosodic characteristics of maternal IDS and ADS at both age groups. We also calculated the difference in the prosodic characteristics of maternal IDS and ADS and then compared this difference across the two age groups.

## 2.4 | Preferential listening task

### 2.4.1 | Material and design

A female native speaker of German recorded six short stories for this task (see Appendix 1). Each story was recorded twice, once in IDS and once in ADS. Acoustic analysis using PRAAT software (Boersma & Weenink, 2019) ensured the validity of the stimuli. Paired samples  $t$  tests run across individual sentences in each story revealed significant differences in the maximum pitch,  $t(41) = 15.06$ ,  $p < .001$ , minimum pitch,  $t(41) = 6.17$ ,  $p < .001$ , and mean pitch,  $t(41) = 15.14$ ,  $p < .001$ , of IDS and ADS stimuli. There were no significant differences in the pitch range,  $t(41) = 0.41$ ,  $p = .681$ , and

duration,  $t(41) = 1.310$ ,  $p = .198$  (see Table A1: Appendix 2 for a list of characteristics). The acoustic characteristics of the stimuli were similar to previous reports of naturalistic German IDS and ADS (Fernald et al., 1989).

### 2.4.2 | Procedure

Each infant was tested in a quiet room. Infants sat on the parent's lap or in a car seat about 100 cm away from a monitor. This monitor presented infants with a blinking checkerboard. The auditory stimuli were presented via loudspeakers, located above the television screen. Two cameras directly above the screen recorded the infant's eye movements. Synchronized signals from the two cameras were routed via a digital splitter to provide two separate time-locked images of the infant, which were used for online and offline coding.

Stimuli were presented using the Look software (Meints & Woodford, 2008). During each trial, infants were presented with a blinking checkerboard on the screen. Each trial began with a visual and auditory attention getter to direct the infant's attention to the screen. The auditory stimulus was presented once the infant fixated the screen. An experimenter, seated in an adjacent room watching a video of the infant, indicated whether the infant was looking at the screen or away by pressing a button on a keyboard. The screen remained black in between trials until the attention getter started the next trial. Infants listened to alternating IDS and ADS trials each with a different story (with a maximum length of 30 s). Infants listened to six trials, half of which were presented in IDS and half of which were presented in ADS—counterbalanced across infants for the register. Half of the participants were presented with an IDS story in the first and an ADS story in the second trial, and vice versa. Subsequent trials alternated between conditions (IDS-ADS-IDS-ADS-IDS-ADS or ADS-IDS-ADS-IDS-ADS-IDS). The trial continued until the end of the auditory stimulus or until the infant looked away from the screen for more than 2 s. A second independent coder evaluated a random sample of 10% of each condition offline. The inter-rater reliability was high ( $r = .937$ ).

### 2.4.3 | Data analysis

All results refer to the mean duration of the first fixation at the checkerboard averaged for each participant across trials separated by condition. We only included data from infants who provided data for both conditions in the first half of the experiment, that is, infants needed to provide data for at least one trial in each condition in the first three trials of the experiment. As looking times drop dramatically across the duration of this task, this criterion avoided differences across conditions, which were driven by the drop in infants' interest toward the latter half of the experiment. This led to exclusion of two infants in each age group.

Data were analyzed using linear mixed models, ANOVAs, and  $t$  tests. Due to the consistency across these analyses, we report the results of performance within each task using the ANOVAs and  $t$  tests and only report the results of the linear mixed-effects models when reporting the correlations across task. The dependent variable was the listening time to IDS and ADS trials. We ran a mixed ANOVA with the within-subjects factor *condition* (IDS, ADS), and between-subjects factors *age* (6, 13 m) and *order of condition* (IDS first, ADS first). The order of presentation of trials was included based on results in the literature (Cooper et al., 1997; Kaplan et al., 1995; but see also Cooper & Aslin, 1990, 1994) suggesting that preferential listening data are strongly influenced by the order of presentation of trials in the study with infants attending more to the early trials in the experiment than the later trials.

## 2.4.4 | Performance across task

We examined the correlations in performance across the three tasks (recordings of maternal input, preferential listening, and gaze following) using linear mixed-effects models. These models offer the advantage that we can control for performance in one task while examining the relationship in performance between two other tasks.

For the preferential listening task, we ran a linear mixed-effects model including *condition* (IDS, ADS), *age* (6, 13 m), and *order of presentation* (IDS first, ADS first) as fixed effects, and subject and item as random effects. We compared this model with a reduced model, excluding condition, to examine the effect of condition on the response. To investigate the performance across tasks, we included variables capturing infants' performance in the gaze following task and maternal IDS quality. Specifically, we included the difference in proportion of target fixations in the IDS and ADS conditions in the gaze following task and the difference in critical prosodic features of maternal IDS and ADS. Thus, the model included the interaction between condition and the prosodic characteristics of maternal IDS, for example, the difference among maternal mean pitch, pitch range, and utterance duration in IDS and ADS and the interaction between condition and the difference in the proportion of target fixations in the IDS and ADS condition in the gaze following task, with subjects, order of presentation, and item as random effects (where possible without violating singularity of fit).

A drop1 analysis then examined the key factors that, in interaction with condition (IDS and ADS trials in the preferential listening trials), explained the variance in listening times. This analysis circulated between removing specific variables from the model to estimate the best model fit. We only considered factors that influenced listening times in interaction with condition as main effects would merely indicate that a particular factor impacted listening times overall, and not suggest an effect of this factor on infants' IDS preference.

Finally, following the suggestion of one of the reviewers, we calculated the difference in the acoustic characteristics of maternal IDS and ADS and the acoustic characteristics of IDS and ADS stimuli presented in the preferential listening task ( $(IDS_{\text{pref}} - ADS_{\text{pref}}) - (IDS_{\text{mat}} - ADS_{\text{mat}})$ ) and examined whether adding this difference (using a similar drop1 analysis) improved model fit of the preferential listening time data. This analysis allows us to examine how infants' preference for the IDS presented at test varied as a factor of how similar this IDS was to the IDS they received at home.

## 2.5 | Gaze following

### 2.5.1 | Material and design

The visual stimuli used for the gaze following task were taken from Senju and Csibra (2008). Each video started with a woman, sitting behind a table in the middle of the screen, facing down, with two objects on the table positioned to the left and right side of the model. The objects remained on the table in the same location for the entire duration of the trial. The first part of the video presented infants with the model looking down between the two objects for 2 s. Then, an icon appeared on the head of the woman accompanied by a voice saying "Hallo" ("Hello"). The "Hallo" was uttered by a female German speaker in IDS or in ADS. The acoustic characteristics of the auditory stimuli were similar to those presented in Senju and Csibra (2008), see Table A2: Appendix 2. During the critical part of the trial, the icon disappeared and the model turned her head and shifted her gaze to one of the two objects on the table (1 s) and continued to fixate this object for the remaining 5 s.



## 2.5.2 | Procedure

Each infant was tested in a quiet room. Infants either sat on the parent's lap or in a car seat about 65 cm away from a monitor. Each infant was presented with six trials on each day of testing. Each trial contained a unique pair of objects. The direction of the model's gaze was, as in Senju and Csibra (2008), counterbalanced in ABBABA order. For half of the infants, the model fixated the object to her right in the first trial, while she fixated the object to the left for the other half of the infants. After each trial, a jumping teletubby appeared to reorient the infants' attention to the middle of the screen. In contrast to Senju and Csibra (2008), we used a within-subject design, where each infant was presented with the IDS condition on 1 day and the ADS condition on another. The assignment of infants to the IDS or ADS condition on the different days was counterbalanced.

## 2.5.3 | Data analysis

Areas of interest were defined based on the size of the objects on the table ( $340 \times 340$  pixel) and icon on the head of the woman ( $280 \times 278$  pixel). An automated eye tracker, Tobii X120, provided an estimate of where infants were looking with one data point every 8 ms. Data were included and further analyzed only if the eye tracker recorded reliable data from one of the eyes (validity less than 2 on the Tobii scale). Gaze data were further aggregated into 40 ms bins.<sup>1</sup> Each of these 40 ms bins was coded for whether the infant was looking at the model, the target, or the distractor. These bins were aggregated according to our time window of interest. Our critical time window began at 4,000 ms with the offset of the icon above the model until the end of the trial (10,000 ms). We excluded trials where infants did not fixate the model for at least 500 ms during the speech presentation, to ensure we only included trials where infants were attending to the model and her subsequent eye movement. This criterion excluded 8% of all trials.

We analyzed the proportion of target looking (duration of looking to target/looking to target, distractor, and model) in the critical phase of the trial, that is, after the model had shifted her gaze and fixated one of the objects, using a repeated-measures ANOVA with the within-subjects factor *condition* (IDS, ADS), and the between-subjects factors *age* (6, 13 m) and *order of presentation* (IDS first, ADS first).

## 2.5.4 | Performance across task

To investigate the influence of maternal input and preferential listening on the gaze following behavior, we run a linear mixed-effects analysis including *condition* (IDS, ADS), and *age* (6, 13 m) as fixed effects, and subject and item as random effects. We included variables capturing the quality of maternal IDS and infants' performance in the preferential listening task. Performance in the preferential listening task was indexed by the difference in infants' listening times to IDS and ADS. Maternal IDS quality was indexed using the difference among maternal mean pitch, pitch range, and utterance duration in IDS and ADS. Drop1 analyses examined the key factors that, in interaction with condition

<sup>1</sup>Following the conventions employed in our previous work, we code a child as looking at the target in a particular 40 ms bin if the child looked at the target for more than 2/3rds of the number of bins included in any 40 ms bin. If the child looked less at the target than this threshold, the child was coded as not looking at the target or looking wherever the child did look for at least 2/3rds of the bin (e.g., Eiteljörge, Adam, Elsner, & Mani, 2019).

**TABLE 2** Acoustic characteristics of mothers' infant-directed speech (IDS) and adult-directed speech (ADS) and difference in prosodic characteristics of maternal IDS and ADS

	Acoustic characteristics—mothers of 6-months-olds						Comparing IDS and ADS in mothers of 6-month-olds	
	IDS		ADS		IDS – ADS		Statistics	
	<i>M</i>	<i>SD</i>	<i>M</i>	<i>SD</i>	<i>M</i>	<i>SD</i>	<i>t</i>	<i>p</i>
Max $f_0$	345	46	306	27	39	58	3.79	<.001
Min $f_0$	183	46	106	16	77	49	8.16	<.001
Mean $f_0$	256	35	203	17	53	38	6.96	<.001
Duration	2.27	0.40	2.81	0.47	–0.53	0.51	–4.45	<.001
$f_0$ range	11.62	5.14	18.77	2.71	–7.15	5.96	–6.40	<.01

	Acoustic characteristics—mothers of 13-months-olds						Comparing IDS and ADS in mothers of 13-month-olds		Comparing the relative IDS–ADS difference between mothers of 6- and 13-month-olds	
	IDS		ADS		IDS – ADS		Statistics		<i>t</i>	<i>p</i>
	<i>M</i>	<i>SD</i>	<i>M</i>	<i>SD</i>	<i>M</i>	<i>SD</i>	<i>t</i>	<i>p</i>		
Max $f_0$	353	45	320	44	33	45	2.74	<.001	0.41	.68
Min $f_0$	176	34	117	22	58	35	7.41	<.001	1.62	.11
Mean $f_0$	259	30	209	22	49	28	6.79	<.001	0.34	.73
Duration	1.99	0.32	2.61	0.50	–0.62	0.56	–5.37	<.001	0.61	.55
$f_0$ range	12.80	3.93	17.82	3.29	–5.01	4.58	–5.08	<.001	–1.48	.15

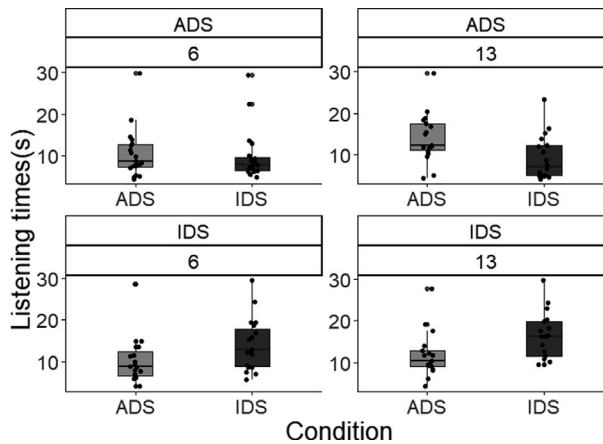
Note: Mean, maximum, and minimum  $f_0$  are reported in Hz, duration in seconds, and  $f_0$  range in semitones per second.

(IDS and ADS trials in the gaze following task), explained the variance in target fixations. As above, we only considered factors that influenced fixations in interaction with condition.

### 3 | RESULTS

#### 3.1 | Recordings of mothers' speech

We analyzed the acoustic characteristics of mothers' speech in both IDS and ADS, with regard to her maximum pitch, minimum pitch, mean pitch (each in Hz), pitch range (in semitones), and the mean duration of utterances (in seconds per utterance, see Table 2). In all cases and at both age groups, the prosodic characteristics of maternal IDS differed significantly from the characteristics of maternal ADS (see Table 1). We also compared the difference in these acoustic characteristics in IDS and ADS, for example, maximum pitch in IDS—maximum pitch in ADS, across the two ages and found no differences in these acoustic characteristics across IDS and ADS between the two ages tested (see



**FIGURE 1** Listening times to infant-directed speech (IDS) and adult-directed speech (ADS) trials (Condition) at 6- and 13-months of age split according to order of trial presentation (ADS first (upper panel) and IDS first (lower panel))

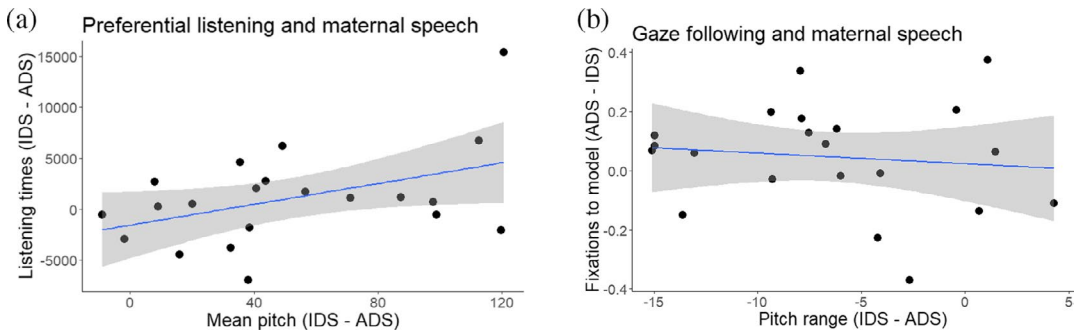
Table 2). Thus, mothers did not produce more exaggerated IDS (relative to their ADS) between the two age-groups tested.

### 3.2 | Preference

A mixed ANOVA with the dependent variable listening time, the within-subjects factor *condition* (IDS, ADS), and between-subjects factors *age* (6, 13 m) and *order of presentation of condition* (IDS first, ADS first) found a significant main effect of *condition*,  $F(1, 69) = 4.16, p = .045, \eta_G^2 = 0.01$ , and a significant interaction among *condition*, *age*, and *order of presentation of condition*,  $F(1, 69) = 5.27, p = .025, \eta_G^2 = 0.01$ , but no other main effects. Pivoting on *age*, we found that 6-month-olds listened longer to IDS compared with ADS trials,  $F(1, 36) = 8.86, p = .005, \eta_G^2 = 0.01$ , with an interaction between *condition* and *order of presentation of condition*,  $F(1, 36) = 17.98, p < .001, \eta_G^2 = 0.04$ . With 13-month-olds, we found no main effect of *condition* and only an interaction between *condition* and *order of presentation of condition*,  $F(1, 33) = 25.89, p < .05, \eta_G^2 = 0.16$ . Splitting these interactions at both age groups, we found that 6-month-olds who received the IDS trial first in the experiment showed an IDS preference,  $t(18) = 4.48, p < .001, 95\% \text{ CI: } 2.06, 5.7$ , while those who received an ADS trial first did not,  $t(18) = -1.06, p = .301, 95\% \text{ CI: } -2.02, 0.67$ . Thirteen-month-olds showed a preference for ADS when the experiment began with an ADS trial,  $t(17) = -3.82, p = .001, 95\% \text{ CI: } -7.39, -2.13$ , and a preference for IDS when the experiment started with an IDS trial  $t(16) = 3.39, p = .004, 95\% \text{ CI: } 1.72, 7.49$ . Figure 1 plots the mean listening times to each condition separated by age and condition presented first.

#### 3.2.1 | Correlation across tasks

We ran a linear mixed-effects model on the data from the preferential listening task, that is, listening times, with the interaction between condition (IDS, ADS) and the acoustic characteristics of the difference in maternal IDS and ADS (i.e., mean pitch difference, difference in pitch range, and utterance duration difference) and the difference in target looking across the IDS and ADS



**FIGURE 2** (a) Correlation between data from preferential listening task at 6 months and difference in mean pitch of maternal infant-directed speech (IDS) and adult-directed speech (ADS). (b) Correlation between data from preferential listening task at 13 months and difference in duration of utterances in maternal IDS and ADS. Note that IDS typically has utterances of shorter duration than ADS, hence the negative fit

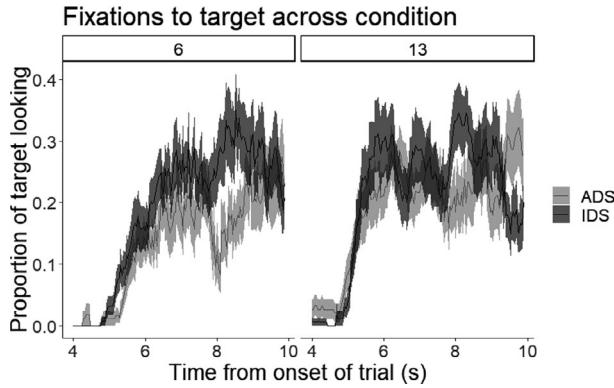
**TABLE 3** Model examining listening times in the preferential listening task with interaction between condition (IDS, ADS) and difference in mean pitch, duration, pitch range across maternal IDS and ADS; as well as difference in fixations to the target in IDS and ADS trials in the gaze following task as fixed effects and random intercept on subject split by age (6, 13 m):  $\text{lmer}(\text{listening times} \sim \text{condition} * (\text{mean pitch} + \text{duration} + \text{pitch range} + \text{PTL}) + (1 | \text{first}) + (1 | \text{subject}))$ .

Predictors	6-month-olds			13-month-olds		
	Estimates	CI	<i>p</i>	Estimates	CI	<i>p</i>
Intercept	5.00	−0.44 to 10.43	.070	17.14	9.49 to 24.79	<.001
Condition:mean pitch	0.05	0.01 to 0.10	<b>.014</b>	−0.01	−0.11 to 0.10	.878
Condition:duration	−0.38	−4.44 to 3.68	.855	−7.41	−12.43 to −2.39	<b>.004</b>
Condition:pitch range	0.26	−0.05 to 0.56	.099	−0.05	−0.64 to 0.55	.880
Condition:target fixations	−2.27	−18.22 to 13.68	.781	8.81	−21.56 to 39.19	.570

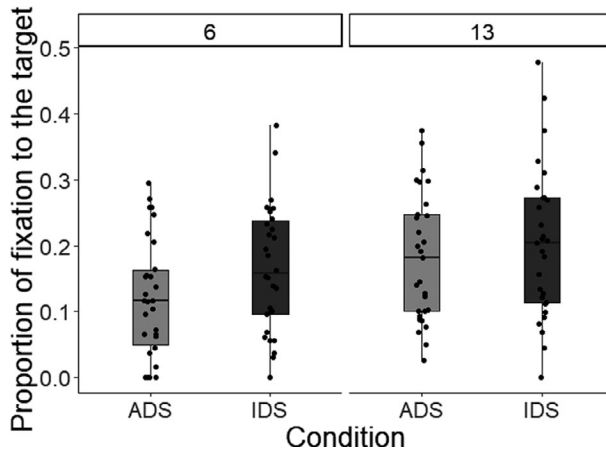
Note: Bold values highlight significant *p*-values.

condition in the gaze following task (see below for further details on this measure) as fixed effects and random effects on subject, order of presentation, and item (where possible given problems of singular fit when controlling for variance at the item level). Drop1 analysis found a significant interaction between condition and mean pitch difference at 6 months of age,  $\chi^2(1) = 5.34$ ,  $p = .021$ , and an interaction between condition and duration of utterances at 13 months of age,  $\chi^2(1) = 6.99$ ,  $p = .008$  (see Table 2 for estimates). This pattern was corroborated by correlation tests between listening times in the IDS condition and the mean pitch difference ( $r = 0.48$ ,  $p = .026$ ) between maternal IDS and ADS. Note, this pattern changed when considering the total duration of listening time to IDS and ADS trials in the preferential listening task: Drop1 analysis found no significant interaction between condition and mean pitch difference at 6 months of age (although a larger model including maximum and minimum pitch did find an interaction between pitch difference and condition,  $\chi^2(1) = 6.32$ ,  $p = .011^2$ ), but an interaction between condition and duration of

<sup>2</sup>We initially ran larger models including maximum, minimum, mean pitch difference, pitch range and utterance duration. We do not report the results of these larger models given potential issues of collinearity across these measures.



**FIGURE 3** Proportion of target fixations after the model initiated her gaze (at 4 s) to the target object in 6-month-olds and 13-month-olds across conditions (IDS and ADS)



**FIGURE 4** Proportion of target fixations after the model initiated her gaze (at 4 s) to the target object in 6-month-olds and 13-month-olds across conditions (IDS and ADS) averaged across the critical window

utterances at 13 months of age,  $\chi^2(1) = 8.29, p = .003$ . While the data entered into the model were continuous, for ease of depiction and interpretation, Figure 2 presents the averaged data for the interaction between condition mean pitch (2A) at 6 months of age and the interaction between condition and duration at 13 months of age. The estimates given in Table 3 provide a picture of the variance explained by these factors at each age group.

We also calculated the difference between the acoustic characteristics of IDS and ADS of the maternal recordings and the acoustic characteristics of IDS and ADS stimuli presented in the preferential listening task ( $(IDS_{pref} - ADS_{pref}) - (IDS_{mat} - ADS_{mat})$ ). The greater this difference was, the more exaggerated was the difference between IDS and ADS stimuli presented in the preferential listening task relative to the difference between the mothers' own IDS and ADS. A drop1 analysis found that adding this difference improved model fit at 6 months of the preferential listening time data with regards to mean pitch,  $\chi^2(1) = 5.77, p = .016$ . At 13 months we found improved model fit with regards to duration  $\chi^2(1) = 5.12, p = .023$ . In particular, infants showed a familiarity preference at 6 months, with infants, whose mothers similarly exaggerated IDS relative to ADS as was the case in the stimuli presented in the preferential listening task, showing a greater IDS preference. In simplified terms, infants preferred listening to IDS that was more similar to their mothers' IDS.

### 3.3 | Gaze following

Figure 3 plots the proportion of target looking after the model had initiated her gaze to the target object separated by condition throughout trials (IDS and ADS). We analyzed the proportion of looking to the target after the model had shifted her gaze and fixated one of the objects presented on the table in front of her. A repeated-measures ANOVA with the within-subjects factor *condition* (IDS, ADS), and the between-subjects factor *age* (6, 13 m) and *order of condition* (IDS first, ADS first) revealed a significant main effect of *condition*,  $F(1, 57) = 7.31, p = .009, \eta_G^2 = 0.03$ , indicating increased target looking in IDS compared with ADS (see Figure 4, with a split by age group). No other main effects or interactions were found. These results suggest no differences across age groups with regard to the influence of IDS on infants' gaze following behavior.

#### 3.3.1 | Correlation across tasks

We ran a linear mixed-effects model on the fixations to the target, with the interaction between condition (IDS, ADS) and the acoustic characteristics of the difference in maternal IDS and ADS (i.e., mean pitch difference, utterance duration, and difference in pitch range) and the normalized difference in listening times to IDS and ADS trials in the preferential listening task as fixed effects and random effects on subject and item. There were no significant interactions between condition and any of the above factors in this analysis,  $ps > .112$ .

## 4 | DISCUSSION

The aim of this study was to investigate the interaction among the prosodic characteristics of maternal IDS, infants' preference for IDS over ADS, and the functional relevance of IDS in infant-directed communication, that is, the extent to which IDS impacts infants' responding. We hypothesized that these three facets of IDS may influence one another, such that variation in one of these factors co-occurs with variation in the other. In particular, we were interested in (a) whether there are prosodic differences in the IDS and ADS produced by German mothers, (b) whether German infants show a preference for IDS compared with ADS, (c) whether German infants follow someone's gaze faster when this person was previously presented speaking IDS compared with ADS, (d) how these characteristics vary across development, and (e) if and how these factors interact with one other. We were interested in the potential roots of infants' preference for IDS and the extent to which this may be related to the quality of maternal IDS, and the extent to which infants' preference for IDS may itself be related to the functional relevance of IDS in communication.

Similar to other studies (e.g., Fernald et al., 1989), there were significant differences in the prosodic characteristics of German mothers' IDS compared with their ADS at both age groups. Mothers of infants at 6 and 13 months produced utterances with higher mean, maximum, and minimum pitch in IDS compared with ADS. They produced utterances of shorter duration in IDS relative to ADS. While utterances in IDS tend to be longer due to the lengthening of vowels and longer pauses, the total duration of utterances in naturalistic IDS tends to be shorter due to the fewer number of words per utterance (see Soderstrom, 2007, for a review). They also produced utterances with a narrower pitch range in IDS compared with ADS. This may be because mothers produced utterances with higher minimum pitch in IDS, thereby potentially reducing the range possible in this register.

We found no developmental differences in IDS produced by mothers of 6- and 13-month-olds. In other words, 13-month-olds hear IDS which is prosodically similar to that heard by 6-month-olds. Admittedly, these findings are in the context of mothers' retelling a story to their infant, which may differ from the prosodic characteristics of their other interactions with their infant. However, ongoing data from our laboratory examining natural interactions between mothers and infants at the same ages similarly find no differences in the prosodic characteristics of maternal IDS across early infancy (c.f., Schreiner, Eiteljoerge, Behne, & Mani, in prep).

A preference for IDS over ADS was only found at 6 months of age. This finding is in line with previous studies reporting an IDS preference between 4 and 8 months (Cooper et al., 1997; Fernald, 1985; Kaplan, Goldstein, Huckleby, & Cooper, 1995; Kaplan, Goldstein, Huckleby, Owren, et al., 1995; Newman & Hussain, 2006; Singh et al., 2002; Thiessen et al., 2005; Werker & McLeod, 1989). At 13 months, we did not find a preference for IDS over ADS. This is likely attributable to changes in the speed of infants' language processing from 6 to 13 months of age, with older infants being able to process a broader range of stimuli (c.f., Schreiner & Mani, 2017), including less infant-directed stimuli, leading to 13-month-olds not showing as much as a preference for IDS. Similar findings are reported in Newman and Hussain (2006).

These findings contrast with findings of a decrease in preference between 7 and 10 months, and a later increase in preference after this age (Hayashi et al., 2001). These also contrast with the findings from the ManyBabies project on IDS preference, with a more robust IDS preference past 12 months of age (The ManyBabies Consortium, 2020). This preference was more robust in North American English (NAE) infants relative to infants from non-NAE backgrounds and was tested using NAE IDS, which differs starkly from German IDS. We presented infants with German IDS and ADS, with the possibility that the reduced prosodic differences between German IDS and ADS (Fernald et al., 1989; Schreiner & Mani, 2017) lead to a reduced IDS preference at this later age.

In line with previous findings (Cooper et al., 1997; Kaplan, Goldstein, Huckleby, & Cooper, 1995; The ManyBabies Consortium, 2020; see also Cooper & Aslin, 1990, 1994), we found that the difference in listening times varied with order of presentation of trials. This was particularly so with the 13-month-olds who listened longer to whichever register they were presented with first. The 6-month-olds did not show increased listening times to ADS trials even when the first trial presented was in ADS. With all the constraints associated with interpreting null effects, this suggests conflicting influences from the order of presentation of trials and a potentially "real" IDS preference at 6 months. This is in line with our results, showing an overall IDS preference only at 6 months.

Despite the effect appearing smaller in the older age group relative to the younger age group, we do not find statistical differences in the performance of the gaze following task across the two age groups. Here, we found a significant effect of condition that did not differ across age groups, with 6- and 13-month-olds fixating the target more when cued by IDS than by ADS. This finding replicates Senju and Csibra's (2008) findings with 6-month-olds (see also Hernik & Broesch, 2019) and extends this IDS effect to 13-month-olds, speaking overall to the functional relevance of IDS in communication with young infants. IDS appears to attract infants' attention more and drives them to engage with others in social interactions; IDS is attentionally salient. As the task performed by infants was nonlinguistic—and could not therefore be influenced by hyperarticulation in IDS—the findings highlight the attentional salience of IDS in driving infant responding and learning.

## 4.1 | Performance across tasks

Before discussing these results, we highlight two features of this analysis which are key to interpretation. First, we only took the difference in the acoustic characteristics of individual mothers' IDS and

ADS into the analyses, allowing us to tap into the infant directedness of maternal input and not the prosodic characteristics of the mothers' speech, per se. Second, we controlled for variance in the other tasks when examining performance in any one task, that is, in analyzing the contribution of variation in maternal input on performance in the preferential listening task, we controlled for performance in the gaze following task, and vice versa.

Overall, we found that the acoustic characteristics of maternal IDS (relative to ADS) influenced performance most. Differences in the mean pitch and duration of utterances in maternal IDS (relative to ADS) influenced performance in the preferential listening task. At 6 months, infants whose mothers produced more exaggerated prosody (with regard to mean pitch) in IDS (relative to ADS) showed a greater preference for IDS (relative to ADS) in the preferential listening task. This finding highlights a keen link between the prosodic characteristics of maternal IDS and infants' IDS preference. Examining the difference between maternal IDS and the IDS stimuli presented in the preferential listening task, we found that infants whose mothers' IDS was similar to the IDS in the preferential listening task showed a more robust IDS preference, suggesting a familiarity preference underlying the IDS effect reported here. This raises questions as to the extent to which a similar familiarity preference underlies the IDS preference in the studies reported to-date, especially against the background of studies suggesting that infants show improved segmentation of words from exaggerated IDS even when the IDS typical to their native language is not similarly exaggerated (Flocchia et al., 2016; Schreiner & Mani, 2017). Given the exploratory nature of these analyses, we do not comment on this issue further but highlight that different factors may underlie the reported IDS preference, including but not limited to the quality of the IDS that children are exposed to, and the quality of the stimuli presented to infants in a particular task.

At 13 months, we found that infants whose mothers produced shorter utterances in IDS (relative to ADS) showed a greater preference for IDS (relative to ADS) in the preferential listening task. Shorter utterances have been highlighted as one of the key features of maternal IDS and appear to interact with infants' IDS preference at 13 months, as was the case with the pitch of maternal IDS at 6 months. We raise, however, the concern that the results with 13-month-olds need to be treated with considerable caution, given the presence of outliers that may have driven this effect and the fact that there was no independent IDS preference found at this age—we only found an interaction between condition and order of presentation at this age.

We found no influence of performance in the gaze following task on performance in the preferential listening task and vice versa. One reason why we found no influence of maternal IDS quality on gaze following performance may be due to the increased social cues provided in this task. The gaze cue, in conjunction with the increased attentional salience of IDS, may leave little room for modulation of infants' performance by maternal IDS quality, due to the relevance of these cues. In other words, the increased social cues in the gaze following task may outweigh individual variation caused by infants' preference for IDS (over ADS) or the acoustic characteristics of maternal IDS (relative to ADS). This explanation highlights the dynamic interaction between multiple cues in infant responding to IDS, with differential weighting of social cues, maternal input, and IDS salience in the same infants in different tasks across early language development.

## 5 | CONCLUSION

Our findings highlight developmental differences in infants' preference for IDS over ADS, with 6-month-olds showing a preference while 13-month-olds do not. We do not find developmental differences in the functional relevance of IDS across development, or any in the quality of maternal IDS.



Across tasks, the findings highlight the strong link between infants' response to IDS and the quality of maternal IDS, which may have consequences for our understanding of infants' learning from IDS. We note that the direction of this effect remains unclear due to the cross-sectional nature of the study. In other words, the link between maternal IDS and infant responding can either be explained by mothers being conditioned to produce more exaggerated IDS when their infants respond more actively to this register (c.f., Smith & Trainor, 2008), or infants responding more actively to this register because they have more exposure to exaggerated IDS in their daily input. At present, we cannot adjudicate between these two possibilities. We suggest that the repeated findings of a link between maternal input and infants' response to IDS in this study highlight the shared underpinnings of maternal IDS and infants' response to IDS. This study, therefore, speaks to a dynamic interaction between infants' preference for different kinds of social signals and the social cues available to them.

## ACKNOWLEDGMENTS

This work was funded by the Deutsche Forschungsgemeinschaft (DFG, German Research Foundation)—Project number 254142454/GRK 2070 and the Leibniz ScienceCampus Primate Cognition.

## CONFLICTS OF INTEREST

The authors declare no conflicts of interest with regard to the funding source for this study.

## ORCID

Vivien Outters  <https://orcid.org/0000-0002-2061-8583>

## REFERENCES

- Bernstein Ratner, N. (1984). Patterns of vowel modification in mother–child speech. *Journal of Child Language*, *11*(3), 557–578.
- Boersma, P., & Weenink, D. (2019). *Praat: Doing phonetics by computer*. Computer program, version 6.0. 46.
- Butler, S. C., O'Sullivan, L. P., Shah, B. L., & Berthier, N. E. (2014). Preference for infant-directed speech in preterm infants. *Infant Behavior and Development*, *37*(4), 505–511. <https://doi.org/10.1016/j.infbeh.2014.06.007>
- Carpenter, M., Nagell, K., Tomasello, M., Butterworth, G., & Moore, C. (1998). Social cognition, joint attention, and communicative competence from 9 to 15 months of age. *Monographs of the Society for Research in Child Development*, *63*, i.
- Cooper, R. P., Abraham, J., Berman, S., & Staska, M. (1997). The development of infants' preference for motherese. *Infant Behavior and Development*, *20*(4), 477–488.
- Cooper, R. P., & Aslin, R. N. (1990). Preference for infant-directed speech in the first month after birth. *Child Development*, *61*(5), 1584. <https://doi.org/10.2307/1130766>
- Cooper, R. P., & Aslin, R. N. (1994). Developmental differences in infant attention to the spectral properties of infant-directed speech. *Child Development*, *65*(6), 1663–1677.
- Cristia, A. (2010). Phonetic enhancement of sibilants in infant-directed speech. *The Journal of the Acoustical Society of America*, *128*, 424. <https://doi.org/10.1121/1.3436529>
- Cristia, A. (2013). Input to language: The phonetics and perception of infant-directed speech. *Language and Linguistics Compass*, *7*(3), 157–170.
- Csibra, G., & Gergely, G. (2009). Natural pedagogy. *Trends in Cognitive Sciences*, *13*(4), 148–153.
- Csibra, G., & Gergely, G. (2011). Natural pedagogy as evolutionary adaptation. *Philosophical Transactions of the Royal Society B: Biological Sciences*, *366*(1567), 1149–1157.
- D'Odorico, L., & Jacob, V. (2006). Prosodic and lexical aspects of maternal linguistic input to late-talking toddlers. *International Journal of Language and Communication Disorders*, *41*(3), 293–311.
- Eiteljoerge, S. F. V., Adam, M., Elsner, B., & Mani, N. (2019). Consistency of co-occurring actions influences young children's word learning. *Royal Society Open Science*, *6*, 190097. <https://doi.org/10.1098/rsos.190097>

- Farran, L. K., Lee, C. C., Yoo, H., & Oller, D. K. (2016). Cross-cultural register differences in infant-directed speech: An initial study. *PLoS ONE*, *11*(3), e0151518. <https://doi.org/10.1371/journal.pone.0151518>
- Fernald, A. (1985). Four-month-old infants prefer to listen to motherese. *Infant Behavior and Development*, *8*, 181–195.
- Fernald, A. (1989). Intonation and communication intent in mothers' speech to infants: Is the melody the message? *Child Development*, *60*(6), 1497–1510.
- Fernald, A., & Kuhl, P. (1987). Acoustic determinants of infant preference for motherese speech. *Infant Behavior and Development*, *10*(3), 279–293.
- Fernald, A., & Simon, T. (1984). Expanded intonation contours in mothers' speech to newborns. *Developmental Psychology*, *20*(1), 104.
- Fernald, A., Taeschner, T., Dunn, J., Papousek, M., de Boysson-Bardies, B., & Fukui, I. (1989). A cross-language study of prosodic modifications in mothers' and fathers' speech to preverbal infants. *Journal of Child Language*, *16*(03), 477. <https://doi.org/10.1017/S0305000900010679>
- Fisher, C., & Tokura, H. (1996). Acoustic cues to grammatical structure in infant-directed speech: Cross-linguistic evidence. *Child Development*, *67*(6), 3192–3218.
- Floccia, C., Keren-Portnoy, T., DePaolis, R., Duffy, H., Delle Luche, C., Durrant, S., ... Vihman, M. (2016). British English infants segment words only with exaggerated infant-directed speech stimuli. *Cognition*, *148*, 1–9.
- Glenn, S. M., & Cunningham, C. C. (1983). What do babies listen to most? A developmental study of auditory preferences in nonhandicapped infants and infants with Down's syndrome. *Developmental Psychology*, *19*(3), 332.
- Golinkoff, R. M., Can, D. D., Soderstrom, M., & Hirsh-Pasek, K. (2015). (Baby)Talk to me: The social context of infant-directed speech and its effects on early language acquisition. *Current Directions in Psychological Science*, *24*(5), 339–344. <https://doi.org/10.1177/0963721415595345>
- Graf-Estes, K., & Hurley, K. (2013). Infant-directed prosody helps infants map sounds to meanings. *Infancy*, *18*(5), 797–824.
- Gredebäck, G., Astor, K., & Fawcett, C. (2018). Gaze following is not dependent on ostensive cues: A critical test of natural pedagogy. *Child Development*, *89*(6), 2091–2098.
- Grieser, D. L., & Kuhl, P. K. (1988). Maternal speech to infants in a tonal language: Support for universal prosodic features in motherese. *Developmental Psychology*, *24*(1), 14.
- Hayashi, A., Tamekawa, Y., & Kiritani, S. (2001). Developmental change in auditory preferences for speech stimuli in Japanese infants. *Journal of Speech, Language, and Hearing Research*, *44*(6), 1189–1200.
- Henning, A., Striano, T., & Lieven, E. V. M. (2005). Maternal speech to infants at 1 and 3 months of age. *Infant Behavior and Development*, *28*(4), 519–536. <https://doi.org/10.1016/j.infbeh.2005.06.001>
- Hernik, M., & Broesch, T. (2019). Infant gaze following depends on communicative signals: An eye-tracking study of 5-to 7-month-olds in Vanuatu. *Developmental Science*, *22*(4), e12779.
- Kaplan, P. S., Goldstein, M. H., Hucceby, E. R., & Cooper, R. P. (1995). Habituation, sensitization, and infants' responses to motherese speech. *Developmental Psychobiology*, *28*(1), 45–57.
- Kaplan, P. S., Goldstein, M. H., Hucceby, E. R., Owren, M. J., & Cooper, R. P. (1995). Dishabituation of visual attention by infant-versus adult-directed speech: Effects of frequency modulation and spectral composition. *Infant Behavior and Development*, *18*(2), 209–223.
- Kaye, K. (1980). Why we don't talk baby talk to babies. *Journal of Child Language*, *7*, 489–507.
- Kuhl, P. K., Andruski, J. E., Chistovich, I. A., Chistovich, L. A., Kozhevnikova, E. V., Ryskina, V. L., ... Lacerda, F. (1997). Cross-language analysis of phonetic units in language addressed to infants. *Science*, *277*(5326), 684–686.
- Lyakso, E. E., Frolova, O. V., & Grigorev, A. S. (2014). Infant vocalizations at the first year of life predict speech development at 2–7 years: Longitudinal study. *Psychology*, *5*(12), 1433–1445.
- Ma, W., Golinkoff, R. M., Houston, D. M., & Hirsh-Pasek, K. (2011). Word learning in infant- and adult-directed speech. *Language Learning and Development*, *7*(3), 185–201. <https://doi.org/10.1080/15475441.2011.579839>
- Malsheen, B. J. (1980). Two hypotheses for phonetic clarification in the speech of mothers to children. *Child Phonology*, *2*, 173–184.
- Mani, N., & Pätzold, W. (2016). Sixteen-month-old infants' segment words from infant-and adult-directed speech. *Language Learning and Development*, *12*(4), 499–508.
- McMurray, B. (2016). Language at three timescales: The role of real-time processes in language development and evolution. *Topics in Cognitive Science*, *8*(2), 393–407.
- Meints, K., & Woodford, A. (2008). *Lincoln infant lab package 1.0: A new programme package for ipl, preferential listening, habituation and eyetracking*. [Computer software manual].

- Murray, A. D., Johnson, J., & Peters, J. (1990). Fine-tuning of utterance length to preverbal infants: Effects on later language development. *Journal of Child Language*, *17*, 511–525.
- Naoi, N., Minagawa-Kawai, Y., Kobayashi, A., Takeuchi, K., Nakamura, K., Yamamoto, J. I., & Shozo, K. (2012). Cerebral responses to infant-directed speech and the effect of talker familiarity. *NeuroImage*, *59*(2), 1735–1744.
- Newman, R., & Hussain, S. (2006). Changes in preference for infant-directed speech in low and moderate noise by 4.5- to 13-month-olds. *Infancy*, *10*(1), 61–76.
- Niwano, K., & Sugai, K. (2002a). Intonation contour of Japanese maternal infant-directed speech and infant vocal response. *The Japanese Journal of Special Education*, *39*(6), 59–68.
- Niwano, K., & Sugai, K. (2002b). Acoustic determinants eliciting Japanese infants' vocal response to maternal speech. *Psychological Reports*, *90*(1), 83–90. <https://doi.org/10.2466/PR0.90.1.83-90>
- Pegg, J. E., Werker, J. F., & McLeod, P. J. (1992). Preference for infant-directed over adult-directed speech: Evidence from 7-week-old infants. *Infant Behavior and Development*, *15*(3), 325–345.
- Roberts, S., Fyfield, R., Baibazarova, E., van Goozen, S., Culling, J. F., & Hay, D. F. (2013). Parental speech at 6 months predicts joint attention at 12 months. *Infancy*, *18*(S1), E1–E15.
- Schachner, A., & Hannon, E. E. (2011). Infant-directed speech drives social preferences in 5-month-old infants. *Developmental Psychology*, *47*(1), 19–25.
- Schieffelin, B. B., & Ochs, E. (1983). A cultural perspective on the transition from prelinguistic to linguistic communication. In R. M. Golinkoff (Ed.), *The transition from prelinguistic to linguistic communication* (pp. 115–131). Hillsdale, NJ: Lawrence Erlbaum Associates.
- Schreiner, M. S., Altvater-Mackensen, N., & Mani, N. (2016). Early word segmentation in naturalistic environments: Limited effects of speech register. *Infancy*, *21*(5), 625–647.
- Schreiner, M. S., Eiteljoerge, S. F. V., Behne, T., & Mani, N. (in prep). *The quality and quantity of infant-directed speech across children's development*.
- Schreiner, M. S., & Mani, N. (2017). Listen up! Developmental differences in the impact of IDS on speech segmentation. *Cognition*, *160*, 98–102. <https://doi.org/10.1016/j.cognition.2016.12.003>
- Segal, J., & Newman, R. S. (2015). Infant preferences for structural and prosodic properties of infant-directed speech in the second year of life. *Infancy*, *20*(3), 339–351. <https://doi.org/10.1111/infa.12077>
- Senju, A., & Csibra, G. (2008). Gaze following in human infants depends on communicative signals. *Current Biology*, *18*(9), 668–671. <https://doi.org/10.1016/j.cub.2008.03.059>
- Sherrod, K., Friedman, S., Crawley, S., Drake, D., & Devieux, J. (1977). Maternal language to prelinguistic infants: Syntactic aspects. *Child Development*, *48*(4), 1662–1665. <https://doi.org/10.2307/1128531>
- Singh, L., Morgan, J. L., & Best, C. T. (2002). Infants' listening preferences: Baby talk or happy talk? *Infancy*, *3*(3), 365–394.
- Singh, L., Nestor, S., Parikh, C., & Yull, A. (2009). Influences of infant-directed speech on early word recognition. *Infancy*, *14*(6), 654–666.
- Smith, N. A., & Trainor, L. J. (2008). Infant-directed speech is modulated by infant feedback. *Infancy*, *13*(4), 410–420.
- Soderstrom, M. (2007). Beyond babytalk: Re-evaluating the nature and content of speech input to preverbal infants. *Developmental Review*, *27*(4), 501–532. <https://doi.org/10.1016/j.dr.2007.06.002>
- Soderstrom, M., Blossom, M., Foygel, R., & Morgan, J. L. (2008). Acoustical cues and grammatical units in speech to two preverbal infants. *Journal of Child Language*, *35*(04), 869–902.
- Spinelli, M., Fasolo, M., & Mesman, J. (2017). Does prosody make the difference? A meta-analysis on relations between prosodic aspects of infant-directed speech and infant outcomes. *Developmental Review*, *44*, 1–18.
- Stern, D., Spieker, S., Barnett, R., & MacKain, K. (1983). The prosody of maternal speech: Infant age and context related changes. *Journal of Child Language*, *10*(1), 1–15. <https://doi.org/10.1017/S0305000900005092>
- The ManyBabies Consortium (2020). Quantifying sources of variability in infancy research using the infant-directed-speech preference. *Advances in Methods and Practices in Psychological Science*, *3*(1), 24–52. <https://doi.org/10.1177/2515245919900809>
- Thiessen, E. D., Hill, E. A., & Saffran, J. R. (2005). Infant-directed speech facilitates word segmentation. *Infancy*, *7*(1), 53–71.
- Vosoughi, S., Roy, B., Frank, M., & Roy, D. (2010). Contributions of prosodic and distributional features of caregivers' speech in early word learning. *Proceedings of the 5th International Conference on Speech Prosody*. Chicago, IL.
- Weisleder, A., & Fernald, A. (2013). Talking to children matters: Early language experience strengthens processing and builds vocabulary. *Psychological Science*, *24*, 2143–2152.

- Werker, J. F., & McLeod, P. J. (1989). Infant preference for both male and female infant-directed talk: A developmental study of attentional and affective responsiveness. *Canadian Journal of Psychology/Revue Canadienne de Psychologie*, *43*(2), 230–246.
- Werker, J. F., Pons, F., Dietrich, C., Kajikawa, S., Fais, L., & Amano, S. (2007). Infant-directed speech supports phonetic category learning in English and Japanese. *Cognition*, *103*(1), 147–162. <https://doi.org/10.1016/j.cognition.2006.03.006>
- Woodward, A. L. (2003). Infants' developing understanding of the link between looker and object. *Developmental Science*, *6*(3), 297–311.
- Zangl, R., & Mills, D. L. (2006). Increased brain activity to infant-directed speech in 6- and 13-month-old infants. *Infancy*, *11*(1), 31–62.

**How to cite this article:** Outters V, Schreiner MS, Behne T, Mani N. Maternal input and infants' response to infant-directed speech. *Infancy*. 2020;00:1–22. <https://doi.org/10.1111/infa.12334>

## APPENDIX 1

### Stimuli recorded for preferential listening task

Short stories taken from: <http://www.kidsnet.at/Deutsch/erlebnisbaum.htm>

1. Mein Bruder und ich waren alleine zu Hause. Nach dem Abendessen las ich noch ein wenig und legte mich ins Bett. Draußen regnete es stark und der Wind pfiff um das Haus. Ein wenig ängstlich war mir schon zu Mute. Alles war so still irgendwie furchterregend. Thomas mein Bruder arbeitete ganz oben in seinem Zimmer am Computer. Bevor ich das Licht ausmachte, schaltete (*End of IDS stimuli*) ich die Alarmanlage ein. Bald schlief ich tief und fest. Kurz danach machte auch Thomas das Licht aus und schlief (*End of ADS stimuli*) auch ein.
2. Gestern war ich alleine zu Hause. Alle waren in ein Konzert gegangen nur ich hatte keine Karte mehr bekommen. Nach dem Essen guckte ich fern und las in einem Buch. Eine Stunde später legte ich mich ins Bett und versuchte zu schlafen, aber es gelang mir nicht. Inzwischen war ein Gewitter aufgezogen und es war schrecklich dunkel. In der Diele knarrte es, Türen quietschten und ein (*End of IDS stimuli*) Fenster schlug auf und zu. Plötzlich wurde die Haustüre geöffnet und ich vernahm leise Schritte. Was wäre, wenn da ein Einbrecher ist (*End of ADS stimuli*).
3. Letzten Sommer beschlossen meine Freunde aus der Wohnstraße und ich ein Baumhaus zu bauen. In der Nähe unserer Straße entdeckten wir einen passenden alten Baum. Wir brauchten nicht einmal eine Woche und schon war das Baumhaus fertig. Jeden Tag nach den Hausaufgabe trafen wir uns dort zum Spielen. Eines Tages passierte etwas Schreckliches. Ich war alleine beim Baumhaus (*End of IDS stimuli*). Da stolperte ich über einen naheliegenden Stacheldraht, verlor das Gleichgewicht und versuchte mich mit der rechten Hand am Boden abzustützen. "Au", schrie ich (*End of ADS stimuli*).
4. Im August machten meine Eltern und ich eine Urlaubsrundfahrt. Am ersten Tag fuhren wir ins Burgenland, wo wir eine große Burg besichtigten. An der Kasse kauften wir eine Familienkarte. Mit ihr bekamen wir ein Prospekt überreicht und konnten auch an einer Führung teilnehmen. Zuerst marschierten wir also über den Innenhof in den Rittersaal, der noch gut erhalten war (*End of IDS stimuli*). Der Führer erzählte uns schmunzelnd, dass die Stühle deshalb eine hohe Lehne hatten, damit die Ritter nach einer fröhlichen Feier nicht nach hinten kippen konnten. Weiter ging es dann (*End of ADS stimuli*) in die ehemaligen Schafräume, die Kemenaten.
5. An einem herrlichen, wunderschönen Sommertag waren meine Familie und ich bei Freunden zu Besuch. Wir hatten viel Spaß mit unserer Freundin Mareike und die Zeit verging wie im Flug. Nach dem Abendessen überkam uns aber ein wenig die Langeweile. Da hatte Michaela eine tolle Idee. Sie erzählte meinem Bruder und mir von einem alten (*End of IDS stimuli*) verfallenen Haus ganz in der Nähe. Obwohl es schon dunkel war, machten wir uns mit Taschenlampen auf den Weg. Als wir das Gebäude erreichten, überkam uns aber ein ungutes Gefühl. Das Haus sah richtig (*End of ADS stimuli*) gruselig aus.
6. Vor gar nicht allzu langer Zeit, kurz bevor ich einschlief, hörte ich ein lautes Krachen. Erschreckt setzte ich mich im Bett auf, meine Schwester schlief noch ganz fest. Da hörte ich es das Klirren nochmals. Ängstlich suchte ich die Anderen. Gemeinsam schauten wir was geschehen war. Im Bad war alles in Ordnung. Langsam (*End of IDS stimuli*) gingen wir die Treppe hinunter. Auch im Erdgeschoß war alles ruhig. Trotzdem waren meine Hände leicht feucht und ich war froh, dass ich nicht alleine war (*End of ADS stimuli*).

## APPENDIX 2

**Acoustic characteristic of IDS and ADS stimuli in preferential listening task and gaze following****TABLE A1** Acoustic characteristics of infant-directed speech (IDS) and adult-directed speech (ADS) stimuli in preferential listening task

<b>Preferential listening task</b>		
	<b>IDS</b>	<b>ADS</b>
Max pitch (Hz)	404.81	268.60
Min pitch (Hz)	139.77	102.38
Mean pitch (Hz)	241.66	195.31
Pitch range (st)	18.73	18.32
Duration (s)	2.92	3.30

**TABLE A2** Acoustic characteristics of infant-directed speech (IDS) and adult-directed speech (ADS) stimuli in gaze following task

<b>Gaze following task (adapted German version and original English version)</b>				
	<b>German IDS</b>	<b>German ADS</b>	<b>English IDS</b>	<b>English ADS</b>
Max pitch (Hz)	494.12	291.56	538.56	272.14
Min pitch (Hz)	256.21	123.54	259.82	181.72
Mean pitch (Hz)	401.72	248.63	434.76	220.27
Pitch range (st)	11.37	14.86	12.61	6.98