

Heat flow from polygons

M. van den Berg ¹
 P. B. Gilkey ²
 K. Gittins ³

22 July 2019

Abstract

We study the heat flow from an open, bounded set D in \mathbb{R}^2 with a polygonal boundary ∂D . The initial condition is the indicator function of D . A Dirichlet 0 boundary condition has been imposed on some but not all of the edges of ∂D . We calculate the heat content of D in \mathbb{R}^2 at t up to an exponentially small remainder as $t \downarrow 0$.

AMS 2010 subject classifications. 35K05, 35K20.

Key words and phrases. Heat content, Polygon.

Acknowledgements. MvdB was supported by a Leverhulme Trust Emeritus Fellowship EM-2018-011-9. MvdB acknowledges hospitality by the Max Planck Institute for Mathematics, Bonn, and the Mathematical Institute, University of Neuchâtel. KG acknowledges support from the Max Planck Institute for Mathematics, Bonn, from October 2017 to July 2018. The authors wish to thank the referee for helpful suggestions.

1 Introduction

Let D be an open, bounded set in \mathbb{R}^m with finite Lebesgue measure $|D|$, and with boundary ∂D . We consider the heat equation

$$\Delta u = \frac{\partial u}{\partial t},$$

and impose a Dirichlet 0 boundary condition on ∂D . That is

$$u(x; t) = 0, \quad x \in \partial D, \quad t > 0.$$

We denote the (weak) solution corresponding to the initial datum

$$\lim_{t \downarrow 0} u(x; t) = 1, \quad x \in D,$$

by u_D . Then $u_D(x; t)$ represents the temperature at $x \in D$ at time t when D has initial temperature 1, and its boundary is kept at fixed temperature 0. The heat content of D at t is denoted by

$$Q_D(t) = \int_D dx u_D(x; t).$$

Both u_D and $Q_D(t)$ have been the subjects of a thorough investigation going back to the treatise by Carslaw and Jaeger, [9]. For more recent accounts we refer to [2, 13].

¹School of Mathematics, University of Bristol, Fry Building, Woodland Road, Bristol BS8 1UG, United Kingdom, mamvdb@bristol.ac.uk

²Mathematics Department, University of Oregon, Eugene, OR 97403, USA, gilkey@uoregon.edu

³Université de Neuchâtel, Institut de Mathématiques, Rue Emile-Argand 11, CH-2000 Neuchâtel, Switzerland, katie.gittins@unine.ch

Many different versions and extensions have already been considered. For example, the case where ∂D is smooth, and A is an open subset of ∂D on which a Neumann (insulating) boundary condition has been imposed, while the temperature 0 Dirichlet condition has been maintained on $\partial D - A$. This Zaremba boundary condition for the heat equation has been considered in [4], for example. Even in the case where no boundary condition has been imposed on ∂D , the corresponding heat content, denoted by $H_D(t)$, has (if ∂D is smooth) an asymptotic series as $t \downarrow 0$ similar to the one for $Q_D(t)$, see [3], for example.

In this paper we consider the heat flow out of D into \mathbb{R}^m , where a Dirichlet 0 boundary condition has been imposed on a closed subset $\partial D_- \subset \partial D$, and where no boundary condition has been imposed on $\partial D_+ := \partial D - \partial D_-$. That is

$$\Delta u = \frac{\partial u}{\partial t}, \quad (1.1)$$

with boundary condition

$$u(x; t) = 0, \quad x \in \partial D_-, \quad t > 0. \quad (1.2)$$

We denote the solution corresponding to the initial datum

$$\lim_{t \downarrow 0} u(x; t) = \mathbf{1}_D(x), \quad \text{almost everywhere,} \quad (1.3)$$

by $u_{D, \partial D_-}$. Here $\mathbf{1}_D$ is the indicator function of D . Then $u_{D, \partial D_-}$ is the weak solution of (1.1), (1.2) and (1.3), where (1.2) holds at all regular points of ∂D_- . The open set D loses heat via two mechanisms: (i) part of the boundary, ∂D_- , is at fixed temperature 0, and cools the interior of D ; (ii) since the complement of D is at initial temperature 0, heat flows over the open part of the boundary, ∂D_+ . The corresponding heat content is denoted by

$$G_{D, \partial D_-}(t) = \int_D dx u_{D, \partial D_-}(x; t).$$

Let A be a closed subset of \mathbb{R}^m , and let $p_{\mathbb{R}^m - A}(x, y; t)$, $x \in \mathbb{R}^m - A$, $y \in \mathbb{R}^m - A$, $t > 0$ be the heat kernel for the open set $\mathbb{R}^m - A$ with a Dirichlet 0 boundary condition on A . This heat kernel is non-negative, symmetric in its space variables, and satisfies the heat semigroup property. Moreover, if A and B are closed subsets with $B \subset A$ then $p_{\mathbb{R}^m - A}(x, y; t) \leq p_{\mathbb{R}^m - B}(x, y; t)$, $x \in \mathbb{R}^m - A$, $y \in \mathbb{R}^m - A$, $t > 0$. We refer to [12] for further details. Then for $x \in D$

$$u_{D, \partial D_-}(x; t) = \int_D dy p_{\mathbb{R}^m - \partial D_-}(x, y; t). \quad (1.4)$$

Let $(B(s), s \geq 0, \mathbb{P}_x, x \in \mathbb{R}^m)$ be Brownian motion associated with Δ . Recall that $p_{\mathbb{R}^m - \partial D_-}$ is the transition density for Brownian motion on \mathbb{R}^m with killing on ∂D_- . If $\tau_{\partial D_-} = \{\inf s \geq 0 : B(s) \in \partial D_-\}$, then

$$u_{D, \partial D_-}(x; t) = \mathbb{P}_x(\tau_{\partial D_-} \geq t, B(t) \in D),$$

which jibes with (1.4).

Since $D \subset \mathbb{R}^m - \partial D_- \subset \mathbb{R}^m$, we have by monotonicity,

$$0 \leq u_D(x; t) = u_{D, \partial D}(x; t) \leq u_{D, \partial D_-}(x; t) \leq u_{D, \emptyset}(x; t).$$

Hence

$$Q_D(t) \leq G_{D, \partial D_-}(t) \leq H_D(t), \quad t > 0. \quad (1.5)$$

Using the spectral resolution for the Dirichlet heat kernel on $\mathbb{R}^m - \partial D_-$ it is possible to show that all three heat contents in (1.5) are strictly decreasing in t . Moreover, (1.3) implies that for $1 \leq p < \infty$,

$$\lim_{t \downarrow 0} \|u_{D, \partial D_-}(\cdot; t) - \mathbf{1}_D(\cdot)\|_{L^p(\mathbb{R}^m - \partial D_-)} = 0. \quad (1.6)$$

The short proof below is instructive. See also [5]. By monotonicity,

$$p_{\mathbb{R}^m - \partial D_-}(x, y; t) \leq p_{\mathbb{R}^m}(x, y; t) = (4\pi t)^{-m/2} e^{-|x-y|^2/(4t)}.$$

Hence $0 < u_{D,\partial D_-}(x;t) \leq 1$, and $|u_{D,\partial D_-}(x;t) - 1| \leq 1$. Moreover,

$$\begin{aligned} \|u_{D,\partial D_-}(\cdot;t) - \mathbf{1}_D(\cdot)\|_{L^p(\mathbb{R}^m)}^p &= \int_D dx |u_{D,\partial D_-}(x;t) - 1|^p + \int_{\mathbb{R}^m - D} dx u_{D,\partial D_-}(x;t)^p \\ &\leq \int_D dx |u_{D,\partial D_-}(x;t) - 1| + \int_{\mathbb{R}^m - D} dx u_{D,\partial D_-}(x;t) \\ &= \int_D dx |u_{D,\partial D_-}(x;t) - 1| + \int_{\mathbb{R}^m} dx u_{D,\partial D_-}(x;t) - \int_D dx u_{D,\partial D_-}(x;t). \end{aligned} \quad (1.7)$$

By (1.4), Tonelli's theorem, and monotonicity,

$$\int_{\mathbb{R}^m} dx u_{D,\partial D_-}(x;t) = \int_D dy \int_{\mathbb{R}^m} dx p_{\mathbb{R}^m - \partial D_-}(x,y;t) \leq \int_D dy \int_{\mathbb{R}^m} dx p_{\mathbb{R}^m}(x,y;t) = \int_D dy. \quad (1.8)$$

By (1.7) and (1.8),

$$\|u_{D,\partial D_-}(\cdot;t) - \mathbf{1}_D(\cdot)\|_{L^p(\mathbb{R}^m)}^p \leq 2 \int_D dx |1 - u_{D,\partial D_-}(x;t)|,$$

and (1.6) follows by Lebesgue's Dominated Convergence theorem and (1.3).

The main results of this paper are concerned with the special case where D is an open, bounded set in \mathbb{R}^2 with a polygonal boundary. Throughout we make the hypothesis that the vertices of ∂D are the endpoints of exactly two edges, and that the collection of vertices $\mathcal{V} = \{V_1, V_2, \dots\}$ is finite. We consider edges of two types: Dirichlet edges which include their endpoints, and open edges which include those vertices common to two open edges. The union of all Dirichlet edges, denoted by ∂D_- as above, is a closed subset of \mathbb{R}^2 , and we denote its length by $L(\partial D_-)$. The union of all open edges, denoted by ∂D_+ , is a relatively open subset of ∂D . We denote its length by $L(\partial D_+)$. The length of ∂D is given by

$$L(\partial D) = L(\partial D_-) + L(\partial D_+).$$

It was shown in [8] that if all edges are of Dirichlet type, then

$$Q_D(t) = |D| - \frac{2}{\pi^{1/2}} L(\partial D) t^{1/2} + \sum_{\gamma \in \mathcal{C}} c(\gamma) t + O(e^{-q_D/t}), \quad t \downarrow 0, \quad (1.9)$$

where $q_D > 0$ is a constant which depends on D only, $c : (0, 2\pi] \rightarrow \mathbb{R}$ is defined by

$$c(\gamma) = \int_0^\infty d\theta \frac{4 \sinh((\pi - \gamma)\theta)}{\sinh(\pi\theta) \cosh(\gamma\theta)}, \quad (1.10)$$

$\mathcal{C} = \{\gamma_1, \gamma_2, \dots\}$ are the interior angles at the vertices V_1, V_2, \dots , and $L(\partial D)$ is the total length of all Dirichlet edges.

On the other hand, if all edges are of open type, that is $\partial D_- = \emptyset$, then it was shown in [6] that

$$H_D(t) = |D| - \frac{1}{\pi^{1/2}} L(\partial D) t^{1/2} + \sum_{\beta \in \mathcal{B}} b(\beta) t + O(e^{-h_D/t}), \quad t \downarrow 0, \quad (1.11)$$

where $h_D > 0$ is a constant which depends on D only, $b : (0, 2\pi) \rightarrow \mathbb{R}$ is defined by

$$b(\beta) = \begin{cases} \frac{1}{\pi} + \left(1 - \frac{\beta}{\pi}\right) \cot \beta, & \beta \in (0, \pi) \cup (\pi, 2\pi); \\ 0, & \beta = \pi, \end{cases},$$

$\mathcal{B} = \{\beta_1, \beta_2, \dots\}$ are the interior angles at the vertices V_1, V_2, \dots , and $L(\partial D)$ is the total length of all open edges.

The main result of this paper, Theorem 1.1 below, allows both open and Dirichlet edges. The collection of interior angles between two adjacent Dirichlet, respectively open, edges is denoted by \mathcal{C} , respectively \mathcal{B} . The collection of angles between an adjacent pair of open-Dirichlet edges (or Dirichlet-open edges) is denoted by \mathcal{A} (see Figure 1).

Theorem 1.1 *There exists a constant $g_D > 0$ depending on D only such that*

$$G_{D, \partial D_-}(t) = |D| - \frac{1}{\pi^{1/2}} \left(2L(\partial D_-) + L(\partial D_+) \right) t^{1/2} + \left(\sum_{\gamma \in \mathcal{C}} c(\gamma) + \sum_{\beta \in \mathcal{B}} b(\beta) + \sum_{\alpha \in \mathcal{A}} a(\alpha) \right) t + O(e^{-g_D/t}), \quad t \downarrow 0, \quad (1.12)$$

where $a : (0, 2\pi) \mapsto \mathbb{R}$ is given by

$$a(\alpha) = -\frac{3}{4} + \frac{1}{4} \int_0^\infty d\theta \frac{4(\sinh((\pi - \frac{\alpha}{2})\theta))^2 - (\sinh((\pi - \alpha)\theta))^2}{(\sinh(\pi\theta/2))^2 \cosh(\pi\theta)}. \quad (1.13)$$

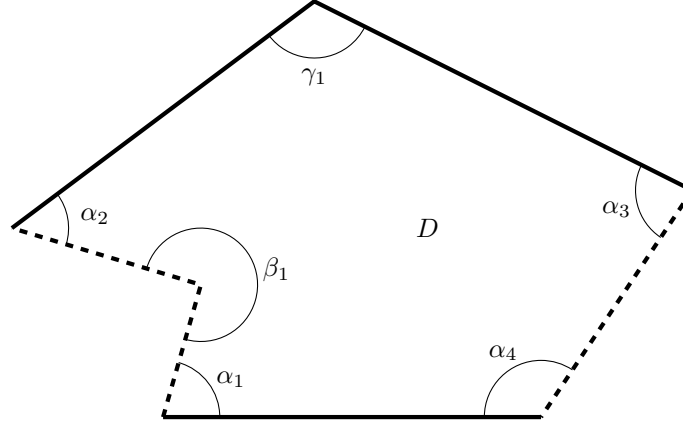


Figure 1: An open set $D \subset \mathbb{R}^2$ with polygonal boundary: the Dirichlet, respectively open, edges are displayed as solid, respectively dashed, lines.

The main results of both [6] and [8] hold for more general polygons. For example, vertices with just one edge or more than two are allowed. If a vertex supports just one edge, then the corresponding angle equals 2π and will contribute $c(2\pi)$ to the coefficient of t in (1.9). That edge counts double in the total length of Dirichlet edges. Indeed, that edge cools D at both sides. In general, the contribution from the angles to the coefficient t in (1.9) is additive. The Dirichlet condition on the edges implies this additivity. That does not hold true in the setting of open edges. If two wedges with angles, say β_1 and β_2 , are supported by the same vertex, then there is an additional contribution to the coefficient of t , depending on β_1, β_2 and the angle between these two wedges (see [6]). Furthermore, if a vertex supports just one edge, then the corresponding angle, and the corresponding edge contribute 0 to the coefficients of t and $t^{1/2}$ respectively. Indeed, heat does not flow over this edge into $\mathbb{R}^2 - D$. We shall not consider these cases, and we assume that each vertex supports precisely two edges.

The proof of Theorem 1.1 is based on a partition of D combined with model computations, as are the proofs of (1.9) and (1.11). The main computation is the one for circular sectors with radius R with opening angles γ, β, α depending on whether one deals with a Dirichlet-Dirichlet wedge, an open-open wedge, or, as in this paper, a Dirichlet-open wedge. The geometry of the Dirichlet-open wedge is one edge on which a Dirichlet boundary condition has been imposed, and an open edge separated by angle α (see Figure 2). Our main result for such a circular sector is the following.

Theorem 1.2 *Let $W_\alpha = \{(r, \phi) : r > 0, 0 < \phi < \alpha\}$ in polar coordinates, and let $u_{W_\alpha}((r, \phi); t)$ be the solution of the heat equation with a Dirichlet 0 boundary condition on the positive x_1 axis, and initial*

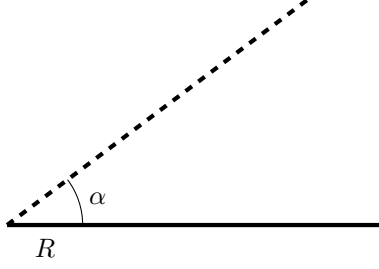


Figure 2: A Dirichlet-open wedge with angle α : the Dirichlet, respectively open, edge is displayed as a solid, respectively dashed, line.

data $\mathbf{1}_{W_\alpha}$. Then, in polar coordinates, we have

$$\begin{aligned} \int_0^R dr r \int_0^\alpha d\phi u_{W_\alpha}((r, \phi); t) &= \frac{1}{2}\alpha R^2 - \frac{3}{\pi^{1/2}}Rt^{1/2} + a(\alpha)t \\ &+ \frac{3Rt^{1/2}}{\pi^{1/2}} \int_1^\infty \frac{dv}{v^2} \int_0^1 d\zeta \frac{\zeta}{(1-\zeta^2)^{1/2}} e^{-R^2\zeta^2v^2/(4t)} \\ &+ O(e^{-m_\alpha R^2/(4t)}), \quad t \downarrow 0, \end{aligned} \quad (1.14)$$

where $m_\alpha > 0$ is a constant which depends on α only.

We recognise the various terms in the right-hand side as follows. The first term is the area of the circular sector with opening angle α and radius R . The second term combines the contributions from an open edge of length R , and a Dirichlet edge of length R . The latter having an extra factor 2. The third term is the angle contribution. The fourth term represents the contribution from two cusps. See Section 2 for details.

Unlike the integral for $c(\gamma)$ in (1.10), it is possible to evaluate the expression for $a(\alpha)$ in (1.13). To do so we write

$$\frac{1}{(\sinh(\pi\theta/2))^2 \cosh(\pi\theta)} = \frac{1}{(\sinh(\pi\theta/2))^2} - \frac{2}{\cosh(\pi\theta)},$$

and compute the resulting four integrals using formulae 3.511.7 and 3.511.9 in [14]. The common range of convergence for these four integrals is $\pi < \alpha < 3\pi/2$. We find

$$a(\alpha) = -\frac{3}{8} + \frac{3}{4\pi} - \frac{1}{8\cos\alpha} + \frac{1}{2\cos(\alpha/2)} + \left(\frac{7}{4} - \frac{3\alpha}{4\pi}\right) \frac{1}{\tan\alpha} + \left(\frac{1}{4} - \frac{\alpha}{4\pi}\right) \tan\alpha, \quad \pi < \alpha < 3\pi/2.$$

Outside this interval we can use (1.13) to evaluate $a(\alpha)$. For example, we have

$$\begin{aligned} a(\pi/2) &= -\frac{3}{8} + \frac{1}{\pi} + \frac{1}{2}\sqrt{2}, \\ a(\pi) &= -\frac{1}{4}, \\ a(3\pi/2) &= -\frac{3}{8} + \frac{1}{\pi} - \frac{1}{2}\sqrt{2}. \end{aligned} \quad (1.15)$$

The value $a(\pi) = -\frac{1}{4}$ in (1.15) is of particular interest. Consider an open, bounded set D in \mathbb{R}^m with C^∞ boundary ∂D . Let ∂D_- be a closed subset of ∂D with C^∞ boundary Σ , and $\dim \Sigma = m - 2$. Let $u_{D, \partial D_-}$ be the solution of (1.1), (1.2), and (1.3). Then, provided an asymptotic series in half

powers of t exists, we have

$$G_{D, \partial D_-}(t) = |D| - \pi^{-1/2} \left(2 \int_{\partial D_-} d\sigma + \int_{\partial D - \partial D_-} d\sigma \right) t^{1/2} + \left(\frac{1}{2} \int_{\partial D_-} d\sigma L_{aa}(\sigma) - \frac{1}{4} \text{vol}(\Sigma) \right) t + O(t^{3/2}), \quad t \downarrow 0, \quad (1.16)$$

where $d\sigma$ denotes the surface measure on ∂D , L_{aa} is the trace of the second fundamental form defined by the inward unit normal vector field of ∂D in D , $\text{vol}(\Sigma)$ is the $(m-2)$ -dimensional volume of the boundary of ∂D_- in ∂D , and $a(\pi)$ is its coefficient. To see that (1.16) holds, we note that the local geometry around Σ is as follows. Let P be a point of Σ . Then straightening out the boundary of ∂D around P we obtain, locally, an $(m-1)$ -dimensional hyper plane. The straightening out of Σ around P partitions this hyper plane into two hyper half-planes at angle π . On one (closed) hyper half-plane we have a Dirichlet 0 boundary condition, and on the remaining open hyper half-plane we do not have boundary conditions. This is precisely the geometry of a Dirichlet-open wedge with angle π times Σ . This then leads to the $a(\pi)\text{vol}(\Sigma)t$ contribution in (1.16). The computation of the coefficient of $t^{3/2}$ promises to be more complicated even in this special setting. One expects that there is an integral over Σ involving both the second fundamental form of Σ in D and the second fundamental form of ∂D in D . Consequently, several special case calculations would be required. See also [4].

The proofs of Theorems 1.2 and 1.1 have been deferred to Sections 4, and 2 respectively. In Section 3 we state some technical preliminaries which will be used in the proof of Theorem 1.2.

2 Proof of Theorem 1.1

In this section, we make use of Theorem 1.2. We prove that the latter theorem holds in Section 4.

Kac's principle of not feeling the boundary asserts that the solution of the heat equation with initial datum $\mathbf{1}_D$, where D is an open set in \mathbb{R}^m , is equal to 1 on the interior of D up to an exponentially small remainder, as $t \downarrow 0$. Kac formulated his principle in the case where a Dirichlet 0 boundary condition is imposed on all of ∂D , that is $\partial D_+ = \emptyset$. It has been shown that it also holds if no boundary condition is imposed on ∂D , that is $\partial D_- = \emptyset$. See, for example, Proposition 9(i) in [1]. In the same spirit, we have the following lemma.

Lemma 2.1 *If D is an open set in \mathbb{R}^2 , and if ∂D_- is a closed subset of ∂D , then*

$$1 \geq \int_D dy p_{\mathbb{R}^2 - \partial D_-}(x, y; t) \geq \int_D dy p_D(x, y; t) \geq 1 - 2e^{-d(x, \partial D)^2/(4t)}. \quad (2.1)$$

Proof. Since the Dirichlet heat kernel is monotone in the domain, and since $D \subset \mathbb{R}^m - \partial D_-$,

$$p_{\mathbb{R}^m - \partial D_-}(x, y; t) \geq p_D(x, y; t) > 0, \quad x \in D, \quad y \in D, \quad t > 0.$$

Hence $u_{D, \partial D_-}(x; t) \geq \int_D dy p_D(x, y; t)$. The latter integral has been bounded from below in Lemma 4 of [8]. Taking $m = 2$ in the first line of (3.2) in that paper we find (2.1). The upper bound in (2.1) follows as $p_{\mathbb{R}^m - \partial D_-}(x, y; t) \leq p_{\mathbb{R}^m}(x, y; t)$ and $\int_{\mathbb{R}^m} dy p_{\mathbb{R}^m}(x, y; t) = 1$. \square

As in [7, 8, 6], the strategy of the proof of Theorem 1.1 is to partition D into sets on which $u_{D, \partial D_-}(x; t)$ is approximated either by 1, or by $u_{W_\alpha}(x; t)$, or by $u_H(x; t)$ (where $H \subset \mathbb{R}^m$ is a half-space) depending on where $x \in D$ lies with respect to the partition. By Lemma 2.1, the terms which compensate for these approximations are exponentially small.

Below we describe the partition of the set D . At each vertex of ∂D with angle θ , we consider the circular sector of radius $R > 0$ and angle θ that is contained in D . For $\delta > 0$ (to be specified later), we consider the set of points in D that are at distance less than δ from ∂D and that are not contained in the union of the circular sectors (see Figure 3).

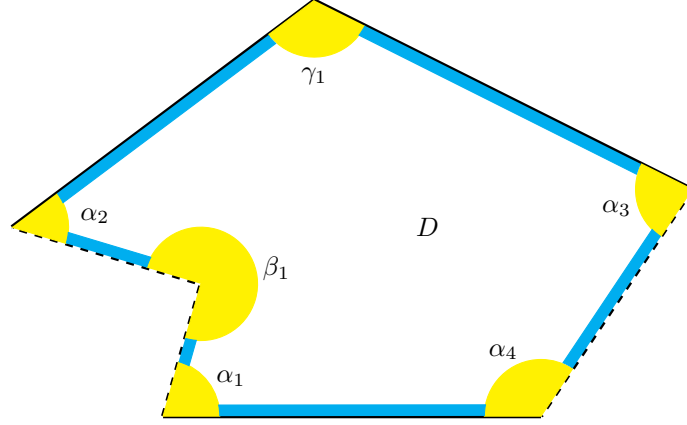


Figure 3: Partition of D (the Dirichlet, respectively open, edges are displayed as solid, respectively dashed, lines).

Let $H = \{(x_1, x_2) \in \mathbb{R}^2 : x_2 > 0\}$. Up to changing the coordinates (if necessary), we can suppose that $\partial D \cap \partial H$ is an edge e of length ℓ . Let $L = \ell - 2R$. In this way, each blue region in Figure 3 can be written (up to a set of measure 0) as the union of a rectangle

$$\{(x_1, x_2) \in \mathbb{R}^2 : R < x_1 < R + L, 0 < x_2 < \delta\},$$

and two cusps of the form

$$E_1(\delta, R) = \{x \in \mathbb{R}^2 : 0 < x_1 < R, |x| > R, 0 < x_2 < \delta\},$$

and

$$E_2(\delta, R) = \{x \in \mathbb{R}^2 : \ell - R < x_1 < \ell, |x - (\ell, 0)| > R, 0 < x_2 < \delta\}.$$

We say that these cusps are adjacent to ∂H .

We observe that each sector has two neighbouring cusps. In the partition of D , cusps of two types feature. That is, those cusps adjacent to ∂H with a Dirichlet 0 boundary condition on e , and those cusps adjacent to ∂H without a boundary condition on e (see Figure 4). Cusps of the latter type feature in [6], and those of the former type feature in [8].

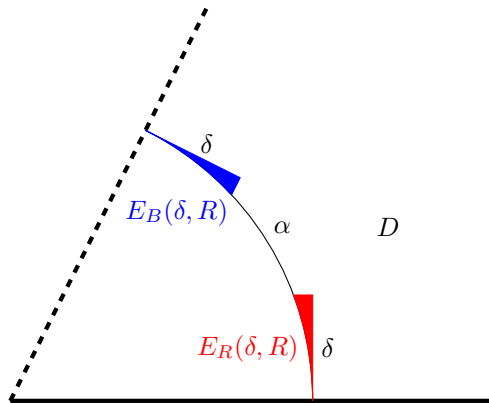


Figure 4: A sector contained in a Dirichlet-open wedge with angle α , and its neighbouring cusps $E_R(\delta, R)$ adjacent to an edge with a Dirichlet 0 boundary condition, and $E_B(\delta, R)$ adjacent to an open edge (the Dirichlet, respectively open, edge is displayed as a solid, respectively dashed, line).

We first consider the case of a cusp which is adjacent to ∂H with a Dirichlet 0 boundary condition.

Lemma 2.2 *If $\delta < R$ then*

$$\int_{E(\delta, R)} dx u_H(x; t) = |E(\delta, R)| - \frac{2Rt^{1/2}}{\pi^{1/2}} \int_1^\infty \frac{dw}{w^2} \int_0^1 \frac{v dv}{(1-v^2)^{1/2}} e^{-R^2 v^2 w^2 / (4t)} + O(t^{1/2} e^{-\delta^2 / (4t)}).$$

Proof. See also (4.7) in [8]. We have that

$$u_H(x; t) = \frac{1}{(\pi t)^{1/2}} \int_0^{x_2} dq e^{-q^2 / (4t)}.$$

Since the length of the line segment in $E(\delta, R)$ parallel to the x_1 axis equals $R - (R^2 - x_2^2)^{1/2}$, we have

$$\begin{aligned} \int_{E(\delta, R)} dx u_H(x; t) &= \frac{1}{(\pi t)^{1/2}} \int_0^\delta dx_2 (R - (R^2 - x_2^2)^{1/2}) \int_0^{x_2} dq e^{-q^2 / (4t)} \\ &= |E(\delta, R)| - \frac{1}{(\pi t)^{1/2}} \int_0^\delta dx_2 (R - (R^2 - x_2^2)^{1/2}) \int_{x_2}^\infty dq e^{-q^2 / (4t)} \\ &= |E(\delta, R)| - \frac{1}{(\pi t)^{1/2}} \int_0^\delta dx_2 (R - (R^2 - x_2^2)^{1/2}) x_2 \int_1^\infty dw e^{-w^2 x_2^2 / (4t)} \\ &= |E(\delta, R)| - \frac{2t^{1/2}}{\pi^{1/2}} \int_1^\infty \frac{dw}{w^2} \int_0^\delta \frac{x_2 dx_2}{(R^2 - x_2^2)^{1/2}} e^{-w^2 x_2^2 / (4t)} \\ &\quad + \frac{2t^{1/2}}{\pi^{1/2}} (R - (R^2 - \delta^2)^{1/2}) \int_1^\infty \frac{dw}{w^2} e^{-w^2 \delta^2 / (4t)} \\ &= |E(\delta, R)| - \frac{2Rt^{1/2}}{\pi^{1/2}} \int_1^\infty \frac{dw}{w^2} \int_0^1 \frac{v dv}{(1-v^2)^{1/2}} e^{-R^2 v^2 w^2 / (4t)} \\ &\quad + \frac{2t^{1/2}}{\pi^{1/2}} (R - (R^2 - \delta^2)^{1/2}) \int_1^\infty \frac{dw}{w^2} e^{-w^2 \delta^2 / (4t)} \\ &\quad + \frac{2t^{1/2}}{\pi^{1/2}} \int_1^\infty \frac{dw}{w^2} \int_\delta^R \frac{x_2 dx_2}{(R^2 - x_2^2)^{1/2}} e^{-w^2 x_2^2 / (4t)}. \end{aligned} \tag{2.2}$$

Both the third and fourth terms in the right-hand side of (2.2) are $O(t^{1/2} e^{-\delta^2 / (4t)})$. \square

Next we consider the case of a cusp which is adjacent to ∂H which is open (that is without a boundary condition).

Lemma 2.3 *If $\delta < R$, then*

$$\int_{E(\delta, R)} dx u_{H, \emptyset}(x; t) = |E(\delta, R)| - \frac{Rt^{1/2}}{\pi^{1/2}} \int_1^\infty \frac{dw}{w^2} \int_0^1 \frac{v dv}{(1-v^2)^{1/2}} e^{-R^2 v^2 w^2 / (4t)} + O(t^{1/2} e^{-\delta^2 / (4t)}). \tag{2.3}$$

Proof. We recall that for $D \subset \mathbb{R}^m$ open,

$$u_{D, \emptyset}(x; t) = \int_D dy (4\pi t)^{-m/2} e^{-|x-y|^2 / (4t)},$$

(see [1] for example). Hence, for $D = H$, we have

$$u_{H, \emptyset}(x; t) = 1 - \frac{1}{(4\pi t)^{1/2}} \int_{x_2}^\infty dq e^{-q^2 / (4t)}. \tag{2.4}$$

Comparing (2.4) with

$$u_H(x; t) = 1 - \frac{1}{(\pi t)^{1/2}} \int_{x_2}^\infty dq e^{-q^2 / (4t)},$$

we see that the second, third and fourth terms in the right-hand side of (2.2) are weighted with a factor $\frac{1}{2}$ in the computation of the integral in the left-hand side of (2.3). This then gives (2.3). \square

Lemma 2.4 *If $S = \{(x_1, x_2) \in \mathbb{R}^2 : 0 < x_1 < L, 0 < x_2 < \delta\}$, then*

$$\int_S dx u_H(x; t) = |S| - \frac{2Lt^{1/2}}{\pi^{1/2}} + O(t^{1/2}e^{-\delta^2/(4t)}), \quad (2.5)$$

and

$$\int_S dx u_{H, \emptyset}(x; t) = |S| - \frac{Lt^{1/2}}{\pi^{1/2}} + O(t^{1/2}e^{-\delta^2/(4t)}). \quad (2.6)$$

Proof. We have

$$\begin{aligned} \int_S dx u_H(x; t) &= \int_0^L dx_1 \int_0^\delta dx_2 \left(1 - \frac{1}{(\pi t)^{1/2}} \int_{x_2}^\infty dq e^{-q^2/(4t)}\right) \\ &= |S| - \frac{2Lt^{1/2}}{\pi^{1/2}} + \int_\delta^L dx_2 \frac{L}{(\pi t)^{1/2}} \int_{x_2}^\infty dq e^{-q^2/(4t)} \\ &= |S| - \frac{2Lt^{1/2}}{\pi^{1/2}} + O(t^{1/2}e^{-\delta^2/(4t)}). \end{aligned}$$

This proves (2.5). The observation concluding the proof of Lemma 2.3 immediately implies (2.6). \square
Proof of Theorem 1.1. Similarly to the strategies of the proofs in [7, 8, 6], it remains to apply the model computations in Lemmas 2.2, 2.3 and 2.4, the sector computations from Theorem 1.2, [6] and [8] to the sets which partition D , and then apply Lemma 2.1 to the compensating terms.

We first choose R and δ appropriately in the partition of D . Let v be an arbitrary vertex of the polygonal boundary, and let e_v denote the union of the two edges of ∂D adjacent to v . We choose

$$R = \frac{1}{2} \inf_{v \in \mathcal{V}} \inf \{d(v, y) : y \in \partial D - e_v\}.$$

This choice of R guarantees that all circular sectors are non-overlapping. Moreover, the distance from any point in a circular sector with vertex v , radius R , and angle θ to $W_\theta - D$ is at least R . By Lemma 2.1 we have that the model computations for the sectors with angles in $\mathcal{A}, \mathcal{B}, \mathcal{C}$ give the appropriate contributions to $G_{D, \partial D_-}(t)$ in (1.12) up to an additive constant which is bounded in absolute value by $2|D|e^{-R^2/(4t)}$.

Next we choose δ sufficiently small to ensure that the cusps are pairwise disjoint. We define ε to be the smallest interior angle of the boundary ∂D :

$$\varepsilon = \min\{\mathcal{A} \cup \mathcal{B} \cup \mathcal{C}\}.$$

It is straightforward to check that

$$\delta = \frac{R}{2} \sin(\varepsilon/2)$$

satisfies the aforementioned condition.

The distance between the cusp and $H - D$ is larger than $\delta = \frac{R}{2} \sin(\varepsilon/2)$ (if we consider the cusp corresponding to the sector with angle ε). By Lemma 2.1, we have that the model computations in Lemma 2.2 and Lemma 2.3 give the appropriate contributions to $G_{D, \partial D_-}(t)$ up to an additive constant which is bounded in absolute value by $2|D|e^{-R^2(\sin(\varepsilon/2))^2/(16t)}$. This is because the terms of order $t^{3/2}$ and higher in Theorem 1.2, Lemma 2.2 and Lemma 2.3 cancel out up to an exponentially small remainder.

Next we consider the contribution of the subset of D which is within distance δ of ∂D , and which is not contained in any of the radial sectors and their corresponding cusps. This subset is a collection of disjoint rectangles supported either by a Dirichlet or an open edge respectively. Each such rectangle has at least distance δ to any of the other edges. We conclude that, by Lemma 2.4 and Lemma 2.1, they give the various contributions to $G_{D, \partial D_-}(t)$ up to an additive constant which is bounded in absolute value by $2|D|e^{-R^2(\sin(\varepsilon/2))^2/(16t)}$.

The remaining subset of D which is not contained in a sector, cusp or rectangle has distance δ to the boundary, and so contributes its measure up to an additive constant which is bounded in absolute value by $2|D|e^{-R^2(\sin(\varepsilon/2))^2/(16t)}$, by Lemma 2.1. All remainders above and in the proof of Theorem 1.2 are of the form $O(t^\zeta e^{-\eta/t})$, $\zeta \geq 0, \eta > 0$. This gives the remainder in (1.12). \square

3 Technical preliminaries

It has been noted (see p.43 in [8]) that there are three closed form expressions for the heat kernel of a wedge with opening angle γ , see [10], [15], and [18]. The authors of [8] were unable to extract the angle contribution $c(\gamma)t$ featuring in (1.10) from these expressions. In the case at hand, there is a fourth explicit formula for the heat kernel of a wedge with opening angle 2π (see p.380 in [9]). However, we were unable to obtain a workable expression using that formula.

D. B. Ray managed to compute the angle contribution of the trace of the Dirichlet heat semigroup for a polygon using the Laplace transform of the heat kernel for a wedge, expressed as a Kontorovich Lebedev transform (see the footnote on p.44 of [16]). This strategy has been successfully employed in both [7] and [8]. We also employ it in this article.

Let W_α be the open infinite wedge as in Theorem 1.2, and let $p_{W_\alpha}(A_1, A_2; t)$ denote the Dirichlet heat kernel for W_α . Throughout we require $s > 0, t > 0$. Let

$$\hat{p}_{W_\alpha}(A_1, A_2; s) = \int_0^\infty dt e^{-st} p_{W_\alpha}(A_1, A_2; t)$$

be the associated Green's function (that is, the Laplace transform of $p_{W_\alpha}(A_1, A_2; t)$), and let $A_i = (a_i, \alpha_i)$, $i = 1, 2$ in polar coordinates. Then, following the footnote on p.44 in [16], and Appendix A of [17],

$$\begin{aligned} \hat{p}_{W_\alpha}(A_1, A_2; s) &= \frac{1}{\pi^2} \int_0^\infty d\theta K_{i\theta}(\sqrt{s}a_1) K_{i\theta}(\sqrt{s}a_2) \\ &\times \left(\cosh((\pi - |\alpha_1 - \alpha_2|)\theta) - \frac{\sinh(\pi\theta)}{\sinh(\alpha\theta)} \cosh((\alpha - \alpha_1 - \alpha_2)\theta) + \frac{\sinh((\pi - \alpha)\theta)}{\sinh(\alpha\theta)} \cosh((\alpha_1 - \alpha_2)\theta) \right), \end{aligned} \quad (3.1)$$

where $K_{i\theta}$ is the modified Bessel function, defined for example by formula 3.547.4 of [14],

$$K_{i\theta}(\sqrt{s}a) = \int_0^\infty dw \cos(w\theta) e^{-\sqrt{s}a \cosh w}. \quad (3.2)$$

In the special case $\alpha = 2\pi$, (3.1) simplifies and we obtain

$$\begin{aligned} \hat{p}_{W_{2\pi}}(A_1, A_2; s) &= \frac{1}{\pi^2} \int_0^\infty d\theta K_{i\theta}(\sqrt{s}a_1) K_{i\theta}(\sqrt{s}a_2) \\ &\times \left(\cosh((\pi - |\alpha_1 - \alpha_2|)\theta) - \frac{\sinh(\pi\theta)}{\sinh(2\pi\theta)} (\cosh((2\pi - \alpha_1 - \alpha_2)\theta) + \cosh((\alpha_1 - \alpha_2)\theta)) \right). \end{aligned}$$

In order to prove Theorem 1.2 in Section 4 below, we compute

$$\int_0^R da_1 a_1 \int_0^\infty da_2 a_2 \int_0^\alpha d\alpha_1 \int_0^\alpha d\alpha_2 \hat{p}_{W_{2\pi}}(A_1, A_2; s), \quad (3.3)$$

and then take the inverse Laplace transform. Throughout this paper we denote by L^{-1} the inverse Laplace transform. That is, if $\hat{f}(s) = \int_0^\infty dt e^{-st} f(t)$ then $L^{-1}\{\hat{f}\}(t) = f(t)$, at points of continuity of f .

The lack of a suitable Tauberian theorem prevents us from deducing the behaviour as $t \downarrow 0$ of $\int_0^R dr r \int_0^\alpha d\phi u_{W_\alpha}((r, \phi); t)$ from the behaviour as $s \uparrow \infty$ of the expression under (3.3). So after the

computation of (3.3), the resulting s -dependent terms have to be inverted to the t -domain, including those terms which turn out to be exponentially small in t . For the reader's convenience, we list some relevant formulae for the computation of (3.3) above.

Formulae 6.561.16, 8.332.3 in [14] yield

$$\int_0^\infty da a K_{i\theta}(\sqrt{s}a) = \frac{\pi\theta}{2s \sinh(\pi\theta/2)}. \quad (3.4)$$

Moreover formulae 6.794.2, 6.795.1, 4.114.2, 4.116.2 in [14] read

$$\int_0^\infty d\theta \cosh(\pi\theta/2) K_{i\theta}(\sqrt{s}a) = \frac{\pi}{2}, \quad a > 0, \quad (3.5)$$

$$\int_0^\infty d\theta \cos(b\theta) K_{i\theta}(a) = \frac{\pi}{2} e^{-a \cosh b}, \quad a > 0, |\Im b| \leq \frac{\pi}{2}, \quad (3.6)$$

$$\int_0^\infty d\theta \frac{\cos(a\theta) \sinh(\beta\theta)}{\theta \cosh(\gamma\theta)} = \frac{1}{2} \log \left(\frac{\cosh(a\pi/(2\gamma)) + \sin(\beta\pi/(2\gamma))}{\cosh(a\pi/(2\gamma)) - \sin(\beta\pi/(2\gamma))} \right), \quad |\Re \beta| < \Re \gamma. \quad (3.7)$$

$$\int_0^\infty \frac{d\theta}{\theta} \cos(a\theta) \tanh(\beta\theta) = \log \coth(a\pi/(4\beta)), \quad (3.8)$$

where $\Re\beta$, respectively $\Im\beta$, denotes the real, respectively imaginary, part of β .

Finally, formula 5.6.3 in [11] reads

$$L^{-1}\{s^{-1}e^{-(as)^{1/2}}\}(t) = \frac{2}{\pi^{1/2}} \int_{(a/(4t))^{1/2}}^\infty dr e^{-r^2}. \quad (3.9)$$

4 Proof of Theorem 1.2

Proof of Theorem 1.2.

As described in Section 3, we compute

$$\int_0^R da_1 a_1 \int_0^\infty da_2 a_2 \int_0^\alpha d\alpha_1 \int_0^\alpha d\alpha_2 \hat{p}_{W_{2\pi}}(A_1, A_2; s),$$

where

$$\begin{aligned} \hat{p}_{W_{2\pi}}(A_1, A_2; s) &= \frac{1}{\pi^2} \int_0^\infty d\theta K_{i\theta}(\sqrt{s}a_1) K_{i\theta}(\sqrt{s}a_2) \\ &\quad \times \left(\cosh((\pi - |\alpha_1 - \alpha_2|)\theta) - \frac{\sinh(\pi\theta)}{\sinh(2\pi\theta)} (\cosh((2\pi - \alpha_1 - \alpha_2)\theta) + \cosh((\alpha_1 - \alpha_2)\theta)) \right), \end{aligned}$$

and then take the inverse Laplace transform. A straightforward computation shows

$$\begin{aligned} &\int_0^\alpha d\alpha_1 \int_0^\alpha d\alpha_2 \left(\cosh((\pi - |\alpha_1 - \alpha_2|)\theta) - \frac{\sinh(\pi\theta)}{\sinh(2\pi\theta)} \left(\cosh((2\pi - \alpha_1 - \alpha_2)\theta) + \cosh((\alpha_1 - \alpha_2)\theta) \right) \right) \\ &= \frac{2\alpha}{\theta} \sinh(\pi\theta) + \frac{1}{2\theta^2 \cosh(\pi\theta)} (3 - 3 \cosh(2\pi\theta)) \\ &\quad + \frac{1}{2\theta^2 \cosh(\pi\theta)} (4 \cosh((2\pi - \alpha)\theta) - \cosh((2\pi - 2\alpha)\theta) - 3) \\ &:= C_1 + C_2 + C_3, \end{aligned} \quad (4.1)$$

with obvious notation.

We obtain by definition of C_1 , Fubini's theorem, (3.4) and (3.5),

$$\begin{aligned} & \int_0^R da_1 a_1 \int_0^\infty da_2 a_2 \frac{1}{\pi^2} \int_0^\infty d\theta K_{i\theta}(\sqrt{s}a_1) K_{i\theta}(\sqrt{s}a_2) C_1 \\ &= \frac{2\alpha}{\pi s} \int_0^R da_1 a_1 \int_0^\infty d\theta K_{i\theta}(\sqrt{s}a_1) \cosh(\pi\theta/2) \\ &= \frac{\alpha R^2}{2s}. \end{aligned}$$

So $L^{-1}\{(2s)^{-1}\alpha R^2\}(t) = 2^{-1}\alpha R^2$, which is the first term in right-hand side of (1.14).

Furthermore, by Fubini's theorem, (3.4), and the definition of C_2 in (4.1), we find

$$\begin{aligned} & \int_0^R da_1 a_1 \int_0^\infty da_2 a_2 \frac{1}{\pi^2} \int_0^\infty d\theta K_{i\theta}(\sqrt{s}a_1) K_{i\theta}(\sqrt{s}a_2) C_2 \\ &= -\frac{3}{\pi^2} \int_0^R da_1 a_1 \int_0^\infty da_2 a_2 \int_0^\infty \frac{d\theta}{\theta^2} K_{i\theta}(\sqrt{s}a_1) K_{i\theta}(\sqrt{s}a_2) \tanh(\pi\theta) \sinh(\pi\theta) \\ &= -\frac{3}{\pi} \int_0^R da_1 a_1 \int_0^\infty \frac{d\theta}{\theta s} K_{i\theta}(\sqrt{s}a_1) \tanh(\pi\theta) \cosh(\pi\theta/2) \\ &= -\frac{3}{\pi} \int_0^R da_1 a_1 \int_0^\infty \frac{d\theta}{\theta s} K_{i\theta}(\sqrt{s}a_1) \left(\sinh(\pi\theta/2) + \frac{\sinh(\pi\theta/2)}{\cosh(\pi\theta)} \right). \end{aligned} \quad (4.2)$$

See also (2.9) in [8]. By (3.6), and Fubini's theorem (see (2.10) in [8]),

$$\begin{aligned} -\frac{3}{\pi s} \int_0^\infty \frac{d\theta}{\theta} K_{i\theta}(\sqrt{s}a_1) \sinh(\pi\theta/2) &= -\frac{3}{\pi s} \int_0^{\pi/2} d\eta \int_0^\infty d\theta \cosh(\eta\theta) K_{i\theta}(\sqrt{s}a_1) \\ &= -\frac{3}{2s} \int_0^{\pi/2} d\eta e^{-a_1 \sqrt{s} \cos \eta}. \end{aligned} \quad (4.3)$$

By (4.3), we obtain for the first term in the right-hand side of (4.2)

$$\begin{aligned} & -\frac{3}{\pi} \int_0^R da_1 a_1 \int_0^\infty \frac{d\theta}{\theta s} K_{i\theta}(\sqrt{s}a_1) \sinh(\pi\theta/2) \\ &= -\frac{3}{2s} \int_0^R da a \int_0^{\pi/2} d\eta e^{-a \sqrt{s} \cos \eta}. \end{aligned} \quad (4.4)$$

From the calculation in (2.14) of [8], we find that the inverse Laplace transform of the right-hand side of (4.4) is given by

$$-\frac{3Rt^{1/2}}{\pi^{1/2}} + \frac{3Rt^{1/2}}{\pi^{1/2}} \int_1^\infty \frac{dv}{v^2} \int_0^1 \frac{\zeta d\zeta}{(1-\zeta^2)^{1/2}} e^{-R^2 \zeta^2 v^2 / (4t)}.$$

For the second term in the right-hand side of (4.2), by Fubini's theorem and (3.4), we have

$$\begin{aligned} & -\frac{3}{\pi} \int_0^R da_1 a_1 \int_0^\infty \frac{d\theta}{\theta s} K_{i\theta}(\sqrt{s}a_1) \frac{\sinh(\pi\theta/2)}{\cosh(\pi\theta)} \\ &= -\frac{3}{2s^2} \int_0^\infty \frac{d\theta}{\cosh(\pi\theta)} + \frac{3}{\pi} \int_R^\infty da_1 a_1 \int_0^\infty \frac{d\theta}{\theta s} K_{i\theta}(\sqrt{s}a_1) \frac{\sinh(\pi\theta/2)}{\cosh(\pi\theta)} \\ &= -\frac{3}{4s^2} + \frac{3}{\pi} \int_R^\infty da_1 a_1 \int_0^\infty \frac{d\theta}{\theta s} K_{i\theta}(\sqrt{s}a_1) \frac{\sinh(\pi\theta/2)}{\cosh(\pi\theta)}. \end{aligned} \quad (4.5)$$

Taking the inverse Laplace transform of the first term in the right-hand side of (4.5) yields $-\frac{3}{4}t$, which accounts for the $-\frac{3}{4}$ term in (1.13).

By Fubini's theorem and (3.2), we obtain

$$\begin{aligned} & \frac{3}{\pi} \int_R^\infty da a \int_0^\infty \frac{d\theta}{\theta s} K_{i\theta}(\sqrt{s}a) \frac{\sinh(\pi\theta/2)}{\cosh(\pi\theta)} \\ &= \frac{3}{\pi} \int_R^\infty da a \int_0^\infty dw e^{-\sqrt{s}a \cosh w} \int_0^\infty \frac{d\theta}{\theta s} \cos(w\theta) \frac{\sinh(\pi\theta/2)}{\cosh(\pi\theta)}. \end{aligned}$$

By (3.9),

$$L^{-1}\{s^{-1}e^{-\sqrt{s}a \cosh w}\}(t) = \frac{2}{\sqrt{\pi}} \int_{(a \cosh w)/(4t)^{1/2}}^\infty dr e^{-r^2}. \quad (4.6)$$

Hence the inverse Laplace transform of the second term in the right-hand side of (4.5) is bounded in absolute value by

$$\begin{aligned} & \frac{3}{\pi} \left| \int_R^\infty da a \int_0^\infty dw \operatorname{Erfc}((a \cosh w)/(4t)^{1/2}) \int_0^\infty \frac{d\theta}{\theta} \cos(w\theta) \frac{\sinh(\pi\theta/2)}{\cosh(\pi\theta)} \right| \\ & \leq \frac{3}{\pi} \int_R^\infty da a \int_0^\infty dw \operatorname{Erfc}((a \cosh w)/(4t)^{1/2}) \int_0^\infty \frac{d\theta}{\theta} \frac{\sinh(\pi\theta/2)}{\cosh(\pi\theta)} \\ & = \frac{3 \log(1 + \sqrt{2})}{\pi} \int_0^\infty dw \int_R^\infty da a \operatorname{Erfc}((a \cosh w)/(4t)^{1/2}), \end{aligned} \quad (4.7)$$

where we have used (3.7). Since for $z \geq 0$,

$$\operatorname{Erfc}(z) := \frac{2}{\sqrt{\pi}} \int_z^\infty dr e^{-r^2} = \frac{2}{\sqrt{\pi}} \int_0^\infty dr e^{-(z+r)^2} \leq \frac{2}{\sqrt{\pi}} \int_0^\infty dr e^{-z^2 - r^2} = e^{-z^2}, \quad (4.8)$$

we obtain that the right-hand side of (4.7) is bounded from above by

$$\begin{aligned} & \frac{3 \log(1 + \sqrt{2})}{\pi} \int_0^\infty dw \int_R^\infty da a e^{-(a \cosh w)^2/(4t)} = \frac{6t \log(1 + \sqrt{2})}{\pi} \int_0^\infty \frac{dw}{(\cosh w)^2} e^{-(R \cosh w)^2/(4t)} \\ & = O(te^{-R^2/(4t)}). \end{aligned} \quad (4.9)$$

In order to compute C_3 , we extend the integral with respect to a_1 to the interval $[0, \infty)$, and obtain, via Fubini's theorem and (3.4),

$$\begin{aligned} & \int_0^\infty da_1 a_1 \int_0^\infty da_2 a_2 \frac{1}{\pi^2} \int_0^\infty d\theta K_{i\theta}(\sqrt{s}a_1) K_{i\theta}(\sqrt{s}a_2) C_3 \\ &= \int_0^\infty da_1 a_1 \int_0^\infty da_2 a_2 \frac{1}{\pi^2} \int_0^\infty d\theta K_{i\theta}(\sqrt{s}a_1) K_{i\theta}(\sqrt{s}a_2) \\ & \quad \times \frac{1}{2\theta^2 \cosh(\pi\theta)} (4 \cosh((2\pi - \alpha)\theta) - \cosh((2\pi - 2\alpha)\theta) - 3) \\ &= \frac{1}{8s^2} \int_0^\infty d\theta \frac{4 \cosh((2\pi - \alpha)\theta) - \cosh((2\pi - 2\alpha)\theta) - 3}{\cosh(\pi\theta) (\sinh(\pi\theta/2))^2} \\ &= \frac{1}{4s^2} \int_0^\infty d\theta \frac{4(\sinh((\pi - \frac{\alpha}{2})\theta))^2 - (\sinh((\pi - \alpha)\theta))^2}{(\sinh(\pi\theta/2))^2 \cosh(\pi\theta)}. \end{aligned}$$

Inverting the Laplace transform yields a contribution $(\frac{3}{4} + a(\alpha))t$, where $a(\alpha)$ is as defined in (1.13). This, together with the statement below (4.5) gives the contribution $a(\alpha)t$ in (1.14).

It remains to bound the inverse Laplace transform of

$$\begin{aligned} & \int_R^\infty da_1 a_1 \int_0^\infty da_2 a_2 \frac{1}{\pi^2} \int_0^\infty d\theta K_{i\theta}(\sqrt{s}a_1) K_{i\theta}(\sqrt{s}a_2) \\ & \quad \times \frac{1}{2\theta^2 \cosh(\pi\theta)} (4 \cosh((2\pi - \alpha)\theta) - \cosh((2\pi - 2\alpha)\theta) - 3) \\ &= \frac{1}{s} \int_R^\infty da a \int_0^\infty d\theta K_{i\theta}(\sqrt{s}a) \frac{4 \cosh((2\pi - \alpha)\theta) - \cosh((2\pi - 2\alpha)\theta) - 3}{4\pi\theta \sinh(\pi\theta/2) \cosh(\pi\theta)}. \end{aligned} \quad (4.10)$$

We first consider the case $\pi/2 < \alpha < 7\pi/4$, and we proceed as above. We use (3.2), and invert the Laplace transform of $s^{-1}e^{-\sqrt{sa} \cosh w}$ as in (4.6). This gives that the inverse Laplace transform of (4.10) equals

$$\int_R^\infty da a \int_0^\infty dw \operatorname{Erfc}((a \cosh w)/(4t)^{1/2}) \int_0^\infty d\theta (\cos(w\theta)) \frac{4 \cosh((2\pi - \alpha)\theta) - \cosh((2\pi - 2\alpha)\theta) - 3}{4\pi\theta \sinh(\pi\theta/2) \cosh(\pi\theta)}. \quad (4.11)$$

Using $|\cos(w\theta)| \leq 1$, we find that the absolute value of the expression under (4.11) is bounded from above by

$$\int_R^\infty da a \int_0^\infty dw \operatorname{Erfc}((a \cosh w)/(4t)^{1/2}) \int_0^\infty d\theta \frac{4 \cosh((2\pi - \alpha)\theta) - \cosh((2\pi - 2\alpha)\theta) - 3}{4\pi\theta \sinh(\pi\theta/2) \cosh(\pi\theta)} = O(te^{-R^2/(4t)}), \quad (4.12)$$

where, as before, we have used (4.8), and argued similarly to (4.9). We note that the integrals with respect to θ in (4.11) and (4.12) converge for $\pi/2 < \alpha < 7\pi/4$.

We next consider the case $7\pi/4 < \alpha < 2\pi$. We write the right-hand side of (4.10) as the sum of two terms, say $D_1(s) + D_2(s)$, where

$$D_1(s) = \frac{1}{s} \int_R^\infty da a \int_0^\infty d\theta K_{i\theta}(\sqrt{sa}) \frac{\cosh((2\pi - \alpha)\theta) - 1}{\pi\theta \sinh(\pi\theta/2) \cosh(\pi\theta)}, \quad (4.13)$$

and

$$D_2(s) = \frac{1}{s} \int_R^\infty da a \int_0^\infty d\theta K_{i\theta}(\sqrt{sa}) \frac{1 - \cosh((2\pi - 2\alpha)\theta)}{4\pi\theta \sinh(\pi\theta/2) \cosh(\pi\theta)}. \quad (4.14)$$

Using (3.2), (4.6) gives

$$\begin{aligned} |L^{-1}\{D_1\}(t)| &= \left| \int_R^\infty da a \int_0^\infty dw \operatorname{Erfc}((a \cosh w)/(4t)^{1/2}) \int_0^\infty d\theta \cos(w\theta) \frac{\cosh((2\pi - \alpha)\theta) - 1}{\pi\theta \sinh(\pi\theta/2) \cosh(\pi\theta)} \right| \\ &\leq \int_R^\infty da a \int_0^\infty dw \operatorname{Erfc}((a \cosh w)/(4t)^{1/2}) \int_0^\infty d\theta \frac{\cosh((2\pi - \alpha)\theta) - 1}{\pi\theta \sinh(\pi\theta/2) \cosh(\pi\theta)} \\ &= O(te^{-R^2/(4t)}), \end{aligned} \quad (4.15)$$

where we have used (4.8), and argued similarly to (4.9). The integral with respect to θ in (4.15) converges for $\alpha \in (\pi/2, 2\pi) \supset (7\pi/4, 2\pi)$. To invert $D_2(s)$ we rewrite the integrand as follows. For $\epsilon \in \mathbb{R}$,

$$\begin{aligned} &\frac{1 - \cosh((2\pi - 2\alpha)\theta)}{4\pi\theta \sinh(\pi\theta/2) \cosh(\pi\theta)} \\ &= \frac{4 \cosh(\pi\theta/2) - 2 \cosh((2\alpha - \frac{3\pi}{2})\theta) - 2 \cosh((2\alpha - \frac{5\pi}{2})\theta)}{4\pi\theta \sinh(2\pi\theta)} \\ &= \frac{4 \cosh(\pi\theta/2) - 2 \cosh((2\alpha - \frac{3\pi}{2})\theta) - 2 \cosh((2\alpha - \frac{5\pi}{2})\theta) + 2 \cosh((2\pi + \epsilon)\theta) - 2 \cosh((2\pi - \epsilon)\theta)}{4\pi\theta \sinh(2\pi\theta)} \\ &\quad - \frac{1}{\pi\theta} \sinh(\epsilon\theta). \end{aligned}$$

We choose $2\alpha - \frac{3\pi}{2} = 2\pi + \epsilon$. This gives that $\epsilon = 2\alpha - \frac{7\pi}{2}$, and

$$\begin{aligned} \frac{1 - \cosh((2\pi - 2\alpha)\theta)}{4\pi\theta \sinh(\pi\theta/2) \cosh(\pi\theta)} &= \frac{2 \cosh(\pi\theta/2) - \cosh((2\alpha - \frac{5\pi}{2})\theta) - \cosh((\frac{11\pi}{2} - 2\alpha)\theta)}{2\pi\theta \sinh(2\pi\theta)} \\ &\quad - \frac{1}{\pi\theta} \sinh((4\alpha - 7\pi)\theta/2). \end{aligned} \quad (4.16)$$

The first term in the right-hand side of (4.16) is integrable, and, analogously to the above, we proceed with (3.2), (4.6), and (4.8). This gives a remainder $O(te^{-R^2/(4t)})$.

It remains to invert the contribution coming from the second term in the right-hand side of (4.16). We recall (2.18) in [8]. That is, for $-\frac{\pi}{2} < \beta < \frac{\pi}{2}$, by Fubini's theorem, (3.6), and (3.9), we have

$$\begin{aligned}
L^{-1} \left\{ \int_R^\infty da a \int_0^\infty \frac{d\theta}{\theta s} K_{i\theta}(\sqrt{s}a) \sinh(\beta\theta) \right\} (t) &= L^{-1} \left\{ \int_R^\infty da \frac{a}{s} \int_0^\beta d\eta \int_0^\infty d\theta \cosh(\eta\theta) K_{i\theta}(\sqrt{s}a) \right\} (t) \\
&= L^{-1} \left\{ \frac{\pi}{2s} \int_R^\infty da a \int_0^\beta d\eta e^{-a\sqrt{s} \cos \eta} \right\} (t) \\
&= \frac{\pi}{2} \int_R^\infty da a \int_0^\beta d\eta \operatorname{Erfc} \left(\frac{a \cos \eta}{(4t)^{1/2}} \right) \\
&\leq \frac{\pi\beta}{2} \int_R^\infty da a \operatorname{Erfc} \left(\frac{a \cos \beta}{(4t)^{1/2}} \right) \\
&= O(te^{-R^2(\cos \beta)^2/(4t)}), \tag{4.17}
\end{aligned}$$

where we have used once more (4.8).

For $7\pi/4 < \alpha < 2\pi$ we have that $2\alpha - \frac{7\pi}{2} \in (0, \pi/2)$. Hence the second term in the right-hand side of (4.16) gives a contribution $O(te^{-R^2(\sin(2\alpha))^2/(4t)})$.

For $\alpha = \frac{7\pi}{4}$, we have

$$\int_0^\infty d\theta \left| \frac{\cosh((2\pi - \alpha)\theta) - 1}{\pi\theta \sinh(\pi\theta/2) \cosh(\pi\theta)} \right| < \infty.$$

Hence the inverse Laplace transform of D_1 is $O(te^{-R^2/(4t)})$. For $\alpha = 7\pi/4$ we rewrite (4.14) as

$$\begin{aligned}
D_2 &= \frac{1}{s} \int_R^\infty da a \int_0^\infty d\theta K_{i\theta}(\sqrt{s}a) \frac{\cosh(\pi\theta/2) - \frac{1}{2} \cosh(\pi\theta) - \frac{1}{2} \cosh(2\pi\theta)}{\pi\theta \sinh(2\pi\theta)} \\
&= \frac{1}{s} \int_R^\infty da a \int_0^\infty d\theta K_{i\theta}(\sqrt{s}a) \left\{ \frac{\cosh(\pi\theta/2) - \frac{1}{2} \cosh(\pi\theta) - \frac{1}{2}}{\pi\theta \sinh(2\pi\theta)} - \frac{\tanh(\pi\theta)}{2\pi\theta} \right\}.
\end{aligned}$$

Since

$$\int_0^\infty d\theta \left| \frac{\cosh(\pi\theta/2) - \frac{1}{2} \cosh(\pi\theta) - \frac{1}{2}}{\pi\theta \sinh(2\pi\theta)} \right| < \infty,$$

we have that this part also gives a contribution $O(te^{-R^2/(4t)})$. By (3.8) and (3.9) (see (2.20) in [8]), we have for $\beta > 0$,

$$\begin{aligned}
L^{-1} \left\{ \frac{1}{\pi s} \int_R^\infty da a \int_0^\infty \frac{d\theta}{\theta} \tanh(\beta\theta) K_{i\theta}(\sqrt{s}a) \right\} (t) &= L^{-1} \left\{ \frac{1}{\pi s} \int_R^\infty da a \int_0^\infty dw e^{-a\sqrt{s} \cosh w} \int_0^\infty \frac{d\theta}{\theta} \tanh(\beta\theta) \cos(w\theta) \right\} (t) \\
&= L^{-1} \left\{ \frac{1}{\pi s} \int_R^\infty da a \int_0^\infty dw e^{-a\sqrt{s} \cosh w} \log(\coth(\pi w/(4\beta))) \right\} (t) \\
&= \frac{1}{\pi} \int_R^\infty da a \int_0^\infty dw \operatorname{Erfc} \left(\frac{a \cosh w}{(4t)^{1/2}} \right) \log(\coth(\pi w/(4\beta))). \tag{4.18}
\end{aligned}$$

By (4.8) we obtain that (4.18) is bounded from above by

$$2\pi^{-1} te^{-R^2/(4t)} \int_0^\infty dw \frac{\log(\coth(\pi w/(4\beta)))}{(\cosh w)^2} = O(te^{-R^2/(4t)}).$$

In particular, for $\beta = \pi$, the term $-\frac{\tanh(\pi\theta)}{2\pi\theta}$ contributes a remainder $O(te^{-R^2/(4t)})$.

For $\alpha = \pi/2$, we have

$$\int_0^\infty \left| \frac{1 - \cosh((2\pi - \alpha)\theta)}{4\pi\theta \sinh(\pi\theta/2) \cosh(\pi\theta)} \right| < \infty.$$

Hence the inverse Laplace transform of D_2 is, for $\alpha = \pi/2$, $O(te^{-R^2/(4t)})$. On the other hand, for $\alpha = \pi/2$ the integrand in (4.13) equals the integrand of (4.14) for $\alpha = 7\pi/4$ up to a factor of $-\frac{1}{4}$. Hence the inverse Laplace transform of D_1 is also $O(te^{-R^2/(4t)})$.

For $\pi/4 < \alpha < \pi/2$, we have

$$\int_0^\infty \left| \frac{1 - \cosh((2\pi - 2\alpha)\theta)}{4\pi\theta \sinh(\pi\theta/2) \cosh(\pi\theta)} \right| < \infty.$$

Hence the inverse Laplace transform of D_2 is, for $\pi/4 < \alpha < \pi/2$, $O(te^{-R^2/(4t)})$. Similarly to the above, we rewrite the hyperbolic part of the integrand in (4.13) as follows:

$$\begin{aligned} & \frac{\cosh((2\pi - \alpha)\theta) - 1}{\pi\theta \sinh(\pi\theta/2) \cosh(\pi\theta)} \\ &= \frac{2 \cosh((\frac{5\pi}{2} - \alpha)\theta) + 2 \cosh((\frac{3\pi}{2} - \alpha)\theta) - 4 \cosh(\pi\theta/2)}{\pi\theta \sinh(2\pi\theta)} \\ &= \frac{2 \cosh((\frac{5\pi}{2} - \alpha)\theta) + 2 \cosh((\frac{3\pi}{2} - \alpha)\theta) - 4 \cosh(\pi\theta/2) - 2 \cosh((2\pi + \epsilon)\theta) + 2 \cosh((2\pi - \epsilon)\theta)}{\pi\theta \sinh(2\pi\theta)} \\ &+ \frac{4 \sinh(\epsilon\theta)}{\pi\theta}. \end{aligned} \tag{4.19}$$

We subsequently choose $\epsilon = \frac{\pi}{2} - \alpha$. With this choice of ϵ , the absolute value of the first term in the right-hand side of (4.19) is integrable with respect to θ on \mathbb{R}^+ . Hence this term contributes $O(te^{-R^2/(4t)})$ to the inverse Laplace transform of the corresponding integral in (4.13). Moreover, since $\epsilon \in (0, \pi/2)$ for this case, we have by (4.17) that this term contributes $O(te^{-R^2 \sin^2(\alpha)/(4t)})$ to the inverse Laplace transform of the corresponding integral in (4.13).

We next consider the case $\alpha = \pi/4$. Then D_2 for $\pi/4$ equals D_2 for $7\pi/4$, we immediately conclude that this term is $O(te^{-R^2/(4t)})$. We rewrite the hyperbolic part of the integrand as follows:

$$\begin{aligned} & \frac{\cosh(7\pi\theta/4) - 1}{\pi\theta \sinh(\pi\theta/2) \cosh(\pi\theta)} \\ &= \frac{2 \cosh(9\pi\theta/4) + 2 \cosh(5\pi\theta/4) - 2 \cosh((2\pi + \epsilon)\theta) + 2 \cosh((2\pi - \epsilon)\theta) - 4 \cosh(\pi\theta/2)}{\pi\theta \sinh(2\pi\theta)} + \frac{4 \sinh(\epsilon\theta)}{\pi\theta}. \end{aligned} \tag{4.20}$$

We subsequently choose $\epsilon = \frac{\pi}{4}$ and observe that the absolute value of the first term in the right-hand side of (4.20) is integrable. This then yields that the corresponding Laplace transform is $O(te^{-R^2/(4t)})$. The second term has been inverted in (4.17). Choosing $\beta = \pi/4$ gives a remainder $O(te^{-R^2/(8t)})$.

We finally consider the case $0 < \alpha < \pi/4$. The contribution from D_1 to the inverse Laplace transform can be estimated by (4.19), and the lines below, since $\epsilon \in (0, \pi/2)$ for this case too. Hence we obtain a remainder $O(te^{-R^2(\sin \alpha)^2/(4t)})$. The contribution from D_2 to the inverse Laplace transform follows by a minor modification of (4.19). We have

$$\begin{aligned} & \frac{1 - \cosh((2\pi - 2\alpha)\theta)}{4\pi\theta \sinh(\pi\theta/2) \cosh(\pi\theta)} \\ &= \frac{\cosh(\pi\theta/2) - \frac{1}{2} \cosh((\frac{5\pi}{2} - 2\alpha)\theta) - \frac{1}{2} \cosh((\frac{3\pi}{2} - 2\alpha)\theta) + \frac{1}{2} \cosh((2\pi + \epsilon)\theta) - \frac{1}{2} \cosh((2\pi - \epsilon)\theta)}{\pi\theta \sinh(2\pi\theta)} \\ &- \frac{\sinh(\epsilon\theta)}{\pi\theta}. \end{aligned} \tag{4.21}$$

We choose $\epsilon = \frac{\pi}{2} - 2\alpha \in (0, \pi/2)$, and obtain the remainder $O(te^{-R^2 \sin^2(2\alpha)/(4t)})$ from the corresponding integral in (4.14) by (4.17). The first term in the right-hand side of (4.21) gives $O(te^{-R^2/(4t)})$. \square

References

- [1] M. van den Berg, *Heat flow and perimeter in \mathbb{R}^m* , Potential Analysis **39**, 369–387 (2013).
- [2] M. van den Berg, E. B. Davies, *Heat flow out of regions in \mathbb{R}^m* , Mathematische Zeitschrift **202**, 463–482 (1989).
- [3] M. van den Berg, P. B. Gilkey, *Heat flow out of a compact manifold*, Journal of Geometric Analysis, **25**, 1576–1601 (2015).
- [4] M. van den Berg, P. Gilkey, K. Kirsten, V. A. Kozlov, *Heat content asymptotics for Riemannian manifolds with Zaremba boundary conditions*, Potential Analysis **26**, 225–254 (2007).
- [5] M. van den Berg, K. Gittins, *Uniform bounds for the heat content of open sets in Euclidean space*, Differential Geometry and its Applications **40**, 67–85 (2015).
- [6] M. van den Berg, K. Gittins, *On the heat content of a polygon*, Journal of Geometric Analysis, Journal of Geometric Analysis **26**, 2231–2264 (2016).
- [7] M. van den Berg, S. Srisatkunarah, *Heat equation for a region in \mathbb{R}^2 with a polygonal boundary*, Journal of the London Mathematical Society (2) **37**, 119–127 (1988).
- [8] M. van den Berg, S. Srisatkunarah, *Heat flow and Brownian motion for a region in \mathbb{R}^2 with a polygonal boundary*, Probability Theory and Related Fields **86**, 41–52 (1990).
- [9] H. S. Carslaw, J. C. Jaeger, *Conduction of Heat in Solids*. Clarendon Press, Oxford (2000).
- [10] J. C. Cooke, *Note on a heat conduction problem*, Amer. Math. Monthly **62**, 331–334 (1955).
- [11] A. Erdélyi, *Tables of Integral Transforms I*. McGraw-Hill, New York (1954).
- [12] A. Grigor’yan, *Heat kernel and analysis on manifolds*. AMS/IP Studies in Advanced Mathematics, **47**. American Mathematical Society, Providence, RI; International Press, Boston, MA, (2009).
- [13] P. Gilkey, *Asymptotic Formulae in Spectral Geometry*, Stud. Adv. Math., Chapman & Hall/CRC, Boca Raton, FL (2004).
- [14] I. S. Gradshteyn, I. M. Ryzhik, *Table of integrals, series, and products*. Elsevier/Academic Press, Amsterdam (2015).
- [15] M. Kac, *Can one hear the shape of a drum ?* Amer. Math. Monthly **73**, 1–23 (1966).
- [16] H. P. McKean, I. M. Singer *Curvature and the eigenvalues of the Laplacian*, J. Differential Geometry **1**, 43–69 (1967).
- [17] M. Nursultanov, J. Rowlett, D. A. Sher, *The heat kernel on curvilinear polygonal domains in surfaces*. arXiv:1905.00259 [math.AP] (1 May 2019).
- [18] F. Spitzer, *Some theorems concerning 2-dimensional Brownian motion*. Trans. Amer. Math. Soc. **87**, 187–197 (1958).