

# All-sky search in early O3 LIGO data for continuous gravitational-wave signals from unknown neutron stars in binary systems

The LIGO Scientific Collaboration and the Virgo Collaboration  
(Dated: December 23, 2020)

Rapidly spinning neutron stars are promising sources of persistent, continuous gravitational waves. Detecting such a signal would allow probing of the physical properties of matter under extreme conditions. A significant fraction of the known pulsar population belongs to binary systems. Searching for unknown neutron stars in binary systems requires specialized algorithms to address unknown orbital frequency modulations. We present a search for continuous gravitational waves emitted by neutron stars in binary systems in early data from the third observing run of the Advanced LIGO and Advanced Virgo detectors using the semicoherent, GPU-accelerated, `BinarySkyHough` pipeline. The search analyzes the most sensitive frequency band of the LIGO detectors, 50–300 Hz. Binary orbital parameters are split into four regions, comprising orbital periods of 3–45 days and projected semimajor axes of 2–40 light-seconds. No detections are reported. We estimate the sensitivity of the search using simulated continuous wave signals, achieving the most sensitive results to date across the analyzed parameter space.

## I. INTRODUCTION

Continuous gravitational waves (CWs) are a long-lasting form of gravitational radiation. For ground-based interferometric detectors the canonical sources are rapidly spinning neutron stars (NSs) sustaining a quadrupolar deformation. Several emission mechanisms have been proposed, such as crustal deformations, r-modes, or free precession (see [1] for a recent review). Detecting CWs would probe the physics of such compact objects, leading us to a better understanding of the equation of state of matter under extreme conditions. More exotic types of CW sources are also theorized, such as boson clouds around spinning black holes [2].

CW search methods depend on the available information. All-sky searches, such as the one reported in this paper, impose the least constraints on the CW emission. The latest results obtained by the LIGO-Virgo collaboration using Advanced LIGO [3] and Advanced Virgo [4] data, covering targeted (known pulsars), directed (known sky locations), and all-sky searches, can be found in [5–9].

All-sky searches require highly efficient analysis methods because they must account for a Doppler modulation due to the Earth’s movement with respect to the Solar System Barycenter (SSB), an effect that depends on sky position. In principle, one can construct a search pipeline using matched filtering; for wide parameter space searches, however, such an approach quickly becomes computationally unaffordable [10]. As a result, semicoherent methods are used, splitting the data stream into smaller time segments that can be coherently analyzed. Then, per-segment results are combined according to the expected frequency evolution of the template under analysis. This method reduces the computational cost of a search while achieving a reasonable sensitivity.

Only a small fraction of the expected population of galactic NSs has been detected electromagnetically [11]. Through gravitational waves we could access these unknown populations of NSs. A large fraction

of NSs is expected to be in binary systems [12, 13]. Searches for CWs from these NSs pose a substantial computational challenge to standard all-sky searches that target isolated NSs because additional unknown binary orbital parameters increase the search parameter space dimensionality. As a result, one must use specialized methods in order to search for this type of signal.

We present an all-sky search for CWs produced by NSs in binary systems using the semicoherent `BinarySkyHough` pipeline [12]. It builds upon `SkyHough` [14], inheriting its characteristic noise robustness and computational efficiency, and uses Graphics Processing Units (GPUs) to speed up the core part of the search. The concept of `BinarySkyHough` is to compute search statistics over the parameter space and to use those statistics to rank the interesting regions for subsequent follow up using more sensitive, computationally demanding techniques. This balance between sensitivity and computational cost has proven effective in previous searches of the LIGO O2 observing run data using both the isolated `SkyHough` [8] and `BinarySkyHough` [15] flavors of this pipeline.

In Sec. II we introduce the signal model; Sec. III describes the early third observing run of the Advanced LIGO and Advanced Virgo detectors; Sec. IV briefly describes the main analysis pipeline; Sec. V introduces the first post processing stage; and in Sec. VI we estimate the sensitivity of this search. In Sec. VII we further analyze the most significant outliers and rule them out as non-astrophysical candidates. We present our conclusions in Sec. VIII.

## II. SIGNAL MODEL

A non-axisymmetric neutron star spinning about one of its principal axes is expected to emit gravitational waves at twice its rotation frequency  $f_0 = 2f_{\text{rot}}$  with

a strain amplitude given by [16]

$$h(t) = h_0 [F_+(t; \psi, \hat{n}) \frac{1 + \cos \iota}{2} \cos \phi(t) + F_\times(t; \psi, \hat{n}) \cos \iota \sin \phi(t)], \quad (1)$$

where  $F_{+, \times}$  are the antenna patterns of the interferometric detectors, depending on the polarization angle  $\psi$  and the sky position  $\hat{n}$  of the source;  $h_0$  and  $\cos \iota$  are the characteristic CW amplitude and the inclination of the source with respect to the line of sight, respectively;  $\phi(t)$  represents the phase of the gravitational wave signal.

The CW amplitude  $h_0$  can be expressed in terms of the physical properties of the source once an emission mechanism has been assumed. The three principal moments of inertia of a non-axisymmetric NS are given by  $I_x$ ,  $I_y$ ,  $I_z$ , and the equatorial ellipticity is given by  $\epsilon = |I_x - I_y|/I_z$ , assuming the spin axis is aligned with  $I_z$ . The gravitational wave amplitude can be expressed as

$$h_0 = \frac{4\pi^2 G}{c^4} \frac{I_z \epsilon}{d} f_0^2, \quad (2)$$

where  $d$  denotes the distance to the source from the detector,  $f_0$  the gravitational wave frequency, and  $G$  and  $c$  respectively refer to the gravitational constant and the speed of light. We can further relate this quantity to the mass quadrupole  $Q_{22}$  of the star through the equatorial ellipticity

$$\epsilon = \sqrt{\frac{8\pi}{15}} \frac{Q_{22}}{I_z}. \quad (3)$$

We can describe the signal phase via Taylor expansion with respect to a fiducial starting time  $\tau_0$  in the source frame

$$\phi(\tau) = \phi_0 + 2\pi [f_0 \cdot (\tau - \tau_0) + \dots], \quad (4)$$

where  $\tau$  is the proper source frame time and  $\phi_0$  represents the initial phase at  $\tau_0$ . The number of higher order terms to include in this expansion depends on the population of NSs under consideration. After analyzing the ATNF pulsar catalog [13], it was argued in [12] that searching for NSs in binary systems need not take into account any spindown parameters when using datasets lasting for less than a few years. As we will discuss in Sec. VIII, this search remains sensitive to signals up to a certain spindown value, but there is an implicit limit on the astrophysical reach.

Because of the relative motion of the detector around the SSB and the relative motion of the source around the Binary System Barycenter (BSB), the phase as measured by the detector at time  $t$  is Doppler-modulated according to the timing relation

$$\tau + a_p \sin [\Omega (\tau - \tau_{\text{asc}})] = t + \frac{\vec{r}(t) \cdot \hat{n}}{c} - \frac{d}{c}, \quad (5)$$

where  $a_p$  represents the semi-major axis of the binary orbit projected onto the line of sight (measured in light-seconds),  $\Omega$  represents the orbital frequency of the source,

$\tau_{\text{asc}}$  represents the time of passage through the ascending node as measured from the source frame and  $\vec{r}$  represents the position of the detector in the SSB. In order to derive this expression, we assumed circular, Keplerian orbits; the search remains sensitive, however, to signals from sources in binary systems up to a certain eccentricity as discussed in Section VII A and [12].

We define a *template* as  $\lambda = \{f_0, \vec{n}, a_p, \Omega, t_{\text{asc}}\}$ . The parameter space (i.e. the set of all templates searched) will be denoted as  $\mathbb{P}$ . The orbital period is related to the orbital angular frequency by  $P = 2\pi/\Omega$ .

We refer the reader to [17] for a complete derivation of Eq. (5) and a discussion about how to express Eq. (4) in the detector frame. The gravitational wave frequency evolution associated to a template  $\lambda$  as measured from the detector frame is thus

$$f_\lambda(t) = f_0 \cdot \left( 1 + \frac{\vec{v}(t) \cdot \hat{n}}{c} - a_p \Omega \cos [\Omega(t - t_{\text{asc}})] \right), \quad (6)$$

where  $\vec{v}(t)$  refers to the detector velocity and  $t_{\text{asc}}$  is akin to  $\tau_{\text{asc}}$  measured from the detector frame. We choose the initial phase  $t_{\text{asc}}$  to be located within the range  $[t_{\text{mid}} - \frac{P}{2}, t_{\text{mid}} + \frac{P}{2}]$ , where  $t_{\text{mid}}$  represents the mean time between the start and the end of the run measured in GPS seconds.

### III. DATA USED

The first part of the third observing run of the Advanced LIGO and Advanced Virgo detectors (O3a) comprises six months of data collected from the 1st of April 2019 at 15:00 UTC to the 1st of October 2019 at 15:00 UTC. Data was taken by the Advanced LIGO detectors, located in Hanford (Washington, USA, designated H1) and Livingston (Louisiana, USA, designated L1), together with the Advanced Virgo detector, located in Cascina (Pisa, Italy). We did not make use of Advanced Virgo data because of an unfavorable trade-off between computing cost and expected sensitivity improvement of the search. The detector duty factor (the fraction of the run when the detector is collecting observational-quality data) was 71.2% for H1 and 75.8% for L1. The implementation of instrumental upgrades has allowed the detectors to improve their overall sensitivities with respect to the previous observing run (O2) [18].

For the duration of the run, several artificial signals were injected into both detectors in order to calibrate and monitor their performance. We highlight the presence of *calibration lines*, which are monochromatic signals injected into the detectors, and *hardware injections*, which mimic the effects of a continuous wave signal by directly acting on the interferometer mirrors. The former are set at different frequencies for each of the detectors in order to avoid producing non-astrophysical candidates in several types of searches, while the latter may be used by CW searches in order to verify expected detector response. Both of these instrumental tools may interfere

Search setup parameter	Value
$T_{\text{SFT}}$	1024 s
$\beta_{\text{Tukey}}$	0.5
$T_{\text{obs}}$	14832675 s
$t_{\text{mid}}$	1245582821.5 s
$\Delta f$	0.125 Hz

TABLE I. Miscellaneous parameters used in the search.  $T_{\text{SFT}}$  denotes the time span employed to compute Short Fourier Transforms (SFTs).  $\beta_{\text{Tukey}}$  refers to the tapering parameter of the Tukey window, denoting the fractional length of the window’s central unitary plateau.  $T_{\text{obs}}$  is the observing time of the run.  $t_{\text{mid}}$  represents the mean time between the start and the end of the run measured in GPS seconds.  $\Delta f$  refers to the bandwidth of the individual sub-bands analyzed by each computing job.

with CW searches in general, showing up as significant candidates due to their high strength in the detector spectrum. Spectral artifacts in detector data can be produced by environmental or instrumental noise and also interfere with CW searches [19].

The search was performed using Short Fourier Transforms (SFTs) created from the C00 (initial calibration version) time-domain observing-quality strain data [20]. These SFTs were extracted from SFDB (Short Fourier Data Base) data [21], which incorporates a time-domain cleaning procedure to avoid noise-floor degradation due to glitches and other forms of transient noise. Every SFT lies completely within observing-quality data. Fourier transforms were computed using a Tukey-windowed baseline of  $T_{\text{SFT}} = 1024$  s with tapering parameter  $\beta_{\text{Tukey}} = 0.5$  and a 50% overlap. These values are collected in table I.

Following the same procedure used in the O2 **SkyHough** search [8], SFT data are split into two datasets to be used in two different stages of the search. The first dataset, which we refer to as *non-overlapping*, leaves out overlapping SFTs (i.e. every SFT starts at the end of the previous one). The second dataset, which we refer to as *overlapping*, contains all of the SFTs. Using the non-overlapping set for the first stage of the analysis reduces the computational cost of the search at a manageable loss in sensitivity. Table II lists the number of SFTs in each of the datasets. Datasets contain SFTs from *both* LIGO detectors (i.e. we perform a *multi-detector* search [12]).

#### IV. THE SEARCH PIPELINE

We split the search into two main frequency bands: the low-frequency band, from 50 Hz to 100 Hz, and the high-frequency band, from 100 Hz to 300 Hz. These bands are further divided into  $\Delta f = 0.125$  Hz sub-bands, which constitute the basic working unit of our setup: each *computing job* performs an all-sky search over one such sub-band, searching for binary modulated signals within a certain region of the binary parameter space among the ones specified in Fig. 1 and Table III. The high-frequency

	Non-overlapping	Overlapping
H1	10172	20577
L1	10962	22049
Total	21234	42626

TABLE II. Number of Short Fourier Transforms (SFTs) in each of the datasets. Characteristics of these SFTs are summarized in table I and section III.

search focuses on a single binary parameter space region, denoted as B in Table III; the low-frequency search is performed in all four binary parameter space regions.

The search parameter space is gridded with templates as described in [12]:

$$\delta f_0 = \frac{1}{T_{\text{SFT}}}, \quad \delta\theta = \frac{c/v}{T_{\text{SFT}} f_0 P_f}, \quad \delta a_p = \frac{\sqrt{6m}}{\pi T_{\text{SFT}} f_0 \Omega},$$

$$\delta\Omega = \frac{\sqrt{72m}}{\pi T_{\text{SFT}} f_0 a_p \Omega T_{\text{obs}}}, \quad \delta t_{\text{asc}} = \frac{\sqrt{6m}}{\pi T_{\text{SFT}} f_0 a_p \Omega^2}, \quad (7)$$

where  $\delta\theta$  refers to the angular sky position resolution,  $v = |\vec{v}|$  and  $v/c \sim 10^{-4}$ .  $T_{\text{obs}}$  denotes the observing time of the search, quoted in Table I. The variables  $P_f$  and  $m$  are the so-called *pixel factor* and *mismatch* parameters, which can be used to manually control the parameter space template density. In this search, we tune them in order to adjust the computing cost as we reach higher frequencies, where template spacing naturally becomes finer. Table IV summarizes the choices made for each of the frequency bands.

The pipeline uses the Hough transform to relate tracks in the digitized spectrogram, as explained below, to points in the parameter space. For each point in the parameter space  $\lambda \in \mathbb{P}$  there is a corresponding track [see Eq. (6)] of the time-frequency evolution, which denotes the instantaneous frequency of the signal as observed by the detector.

#### A. Ranking statistics

Let us assume the data can be described as a noise background plus a CW signal

$$x(t; \lambda) = n(t) + h(t; \lambda). \quad (8)$$

We start by computing the *normalized power* of SFT data

$$\rho_k^\alpha = \frac{|\tilde{x}_k^\alpha|^2}{\langle |\tilde{n}_k^\alpha|^2 \rangle}, \quad (9)$$

where tildes represents a Fourier transformed quantity,  $k$  indexes frequency bins,  $\alpha$  indexes SFTs and  $\langle \cdot \rangle$  denotes a running median average using 101 frequency bins, as explained in [12]. Each SFT  $\alpha$  can be related to a certain starting time  $t_\alpha$ , effectively obtaining a spectrogram where each bin  $(\alpha, k)$  corresponds to the normalized power  $\rho_k^\alpha$  present at a certain frequency bin  $k$  in a certain

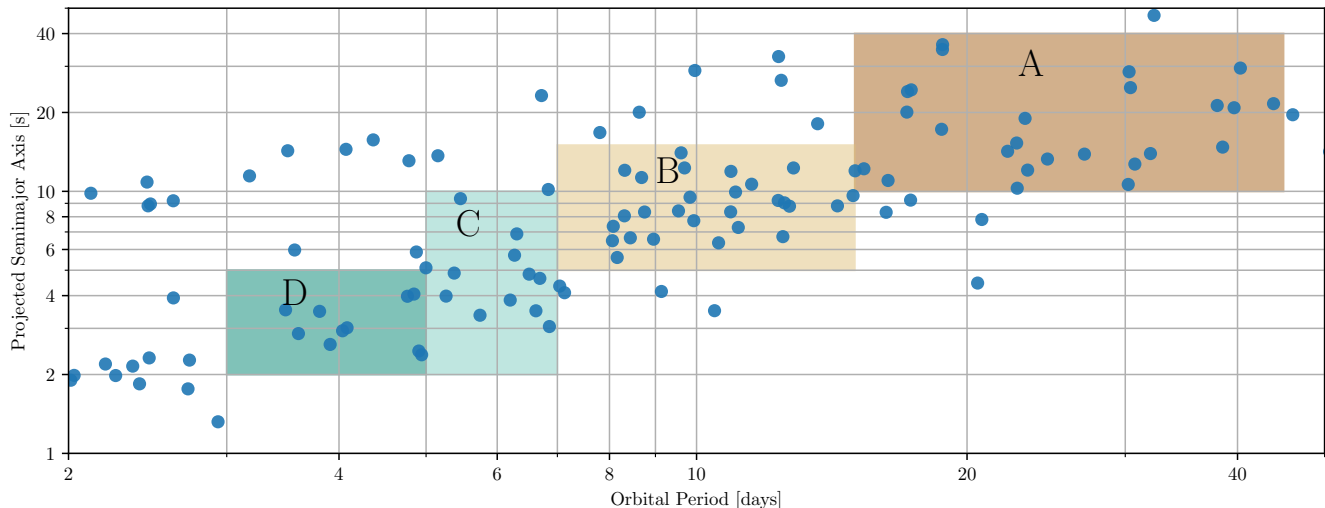


FIG. 1. Binary orbital parameters considered by the present search. Solid color regions denote parameter space regions in which a search was performed; blue dots mark binary orbital parameters corresponding to the known binary pulsar population. Regions A, B, C and D were covered by the low-frequency analysis, while region B was covered by the high-frequency analysis as well. Time of ascending node passage is taken into account according to the orbital frequency, as explained in Sec. II. Pulsar population data was taken from [13] using [22].

Binary Region	$P$ [days]	$a_p$ [s]
A	[15, 45]	[10, 40]
B	[7, 15]	[5, 15]
C	[5, 7]	[2, 10]
D	[3, 5]	[2, 5]

TABLE III. Binary parameter space regions analyzed by the search, corresponding to the four colored regions in Fig. 1. Time of passage through the ascending node  $t_{asc}$  is searched along the interval specified in Sec. II.

Label	Frequency [Hz]	$m$	$P_f$
L	[50, 100]	0.4	1
H1	[100, 125]	0.4	1
H2	[125, 150]	0.6	1
H3	[150, 200]	0.9	0.8
H4	[200, 250]	1.6	0.75
H5	[250, 300]	2	0.7

TABLE IV. Mismatch and pixel factor configurations for the different frequency bands of the search. L refers to the low-frequency band; H1-5 refer to each of the five sub-bands into which the high-frequency band was partitioned: 1 and 2 span 25Hz each, while 3 to 5 span 50 Hz each.

SFT  $\alpha$ . Then, we impose a normalized power threshold  $\rho_{th} = 1.6$  to digitize the spectrogram, obtaining a discrete spectrogram populated by ones and zeros.

For each template, we follow the corresponding track and define the first ranking statistic, the *number count*, as the weighted sum of ones and zeroes

$$n(\lambda) = \sum_{(\alpha,k) \in f_\lambda} w_k^\alpha \mathcal{H}(\rho_k^\alpha - \rho_{th}), \quad (10)$$

where  $\mathcal{H}$  denotes the Heaviside step function and the weights  $w_k^\alpha$  account for varying noise floor and antenna response effects [23].

The number count statistic can be efficiently computed by means of the Look Up Table (LUT) approach described in [14]. Incidentally, this strategy simplifies the cost by analyzing multiple sky positions (called *sky patches*) together. The approach applies the Doppler modulation used to analyze a particular frequency bin to a neighborhood of frequency bins. The sensitivity loss introduced by this approximation is later compensated by re-analyzing the most significant candidates using their exact time-frequency tracks [24].

The re-analysis uses the *weighted normalized power* statistic,

$$\rho(\lambda) = \sum_{(\alpha,k) \in f_\lambda} w_k^\alpha \rho_k^\alpha. \quad (11)$$

Using this new ranking statistic instead of simply re-computing Eq. (10) along the exact track yields a 10 – 20% improvement in detection efficiency for the toplist (ranking of the most significant candidates) based on the number-count statistic used here and discussed below [8].

In order to further select candidates across different sky patches, we compute a *significance* statistic by normalizing Eq. (11) to the *expected noise values* derived in [14]:

$$s_\rho(\lambda) = \frac{\rho(\lambda) - \bar{\rho}}{\sigma_{\bar{\rho}}}, \quad (12)$$

where  $\bar{\rho}$  and  $\sigma_{\bar{\rho}}$  represent the expected value and

**Result:** Toplist per 0.125 Hz sub-band

---

```

Select 0.125 Hz sub-band;
for SkyPatchIndex  $p$  do
  Initialize per-patch toplist  $p$ ;
  for FrequencyBinIndex  $k$  do
    Rank candidates by number count Eq. (10);
    Select top 5% candidates;
    Rank candidates by norm. power Eq. (11);
    Select top 0.1% candidates;
    Write candidates into per-patch toplist  $p$ ;
  end for
end for
Initialize sub-band toplist;
Collect all per-patch toplist into sub-band toplist;
Rank sub-band toplist by significance Eq. (12);
Select top 80000 candidates.

```

---

FIG. 2. Explicit description of the `BinarySkyHough` toplist construction process.

standard deviation of weighted normalized power in pure Gaussian noise. This statistic removes any dependency on the sky position of the source due to the weights, being well suited for comparisons across different sky patches.

### B. Toplist construction

Toplists are constructed frequency-bin wise across sky patches, as shown schematically in Fig. 2. For a given sky patch and frequency bin, the top 5% of parameter space candidates are selected according to the number count statistic Eq. (10) using the LUT approach and the non-overlapping set of SFTs. Then, they are re-analyzed computing their corresponding normalized power Eq. (11) along the exact time-frequency evolution given by Eq. (6) using the overlapping set of SFTs. Finally, top candidates according to Eq. (12) are collected into a final toplist. We collect the top 80000 candidates from each 0.125 Hz sub-band.

This approach optimizes the GPU usage in the number count stage (preventing loud spectral artifacts from saturating the toplist) as each frequency bin provides a controlled number of candidates.

## V. POST PROCESSING

Similar to previous searches [8, 15], we apply a clustering algorithm to the resulting candidates in order to look for particularly interesting candidates. Clustering candidates reduces the total number of candidates to follow up since typically many candidates are found to be produced by a single source (either a CW signal or an instance of instrumental noise).

We implement a new clustering algorithm using the frequency evolution of a candidate to define a parameter space distance [25]. This choice allows the algorithm

to naturally take into account the parameter space structure, avoiding the usage of ad hoc sky projections or mishandling periodic boundary conditions.

After the cluster selection, we apply the well-known *line veto*, used in previous searches (e.g. [8, 15, 26, 27]) in order to rule out non-astrophysical candidates.

### A. Clustering

The clustering algorithm is summarized below; see [25] for further details. Given two candidates with template values  $\lambda, \lambda^* \in \mathbb{P}$ , we define the parameter space distance as

$$d(\lambda^*, \lambda) = \frac{T_{\text{SFT}}}{N_\alpha} \sum_{t_\alpha} |f_{\lambda^*}(t_\alpha) - f_\lambda(t_\alpha)|, \quad (13)$$

where  $f_\lambda(t_\alpha)$  represents the instantaneous frequency of a CW produced by a source with parameters  $\lambda$  as measured by the detector at time  $t_\alpha$  and  $N_\alpha$  denotes the number of SFT timestamps used. Essentially, Eq. (13) is the average mismatch among time-frequency tracks.

Clusters are formed by grouping together candidates from connected components, i.e. each candidate in a cluster is closer than a maximum distance  $d^{\text{th}} = 1$  to at least one other candidate in the same cluster. Final clusters are ranked according to the significance of their loudest candidate, which we will refer to as the *cluster center*.

For each 0.125 Hz toplist, the top 5 clusters according to their significance are selected. This leaves us with a total of 16000 clusters: 8000 for the high-frequency search and 2000 for each region of the low-frequency search.

### B. Line Veto

Before the outlier follow up, we apply the line veto to the obtained cluster centers. Using the list of identified narrow spectral artifacts [28], the veto discards any candidate whose time-frequency track crosses an instrumental line, since such a candidate would likely become significant not because of astrophysical reasons but rather instrumental ones.

For every cluster center with parameters  $\lambda$ , we compute its *bandwidth*

$$BW(\lambda) = [\min_{t_\alpha} f_\lambda(t_\alpha), \max_{t_\alpha} f_\lambda(t_\alpha)]. \quad (14)$$

If the bandwidth of a candidate contains or overlaps with any of the lines present in [28], then the candidate is discarded because of its likely non-astrophysical origin. This veto reduces the number of clustered candidates by  $\sim 20\%$  in the low-frequency search and by a few percent in the high-frequency search (see Table V). This difference is to be expected, considering the greater amount of instrumental lines present at lower frequencies.

Other narrow spectral artifacts have not yet been identified as clearly non-astrophysical in origin in an

Regions	LA	LB	LC	LD	H1B	H2B	H3B	H4B	H5B
Initial Clusters	2000	2000	2000	2000	1000	1000	2000	2000	2000
Vetoed by Identified Line	366	359	359	373	44	0	32	30	30
Surviving Clusters	1634	1641	1641	1627	956	1000	1968	1970	1970
Fraction (%)	81.7	82.05	82.05	81.35	95.6	100	98.4	98.5	98.5
Surviving Outliers after $2\hat{\mathcal{F}}_{\text{th}}$ veto	73	72	71	71	7	6	8	3	0

TABLE V. Numbers of cluster centers discarded by the line veto using lines present in [28]. The number of surviving outliers after the follow-up stage (see Sec. VII) is here specified for the sake of completeness. Five clusters were collected from each 0.125 Hz band: regions H1B and H2B, being the only ones spanning 25 Hz, yield a lower number of clusters.

unidentified list [29]. Although this list has not been used to veto clustered candidates, some of them are consistent with artifacts in the unidentified list (see appendix A).

## VI. SENSITIVITY

The sensitivity of the search is determined using a similar procedure as for previous all-sky searches [8, 15, 26, 27]. A campaign of adding software-simulated signals to the data in order to estimate the  $h_0$  that corresponds to a 95% average detection rate was carried out. We quantify sensitivity using the *sensitivity depth* [30, 31]

$$\mathcal{D} = \frac{\sqrt{S_n}}{h_0} \quad (15)$$

where  $S_n$  represents the single-sided Power Spectral Density of the data (PSD),  $\sqrt{S_n}$  is referred to as the Amplitude Spectral Density (ASD) and  $h_0$  is the previously defined CW amplitude. This figure of merit characterizes the sensitivity of the search to putative signals and accounts for the detector sensitivity as a function of frequency. The actual single-sided PSD in Eq. (15) depends on the analysis method being used. `BinarySkyHough` sensitivity is dominated by the first stage using the weighted number count statistic meaning one should use the *inverse squared averaged* PSD as shown in equations (42) to (44) of [32]

$$S_n(f) = \sqrt{\frac{N_\alpha}{\sum_\alpha [S_\alpha(f)]^{-2}}}, \quad (16)$$

where  $S_\alpha(f)$  represents the running-median noise floor estimation using 101 bins corresponding to the SFT labeled by starting time  $t_\alpha$  at frequency  $f$ . The goal is to characterize the average detection rate by numerically computing the efficiency distribution with respect to the depth. The result is interpolated to find the estimated sensitivity depth that corresponds to 95% detection efficiency. Using Eq. (15) the sensitivity depth is converted to the sensitivity amplitude. It is in this last step where the systematic error of the calibration is potentially relevant.

Systematic error in the amplitude of calibration of C01 data (final calibration version) is estimated to be lower than 7% (68% confidence interval) for both detectors over

all frequencies throughout O3a [33]. Relative deviations of ASDs computed using C00 data with respect to ASDs computed using C01 data (used as a proxy for an estimate of systematic error in C00 data calibration which otherwise does not exist for all time or frequencies) are below 7% for all frequency bands except in the [59, 61] Hz sub-band, where the relative deviation is 10%. Assuming the proxy for C00 systematic error is complete, the impact of such 10%-level of systematic error is negligible to the conclusions of this analysis.

Five representative frequency bands are selected across each 25 Hz band and binary parameter space region, and five sensitivity depth values used, namely [18, 20, 22, 24, 26]  $\text{Hz}^{-1/2}$ . Two hundred signals drawn from uniform distributions in phase and amplitude parameters are added to the data at each depth, band and binary parameter space region. For each simulated signal, `BinarySkyHough` analyzes the data again in order to evaluate how many of them are detected. Sensitivity depth values are selected such that the 95% efficiency depth was properly bracketed; regions H4B and H5B required two extra depth values [14, 16]  $\text{Hz}^{-1/2}$  to ensure this.

Three criteria must be fulfilled in order to label a simulated signal as “detected”. First, the toplist obtained from the injection search should contain at least one candidate whose significance Eq. (12) is greater than the minimum significance present in the corresponding all-sky toplist. Second, after clustering the injection toplist, at least one cluster with a significance greater than the lowest significance recovered by the corresponding all-sky clustering must be obtained. These two criteria ensure the injection is prominent enough so as not to be discarded by the first stage of the search. Lastly, we require at least one of the top five clusters from the injection toplist to be located closer than two parameter space bins in each of the parameters with respect to the injection parameters. This last criterion takes into account the fact that, in the actual search, a follow up will be done in corresponding regions around each significant cluster center.

After separating detected from non-detected simulated signals, we construct efficiency curves akin to the example shown in Fig. 3. Each point is the fraction of simulated signals detected (i.e. detection efficiency) as a function of the sensitivity depth. For each sensitivity depth set of

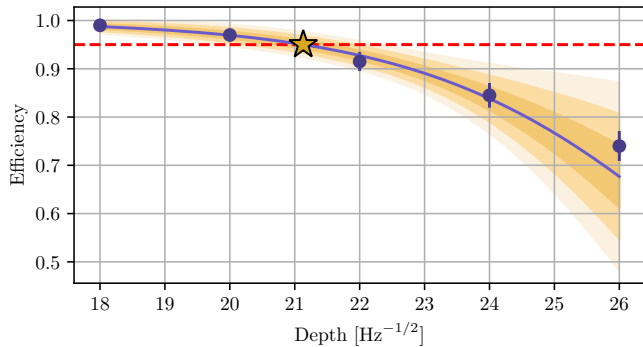


FIG. 3. Example of 95% sensitivity depth interpolation. Five sensitivity depths were selected at 124.625 Hz in region H1B. 200 injections were injected at each of these depths, applying the criteria exposed in the text in order to label injections as detected/not detected. Blue dots represent the fraction of detected injections; the sigmoid fit is represented by a blue line; fit uncertainties at one, two and three sigmas are represented by pale yellow shades. The interpolated 95% sensitivity depth  $\mathcal{D}^{95\%} = 21 \pm 0.4$  is marked using a star.

$N_I = 200$  simulated signals, the uncertainty on detection efficiency  $E$  is given by

$$\delta E = \sqrt{\frac{E \cdot (1 - E)}{N_I}}. \quad (17)$$

Then, using SciPy's `curve_fit` function [34], we fit a sigmoid curve to the data given by

$$S(\mathcal{D}; \vec{p}) = 1 - \frac{1}{1 + e^{-p_0(\mathcal{D} - p_1)}}, \quad (18)$$

with fitted parameters  $\vec{p} = (p_0, p_1)$ . This expression can be inverted in order to find the 95% sensitivity depth.

The interpolations are accompanied by a corresponding uncertainty, obtained through the covariance matrix of the fit  $\mathcal{C}(\mathcal{D})$  as

$$\delta \mathcal{D}^{95\%} = \sqrt{\vec{p}^T \cdot \mathcal{C}(\mathcal{D}) \cdot \vec{p}} \Big|_{\mathcal{D}=\mathcal{D}^{95\%}}. \quad (19)$$

The resulting interpolated depths per frequency band are shown in Fig. 4. The high-frequency search shows a clear degradation of depth values as frequency increases. This is related to the decaying density of parameter space templates: the higher the frequency, the finer one must construct a template bank in order to achieve a comparable level of sensitivity.

Finally, we compute an average 95% sensitivity depth for each of the regions quoted in Table VI. We also quote a corresponding  $3\sigma$  uncertainty, which previous studies have proven to deliver a good coverage of the actual 95% efficiency sensitivity depth [15]. These values are translated to CW amplitude  $h_0$  via Eq. (15) and shown in Fig. 5.

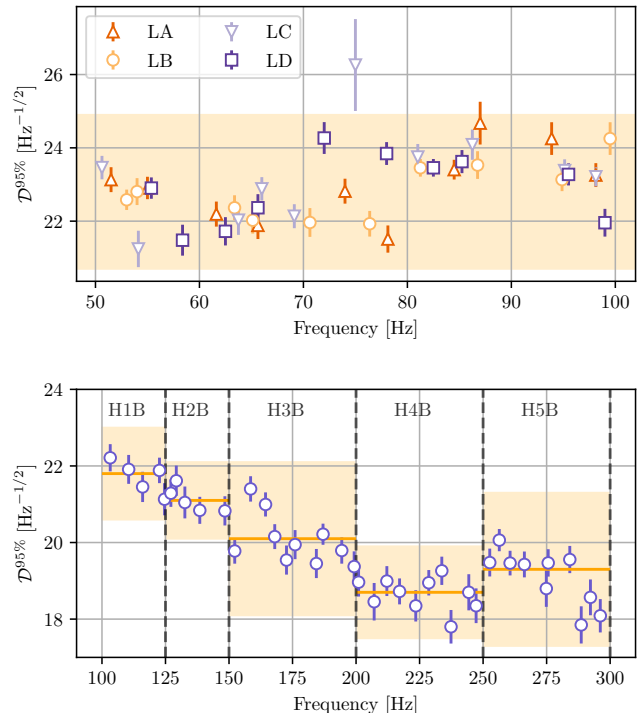


FIG. 4. Average 95% sensitivity depths obtained in the low-frequency (top panel) and high-frequency (bottom panel) bands. Data points correspond to the interpolated results obtained through the sigmoid fit of the efficiencies at the selected frequency bands (5 bands randomly selected in each 25 Hz). Error bars correspond to 95% efficiency uncertainties towards low depth values. Shaded regions show the averaged results with their uncertainties, as summarized in Table VI. In the top panel, shading is only shown for the results obtained for the binary parameter space region B.

Region	$\langle \mathcal{D}^{95\%} \rangle \pm 3\sigma$ [ $\text{Hz}^{-1/2}$ ]
LA	$22.9 \pm 2.5$
LB	$22.8 \pm 2.1$
LC	$23.0 \pm 2.5$
LD	$23.0 \pm 2.5$
H1B	$21.8 \pm 1.2$
H2B	$21.1 \pm 1.0$
H3B	$20.1 \pm 2.0$
H4B	$18.7 \pm 1.2$
H5B	$19.3 \pm 2.0$

TABLE VI. Average 95% sensitivity depths for the parameter space regions analyzed in this search. Region labels are defined in Tables III and IV.

## VII. FOLLOW UP

Remaining candidates from the main search are followed up applying a more sensitive method to the data. Longer coherence times constrain the phase evolution of the candidate under consideration and would yield higher significance for a true continuous wave signal. A potential downside remains that a true signal could be discarded

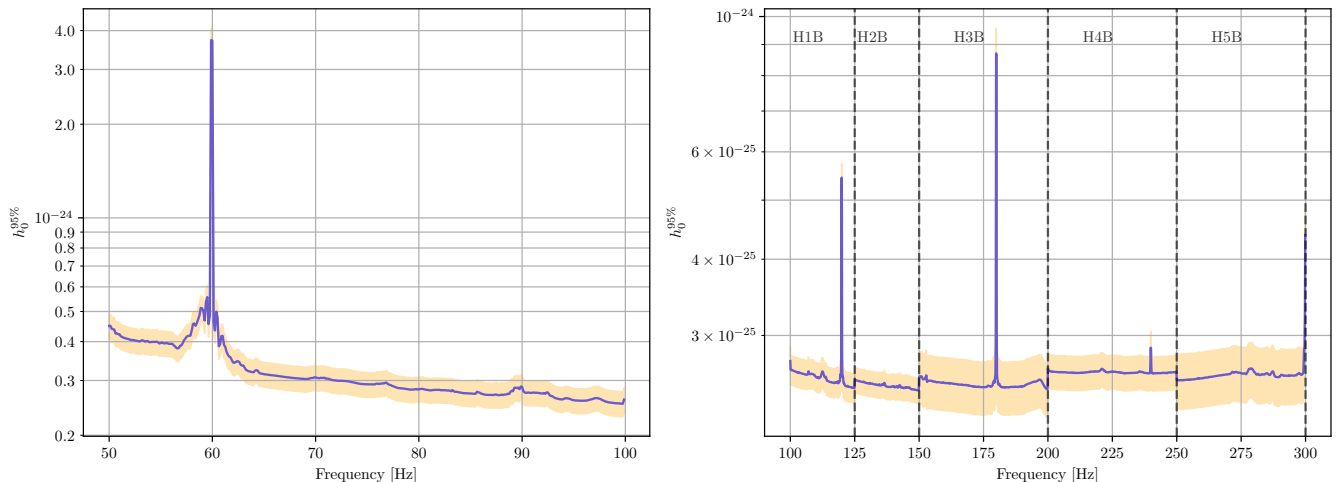


FIG. 5. Implied 95% efficiency amplitude from the obtained sensitivity depth values. The  $h_0^{95\%}$  amplitude estimates are obtained from the 95% efficiency depth values shown in Table VI and the *inverse squared averaged* PSD using Eq. (15). Low-frequency results are shown for binary parameter space region B.

if it is not well modeled by the assumed phase evolution. Moreover, increasing the coherence time also requires increasing the density of templates so as not to overlook a putative signal.

An effective way to cover small parameter regions is through Markov Chain Monte Carlo (MCMC) methods, which, rather than following a prescribed parameter space grid, sample the parameter space following a certain probability density function. Reference [35] describes how this can be implemented in a search for continuous waves by using the so-called  $\mathcal{F}$ -statistic, a well-established CW analysis technique, as a likelihood function. We refer to [35] and references therein for an in-depth explanation of this method.

The  $\mathcal{F}$ -statistic is a coherent statistic, usually referred to as  $2\tilde{\mathcal{F}}$ , which compares data against templates by matched filtering. A semicoherent  $\mathcal{F}$ -statistic  $2\tilde{\mathcal{F}}$  can be defined by adding individual  $2\tilde{\mathcal{F}}$  values computed over  $N_{\text{seg}}$  segments spanning  $T_{\text{coh}}$  each, in the same way as weighted normalized power was computed from weighted power in Eq. (11):

$$2\hat{\mathcal{F}}(\lambda) = \sum_{s=0}^{N_{\text{seg}}-1} 2\tilde{\mathcal{F}}_s(\lambda), \quad (20)$$

where the index  $s$  indicates the coherent quantity has been computed for a certain segment spanning  $T_{\text{coh}}$ .

We use software injections in order to calibrate a threshold  $2\hat{\mathcal{F}}_{\text{th}}$ . Candidates such that  $2\hat{\mathcal{F}}(\lambda) < 2\hat{\mathcal{F}}_{\text{th}}$  will be deemed as non-significant and consequently discarded.

This algorithm is implemented in PyFstat [36]. It builds on top of LALSuite [37], which provides the CW data analysis functionality, and ptemcee [38, 39], which implements the MCMC algorithms.

Hyperparameter	Value
Parallel chains	3
Walkers per chain	100
Burn-in & Production steps	100 + 100

TABLE VII. MCMC hyperparameter choice for the first stage of the follow up. Each of the *parallel chains* sample the likelihood at a different temperature, as explained in [39].

### A. MCMC follow-up configuration

The MCMC follow up employed is not intended to describe the posterior distribution of parameters defining a candidate. Rather, we only require enough convergence such that the sampled  $\mathcal{F}$ -statistic values are close enough to the local maximum to establish a reliable veto threshold.

#### 1. Sampler configuration

The ptemcee package implements an ensemble-based sampler that uses several walker chains to sample multimodal distributions. Expensive setups are not required in order to perform a first-stage follow up using a threshold-based approach. The reason for this is two-fold: we are increasing the coherence time with respect to the search, and we do not require extensive convergence to be achieved. No second-stage follow up was required because all of the first-stage outliers were attributed to instrumental causes. If this was not the case, we would have applied a second follow-up stage using a more expensive setup. The number of parallel chains, walkers per chain, and number of steps to take are summarized in Table VII.

We choose to use  $N_{\text{seg}} = 260$ , which corresponds to



$T_{\text{coh}} \simeq 17$  h. This is a longer coherence time with respect to that of the initial stage of the search, a choice used in previous searches [15].

## 2. Prior choice

Following a similar prescription as the one given in [35], we set up uniform priors in each parameter space dimension, forming a box centered on each cluster center. Each edge of this box spans two parameter space bins according to the spacing given in Eq. (7), where the parameter-space-dependent quantities are computed at the center of the cluster. This is in agreement with the detection criteria imposed to perform the sensitivity estimation.

Although `BinarySkyHough` targets CW sources in circular orbits, it is still sensitive to signals with eccentricities up to a certain value, as long as the Doppler modulation derived from eccentricity is smaller than half a frequency bin. The upper bound for the maximum allowable eccentricity according to this argument was derived in [12]

$$e^{\text{m.a.}} = [2 T_{\text{SFT}} f_0 a_p \Omega]^{-1}. \quad (21)$$

Therefore, uniform priors on eccentricity,  $[0, e^{\text{m.a.}}]$ , and argument of periastron,  $[0, 2\pi]$  are included as MCMC parameters. Maximum eccentricities range from 0.2–0.5 at 50 Hz to less than 0.1 at 300 Hz.

## B. Setting up a threshold

We use the `BinarySkyHough` and the MCMC follow up on a total of 71306 software injections in order to calibrate a significance threshold. The employed injections are consistent with the ones used for the sensitivity estimation, focusing on those detected according to the three criteria (see Sec. VI). This implies a significant fraction of the injections will possess an amplitude below the obtained 95% sensitivity amplitude, as they will be distributed according to the five original depths. The threshold obtained using this calibration strategy will have a low false-dismissal rate ( $\lesssim 1/71306 \simeq 1.5 \times 10^{-5}$ ) against signals detectable by this pipeline.

We run the MCMC algorithm in order to sample  $2\hat{\mathcal{F}}$  values, retrieving the maximum value for each of the injections. Resulting  $2\hat{\mathcal{F}}$  values for these simulations are plotted in Fig. 6. These results support the choice of  $2\hat{\mathcal{F}}_{\text{th}} = 2500$  as the threshold value, with all detected injections above this threshold.

## C. Surviving Outliers

After executing the MCMC follow up and imposing the  $2\hat{\mathcal{F}}_{\text{th}} = 2500$  threshold, 287 outliers remain in the

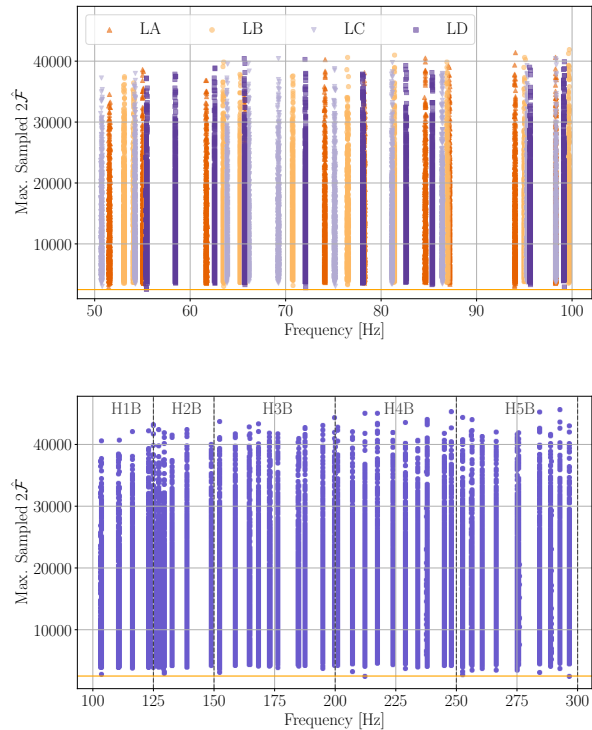


FIG. 6. Recovered  $2\hat{\mathcal{F}}$  values using a set of injections labeled as *detected* by the sensitivity estimation criteria. The amplitudes of these injections were distributed using the five sensitivity depth values explained in Sec. VI. The top panel shows the results for the four regions of the low-frequency search, involving 33757 injections; the bottom panel shows the same result for the high-frequency search, using 37549 injections. The horizontal orange line marks the threshold  $2\hat{\mathcal{F}}_{\text{th}} = 2500$ .

low-frequency band and 24 outliers remain in the high-frequency band, as shown in Fig. 7. It is clear from the figure that low-frequency outliers mostly belong to the same frequency bands across the four binary parameter space regions. We next analyze each candidate using a cumulative semicoherent  $\mathcal{F}$ -statistic, defined as

$$2\hat{\mathcal{F}}(\lambda; t) = \sum_{\alpha: t_\alpha < t} 2\hat{\mathcal{F}}_\alpha(\lambda), \quad (22)$$

in order to discern those candidates originating from instrumental noise.

We use three flavors of Eq. (22), one for each of the detectors (H1 and L1) and another one using a multi-detector approach (H1 + L1). These statistics lead to the rejection of the remaining outliers, as described below.

### 1. Line-crossing outliers

CWs are expected to accumulate a  $2\hat{\mathcal{F}}$  value linearly with respect to the observing time. We find that 263 outliers surpass the  $2\hat{\mathcal{F}}_{\text{th}} = 2500$  threshold due to the

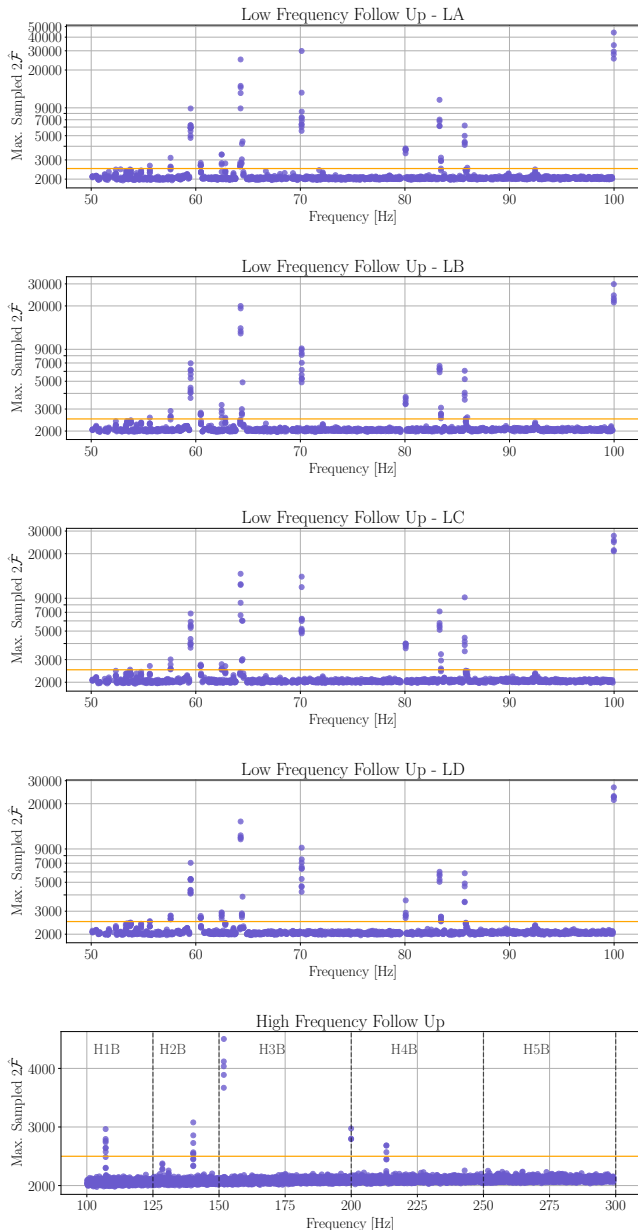


FIG. 7. MCMC follow-up results. Dots represent cluster centers not vetoed by the identified line veto, and a horizontal line represents the imposed threshold  $2\hat{\mathcal{F}}_{\text{th}} = 2500$ , calibrated by software injections (see Fig. 6). The horizontal axis represents the frequency value associated to each cluster center, and the vertical axis represents the maximum  $2\hat{\mathcal{F}}$  value sampled by the MCMC run.

presence of prominent values of segment-wise  $\mathcal{F}$ -statistic at certain times of the run in one of the detectors (260 in H1 and 3 in L1), as exemplified in Fig. 8.

This behavior would be expected from a candidate whose frequency evolution track crosses a narrow instrumental artifact (line) for a limited duration, either because of the frequency track drifting away from the line or the transient nature of the line itself. Most strong persistent instrumental disturbances are already

discarded using the known lines list [28], but weaker lines or transient disturbances (lasting hours to days), which are more difficult to identify in the run-averaged spectra, could still affect our searches [19, 40].

In Table VIII in Appendix A, we present a list of frequency bands containing these 263 candidates whose behavior suggests a brief line crossing or the presence of a transient instrumental disturbance. Outliers were selected as belonging to this category if they have at least one per-segment  $\mathcal{F}$ -statistic value greater than 100, and for each frequency band listed in the table, the first/last timestamps bracket the data segments where  $\mathcal{F}$ -statistic values greater than 50 were observed for at least one of those candidates. Overlapping frequency bands were merged together for the sake of clarity.

## 2. Detector consistency veto

A second set of 28 outliers is discarded by the detector consistency veto (see e.g. [26]). During O3a, the L1 detector presents a better sensitivity than H1 at low frequencies [18]. A CW candidate would be expected to behave consistently, i.e.  $2\hat{\mathcal{F}}_{\text{L1}} > 2\hat{\mathcal{F}}_{\text{H1}}$  for most signals. We calibrate this veto using the aforementioned set of software injections in order to take detector sensitivity anisotropies due to the antenna pattern functions into account, obtaining a maximum relative 5% excess of  $2\hat{\mathcal{F}}_{\text{H1}}$  with respect to  $2\hat{\mathcal{F}}_{\text{L1}}$ .

The 28 outliers rejected with this veto show more than a 30% relative excess of  $2\hat{\mathcal{F}}_{\text{H1}}$  with respect to  $2\hat{\mathcal{F}}_{\text{L1}}$ . Hence, we discard them as being inconsistent with an astrophysical signal. Figure 9 shows an example of these outliers. After computing the bandwidth covered by each of these candidates, we obtain seven distinct frequency bands affected by instrumental disturbances of this type, summarized in Table IX in appendix A.

## 3. Powerline sidebands

The last 20 outliers were consistently present in each one of the four parameter space regions within the [60.46, 60.48] Hz sub-band. These outliers were not vetoed by any of the previous stages. As shown in Fig. 10,  $2\hat{\mathcal{F}}$  was accumulated in a fairly linear fashion, achieving greater values in L1 than H1. The detector ASD (Fig. 11), however, shows that these candidates were caused by sidebands of the 60 Hz power supply artifact. These sidebands can be explained by a non-linear coupling between the main power supply frequency and a low-frequency noise. They do not appear in the line lists [28, 29] as they do not correspond to narrow spectral artifacts and their effect on CW searches is highly dependent on the search method. Due to the presence of said artifact in the data and the wide spread of the candidates obtained by our search across these bands, we deem this final set of candidates as non-astrophysical.

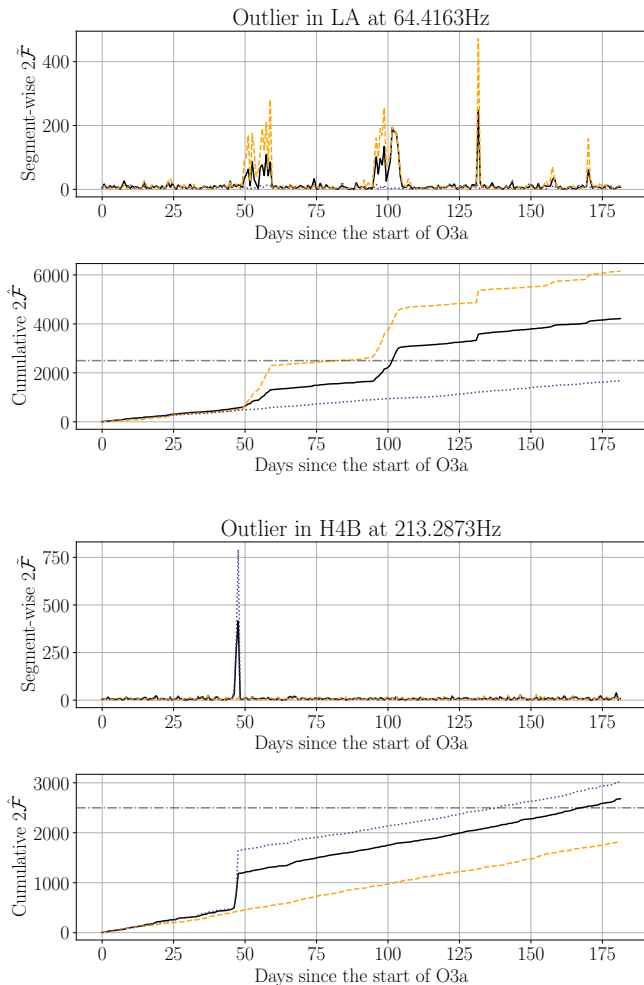


FIG. 8. Example of outliers produced by instrumental noise in one of the Advanced LIGO detectors. Each pair of panels corresponds to a different outlier; the segment-wise  $2\hat{\mathcal{F}}_\alpha$  statistic is shown at the top of each pair; the cumulative semicoherent  $2\hat{\mathcal{F}}$  as described in Eq. (22) is shown at the bottom of each pair. Dashed lines denote an H1-only analysis, dotted blue lines an L1-only analysis, and solid black lines a multi-detector analysis. The  $2\hat{\mathcal{F}}_{\text{th}} = 2500$  threshold is shown as a horizontal line.

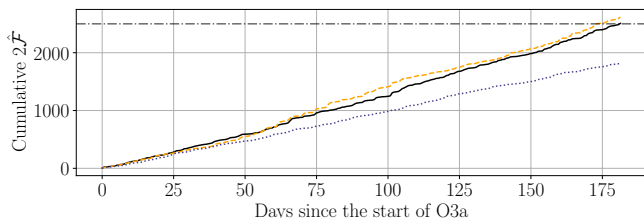


FIG. 9. Example of an outlier vetoed by the multi-detector consistency veto. Dashed lines denote an H1-only analysis, dotted blue lines an L1-only analysis, and solid black lines a multi-detector analysis. The  $2\hat{\mathcal{F}}_{\text{th}} = 2500$  threshold is shown as a horizontal line.

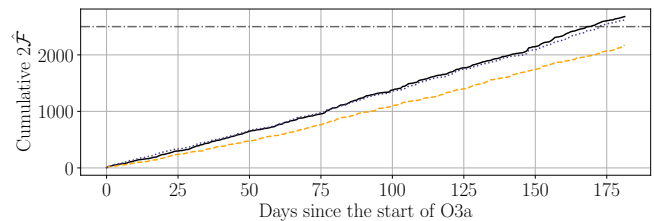


FIG. 10. Example of outliers that pass a  $2\hat{\mathcal{F}}_{\text{th}} = 2500$  accumulation test, later vetoed by inspection of the detector spectra. Candidates related to this signal saturated the toplist in the four regions LA, LB, LC, LD. Dashed lines denote an H1-only analysis, dotted blue lines an L1-only analysis, and solid black lines a multi-detector analysis. The  $2\hat{\mathcal{F}}_{\text{th}} = 2500$  threshold is shown as a horizontal line.

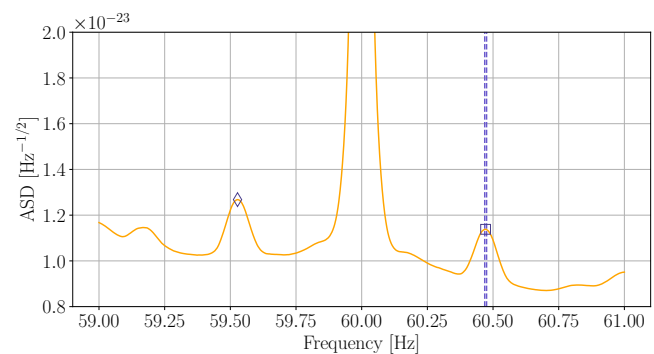


FIG. 11. Location of the manually inspected outliers (vertical dashed line) with respect to the amplitude spectral density of the detector, here represented as a multi-detector *inverse squared average* (orange line). A diamond and a square mark the twin peaks' frequency, 59.53 Hz and 60.47 Hz respectively.

## VIII. CONCLUSION

We report on a search for continuous gravitational wave signals from unknown sources in binary systems using LIGO data from the first six months of the third Advanced LIGO and Advanced Virgo observing run. Four different binary parameter space regions, spanning orbital periods of 3 – 45 days and projected semimajor axes of 2 – 40 light-seconds, are searched across the 50 – 300 Hz frequency band. We claim no detections and estimate the sensitivity of the search in terms of the gravitational wave amplitude corresponding to the interpolated 95% detection efficiency using a simulated population of signals.

The minimum amplitude sensitivity attains an average value of  $h_0^{95\%} = (2.4 \pm 0.1) \times 10^{-25}$  in the  $f_0 = 149.5$  Hz sub-band. This is a factor of  $\sim 1.6$  lower than the lowest amplitude sensitivity obtained by a previous search performed on data from the second Advanced LIGO observing run [15]. The estimated amplitude sensitivity can be interpreted in terms of astrophysical reach and equatorial ellipticity by means of equation Eq. (2), as

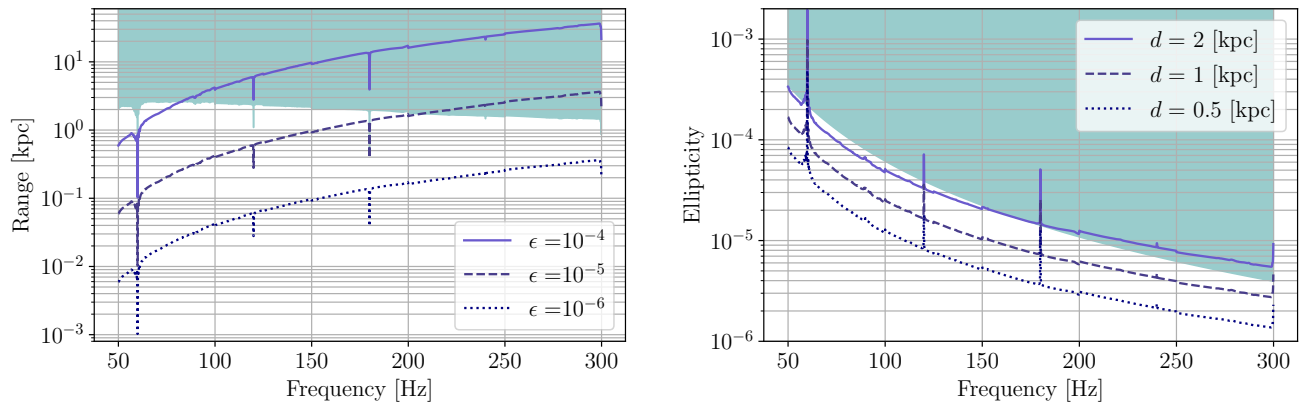


FIG. 12. Astrophysical reach (left) and equatorial ellipticity (right) implied by the search sensitivity  $h_0^{95\%}$ . These results were obtained assuming a canonical neutron star moment of inertia  $I_z = 10^{38} \text{kg} \cdot \text{m}^2$ . Shaded areas denote regions excluded due to the spindown limit implied by the maximum spindown value considered in this search.

shown in Fig. 12.

The validity of this estimation must be discussed in terms of the *spindown limit*, which corresponds to the maximum gravitational wave amplitude achievable by a neutron star assuming its rotational energy is solely lost via gravitational waves. We refer the reader to Appendix A of [6] for its definition and the relevant conversion equations.

The maximum spindown value probed by our search is  $|\dot{f}_0| \equiv (T_{\text{SFT}} \cdot T_{\text{obs}})^{-1} \simeq 6.5 \times 10^{-11} \text{Hz/s}$  [12], meaning sources braking at higher rates would not be detected by our pipeline (see Table I for the definition of  $T_{\text{SFT}}$  and  $T_{\text{obs}}$ ). Assuming the canonical emission model of a deformed NS as in Eq. (2), this implies the existence of a distance beyond which the required ellipticity to emit a detectable amplitude would imply a greater spindown than the one probed by the search, as long as no processes balancing the rotational energy loss are in place<sup>1</sup>. Regions excluded by the spindown limit correspond to shaded areas in Fig. 12.

Equatorial ellipticity values can be constrained below  $\epsilon = 10^{-5}$  for sources in binary systems such as the ones analyzed by this search located at 1 kpc emitting within the 150 – 300 Hz band. Constraints below  $\epsilon = 10^{-4}$  can be set for sources located at 2 kpc emitting within the 75 – 150 Hz band. These sensitivities approach the expected allowed maximum ellipticities of relativistic stars, which range from the order of  $10^{-6} - 10^{-7}$  to values around  $10^{-5}$  for more exotic equations of state [45].

Future enhancements of the terrestrial gravitational wave detector network will improve our sensitivity to fainter gravitational wave signals, providing a valuable

tool to prospect the expected population of galactic NSs in binary systems [46–50].

## IX. ACKNOWLEDGEMENTS

The authors gratefully acknowledge the support of the United States National Science Foundation (NSF) for the construction and operation of the LIGO Laboratory and Advanced LIGO as well as the Science and Technology Facilities Council (STFC) of the United Kingdom, the Max-Planck-Society (MPS), and the State of Niedersachsen/Germany for support of the construction of Advanced LIGO and construction and operation of the GEO600 detector. Additional support for Advanced LIGO was provided by the Australian Research Council. The authors gratefully acknowledge the Italian Istituto Nazionale di Fisica Nucleare (INFN), the French Centre National de la Recherche Scientifique (CNRS) and the Netherlands Organization for Scientific Research, for the construction and operation of the Virgo detector and the creation and support of the EGO consortium. The authors also gratefully acknowledge research support from these agencies as well as by the Council of Scientific and Industrial Research of India, the Department of Science and Technology, India, the Science & Engineering Research Board (SERB), India, the Ministry of Human Resource Development, India, the Spanish Agencia Estatal de Investigación, the Vicepresidència i Conselleria d’Innovació, Recerca i Turisme, the Conselleria d’Educació i Universitat and the Direcció General de Política Universitaria i Recerca del Govern de les Illes Balears, the Conselleria d’Innovació, Universitats, Ciència i Societat Digital de la Generalitat Valenciana and the CERCA Programme Generalitat de Catalunya, the Barcelona Supercomputing Center - Centro Nacional de Supercomputación, Spain, the National Science Centre of Poland and the Foundation for Polish Science (FNP), the Swiss National Science

<sup>1</sup> An accretion-driven torque balance [41] could be subject to fluctuating accretion [42], leading to long-term phase wandering. This effect is unlikely to affect a semicoherent search like the one here reported, but it could have a significant impact during the follow-up stage, where longer coherence times are used [43, 44].

Foundation (SNSF), the Russian Foundation for Basic Research, the Russian Science Foundation, the European Commission, the European Regional Development Funds (ERDF), the Royal Society, the Scottish Funding Council, the Scottish Universities Physics Alliance, the Hungarian Scientific Research Fund (OTKA), the French Lyon Institute of Origins (LIO), the Belgian Fonds de la Recherche Scientifique (FRS-FNRS), Actions de Recherche Concertées (ARC) and Fonds Wetenschappelijk Onderzoek – Vlaanderen (FWO), Belgium, the Paris Île-de-France Region, the National Research, Development and Innovation Office Hungary (NKFIH), the National Research Foundation of Korea, the Natural Science and Engineering Research Council

Canada, Canadian Foundation for Innovation (CFI), the Brazilian Ministry of Science, Technology, and Innovations, the International Center for Theoretical Physics South American Institute for Fundamental Research (ICTP-SAIFR), the Research Grants Council of Hong Kong, the National Natural Science Foundation of China (NSFC), the Leverhulme Trust, the Research Corporation, the Ministry of Science and Technology (MOST), Taiwan, the United States Department of Energy, and the Kavli Foundation. The authors gratefully acknowledge the support of the NSF, STFC, INFN and CNRS for provision of computational resources.

- 
- [1] M. Sieniawska and M. Bejger, *Universe* **5**, 217 (2019), arXiv:1909.12600 [astro-ph.HE].
- [2] A. Arvanitaki and S. Dubovsky, *Physical Review D* **83**, 044026 (2011), arXiv:1004.3558 [hep-th].
- [3] J. Aasi *et al.* (LIGO Scientific Collaboration and Virgo Collaboration), *Classical and Quantum Gravity* **32**, 074001 (2015), arXiv:1411.4547 [gr-qc].
- [4] F. Acernese *et al.*, *Classical and Quantum Gravity* **32**, 024001 (2014), arXiv:1408.3978 [gr-qc].
- [5] B. P. Abbott *et al.* (LIGO Scientific Collaboration and Virgo Collaboration), *Physical Review D* **99**, 122002 (2019), arXiv:1902.08442 [gr-qc].
- [6] B. P. Abbott *et al.*, *The Astrophysical Journal* **879**, 10 (2019), arXiv:1902.08507 [astro-ph.HE].
- [7] B. P. Abbott *et al.* (LIGO Scientific Collaboration and Virgo Collaboration), *Physical Review D* **100**, 122002 (2019), arXiv:1906.12040 [gr-qc].
- [8] B. P. Abbott *et al.* (LIGO Scientific Collaboration and Virgo Collaboration), *Physical Review D* **100**, 024004 (2019), arXiv:1903.01901 [astro-ph.HE].
- [9] R. Abbott *et al.* (LIGO Scientific Collaboration and Virgo Collaboration), *The Astrophysical Journal Letters* **902**, L21 (2020), arXiv:2007.14251 [astro-ph.HE].
- [10] P. R. Brady, T. Creighton, C. Cutler, and B. F. Schutz, *Physical Review D* **57**, 2101 (1998), arXiv:gr-qc/9702050.
- [11] K. Rajwade, J. Chennamangalam, D. Lorimer, and A. Karastergiou, *Monthly Notices of the Royal Astronomical Society* **479**, 3094 (2018), arXiv:1802.04690 [astro-ph.HE].
- [12] P. B. Covas and A. M. Sintes, *Physical Review D* **99**, 124019 (2019), arXiv:1904.04873 [astro-ph.IM].
- [13] R. N. Manchester, G. B. Hobbs, A. Teoh, and M. Hobbs, arXiv e-prints **129**, 1993 (2005), arXiv:astro-ph/0412641.
- [14] B. Krishnan, A. M. Sintes, M. A. Papa, B. F. Schutz, S. Frasca, and C. Palomba, *Physical Review D* **70**, 082001 (2004), arXiv:gr-qc/0407001.
- [15] P. B. Covas and A. M. Sintes, *Physical Review Letters* **124**, 191102 (2020), arXiv:2001.08411 [gr-qc].
- [16] P. Jaranowski and A. Królak, *Physical Review D* **59**, 063003 (1999), arXiv:gr-qc/9809046.
- [17] P. Leaci and R. Prix, *Physical Review D* **91**, 102003 (2015), arXiv:1502.00914 [gr-qc].
- [18] A. Buikema *et al.*, *Physical Review D* **102**, 062003 (2020), arXiv:2008.01301 [astro-ph.IM].
- [19] P. B. Covas *et al.* (LSC Instrument Authors), *Physical Review D* **97**, 082002 (2018), arXiv:1801.07204 [astro-ph.IM].
- [20] A. Viets *et al.*, *Classical and Quantum Gravity* **35**, 095015 (2018), arXiv:1710.09973 [astro-ph.IM].
- [21] P. Astone, S. Frasca, and C. Palomba, *Classical and Quantum Gravity* **22**, S1197 (2005).
- [22] M. Pitkin, *Journal of Open Source Software* **3**, 538 (2018).
- [23] A. M. Sintes and B. Krishnan, *Journal of Physics: Conference Series* **32**, 206 (2006), arXiv:gr-qc/0601081.
- [24] L. Sancho de la Jordana (LIGO Scientific Collaboration and Virgo Collaboration), *Journal of Physics: Conference Series* **228**, 012004 (2010).
- [25] R. Tenorio, D. Keitel, and A. M. Sintes, arXiv e-prints (2020), arXiv:2012.05752 [gr-qc].
- [26] B. P. Abbott *et al.* (LIGO Scientific Collaboration and Virgo Collaboration), *Physical Review D* **96**, 062002 (2017), arXiv:1707.02667 [gr-qc].
- [27] B. P. Abbott *et al.* (LIGO Scientific, Virgo), *Phys. Rev. D* **97**, 102003 (2018), arXiv:1802.05241 [gr-qc].
- [28] E. Goetz, A. Neunzert, K. Riles, A. Mateas, S. Kandhasamy, J. Tasson, *et al.* (LIGO Scientific Collaboration), O3a lines and combs in C00 data, <https://dcc.ligo.org/T2000719/public> (2020).
- [29] E. Goetz, A. Neunzert, K. Riles, A. Mateas, S. Kandhasamy, J. Tasson, *et al.* (LIGO Scientific Collaboration), Unidentified O3a lines and combs in C00 data, <https://dcc.ligo.org/T2000720/public> (2020).
- [30] B. Behnke, M. A. Papa, and R. Prix, *Physical Review D* **91**, 064007 (2015), arXiv:1410.5997 [gr-qc].
- [31] C. Dreissigacker, R. Prix, and K. Wette, *Physical Review D* **98**, 084058 (2018), arXiv:1808.02459 [gr-qc].
- [32] B. Abbott *et al.* (LIGO Scientific Collaboration and Virgo Collaboration), *Physical Review D* **77**, 022001 (2008), arXiv:0708.3818 [gr-qc].
- [33] L. Sun *et al.*, *Classical and Quantum Gravity* **37**, 225008 (2020), arXiv:2005.02531 [astro-ph.IM].
- [34] P. Virtanen *et al.*, *Nature Methods* **17**, 261 (2020), arXiv:1907.10121 [cs.MS].
- [35] G. Ashton and R. Prix, *Physical Review D* **97**, 103020 (2018), arXiv:1802.05450 [astro-ph.IM].
- [36] G. Ashton, D. Keitel, R. Prix, and R. Tenorio, *PyFstat v1.7.3* (2020), 10.5281/zenodo.4041983.

- [37] LIGO Scientific Collaboration, LIGO Algorithm Library - LALSuite, 10.7935/GT1W-FZ16 (2018).
- [38] D. Foreman-Mackey, D. W. Hogg, D. Lang, and J. Goodman, Publications of the Astronomical Society of the Pacific **125**, 306 (2013), arXiv:1202.3665 [astro-ph.IM].
- [39] W. D. Vausden, W. M. Farr, and I. Mandel, Monthly Notices of the Royal Astronomical Society **455**, 1919 (2015), arXiv:1501.05823 [astro-ph.IM].
- [40] D. Keitel, Physical Review D **93**, 084024 (2016), arXiv:1509.02398 [gr-qc].
- [41] L. Bildsten, Astrophys. J. Lett. **501**, L89 (1998), arXiv:astro-ph/9804325.
- [42] A. Watts, B. Krishnan, L. Bildsten, and B. F. Schutz, Mon. Not. Roy. Astron. Soc. **389**, 839 (2008), arXiv:0803.4097 [astro-ph].
- [43] A. Mukherjee, C. Messenger, and K. Riles, Phys. Rev. D **97**, 043016 (2018), arXiv:1710.06185 [gr-qc].
- [44] G. Ashton, R. Prix, and D. Jones, Phys. Rev. D **96**, 063004 (2017), arXiv:1704.00742 [gr-qc].
- [45] N. K. Johnson-McDaniel and B. J. Owen, Physical Review D **88**, 044004 (2013), arXiv:1208.5227 [astro-ph.SR].
- [46] T. Akutsu *et al.*, Nature Astronomy **3**, 35 (2019), arXiv:1811.08079 [gr-qc].
- [47] M. Maggiore *et al.*, Journal of Cosmology and Astroparticle Physics **03**, 050, arXiv:1912.02622 [astro-ph.CO].
- [48] D. Reitze *et al.*, Bulletin of the American Astronomical Society **51**, 035 (2019), arXiv:1907.04833 [astro-ph.IM].
- [49] J. Miller, L. Barsotti, S. Vitale, P. Fritschel, M. Evans, and D. Sigg, Physical Review D **91**, 062005 (2015), arXiv:1410.5882 [gr-qc].
- [50] B. P. Abbott *et al.* (KAGRA Collaboration, LIGO Scientific Collaboration, and Virgo Collaboration), Living Reviews in Relativity **23**, 3 (2020), arXiv:1304.0670v10 [gr-qc].

## Appendix A: Frequency bands containing outliers

We provide a list of frequency bands in which outliers surviving the follow up were found. These outliers are discarded due to their inconsistent behavior with respect to an astrophysical signal, as discussed in Sec. VII. Table VIII lists frequency bands where line-crossing outliers were found. Table IX corresponds to frequency bands presenting outliers discarded by the detector consistency veto. In both tables, overlapping frequency bands are merged together for the sake of compactness.

Min. frequency [Hz]	Max. frequency [Hz]	First timestamp [GPS]	Last timestamp [GPS]	Duration [days]	Detector	Listed
55.605	55.606	1239194624	1253831680	169	H1	Yes
57.588	57.592	1243670016	1253770240	116	H1	Yes
59.501	59.513	1238290944	1253831680	179	H1	Yes
62.474	62.478	1244523008	1251895296	85	H1	Yes
64.257	64.266	1241190400	1252681728	133	H1	No
64.284	64.291	1238955520	1253831680	172	H1	Yes
64.470	64.475	1239557632	1253770240	164	H1	Yes
64.403	64.408	1240341504	1253588992	153	H1	Yes
64.364	64.375	1238529536	1253831680	177	H1	Yes
64.415	64.417	1239375872	1253831680	167	H1	Yes
70.124	70.128	1238408192	1245484544	81	H1	Yes
80.067	80.070	1238351360	1238351360	0	H1	No
83.307	83.316	1238351360	1253831680	179	H1	Yes
83.446	83.448	1238831616	1253831680	173	H1	Yes
85.712	85.715	1239194624	1253831680	169	H1	Yes
85.964	85.965	1239738880	1253165568	155	H1	Yes
99.966	99.979	1238290944	1253831680	179	H1	Yes
107.113	107.119	1241129984	1253709824	145	H1	Yes
140.253	140.254	1238955520	1245424128	74	H1	Yes
151.800	151.800	1253105152	1253105152	0	H1	Yes
199.946	199.955	1242149888	1253770240	134	H1	Yes
213.301	213.301	1242339840	1242339840	0	L1	Yes

TABLE VIII. Frequency bands containing line-crossing outliers. As described in Sec. VII C 1, these could be produced because of the presence of a transient instrumental artifact or the frequency evolution of a candidate drifting away from the spectral disturbance. Overlapping frequency bands were grouped together for the sake of simplicity. Outliers belonging to this category show at least one per-segment  $\mathcal{F}$ -statistic value greater than 100. Timestamps refer to the first and last coherent segments ( $T_{\text{coh}} \simeq 17\text{h}$ ) for which at least one of those candidates showed an  $\mathcal{F}$ -statistic value over 50. The last column relates these bands to the list of unidentified lines [29].

Min. frequency [Hz]	Max. frequency [Hz]	Listed
53.709	53.721	No
55.603	55.609	Yes
57.583	57.600	Yes
62.823	62.828	Yes
64.400	64.411	Yes
83.442	83.453	Yes
85.815	85.824	No

TABLE IX. Frequency bands containing outliers discarded by the detector consistency veto as described in Sec. VII C 2. Overlapping frequency bands were grouped together for the sake of simplicity. The last column relates these bands to the list of unidentified lines of the H1 detector [29].

# All-sky search in early O3 LIGO data for continuous gravitational-wave signals from unknown neutron stars in binary systems

R. Abbott,<sup>1</sup> T. D. Abbott,<sup>2</sup> S. Abraham,<sup>3</sup> F. Acernese,<sup>4,5</sup> K. Ackley,<sup>6</sup> A. Adams,<sup>7</sup> C. Adams,<sup>8</sup> R. X. Adhikari,<sup>1</sup> V. B. Adya,<sup>9</sup> C. Affeldt,<sup>10,11</sup> D. Agarwal,<sup>3</sup> M. Agathos,<sup>12,13</sup> K. Agatsuma,<sup>14</sup> N. Aggarwal,<sup>15</sup> O. D. Aguiar,<sup>16</sup> L. Aiello,<sup>17,18,19</sup> A. Ain,<sup>20,21</sup> P. Ajith,<sup>22</sup> K. M. Aleman,<sup>23</sup> G. Allen,<sup>24</sup> A. Allocca,<sup>25,5</sup> P. A. Altin,<sup>9</sup> A. Amato,<sup>26</sup> S. Anand,<sup>1</sup> A. Ananyeva,<sup>1</sup> S. B. Anderson,<sup>1</sup> W. G. Anderson,<sup>27</sup> Z. Andrew-Havard,<sup>17</sup> S. V. Angelova,<sup>28</sup> S. Ansoldi,<sup>29,30</sup> J. M. Antelis,<sup>31</sup> S. Antier,<sup>32</sup> S. Appert,<sup>1</sup> K. Arai,<sup>1</sup> M. C. Araya,<sup>1</sup> J. S. Areeda,<sup>23</sup> M. Arène,<sup>32</sup> N. Arnaud,<sup>33,34</sup> S. M. Aronson,<sup>35</sup> K. G. Arun,<sup>36</sup> Y. Asali,<sup>37</sup> G. Ashton,<sup>6</sup> S. M. Aston,<sup>8</sup> P. Astone,<sup>38</sup> F. Aubin,<sup>39</sup> P. Aufmuth,<sup>10,11</sup> K. AultONeal,<sup>31</sup> C. Austin,<sup>2</sup> J. Avery,<sup>17</sup> S. Babak,<sup>32</sup> F. Badaracco,<sup>18,19</sup> M. K. M. Bader,<sup>40</sup> S. Bae,<sup>41</sup> A. M. Baer,<sup>7</sup> S. Bagnasco,<sup>42</sup> Y. Bai,<sup>1</sup> J. Baird,<sup>32</sup> M. Ball,<sup>43</sup> G. Ballardín,<sup>34</sup> S. W. Ballmer,<sup>44</sup> M. Bals,<sup>31</sup> A. Balsamo,<sup>7</sup> G. Baltus,<sup>45</sup> S. Banagiri,<sup>46</sup> D. Bankar,<sup>3</sup> R. S. Bankar,<sup>3</sup> J. C. Barayoga,<sup>1</sup> C. Barbieri,<sup>47,48,49</sup> B. C. Barish,<sup>1</sup> D. Barker,<sup>50</sup> P. Barneo,<sup>51</sup> S. Barnum,<sup>52</sup> F. Barone,<sup>53,5</sup> B. Barr,<sup>54</sup> L. Barsotti,<sup>52</sup> M. Barsuglia,<sup>32</sup> D. Barta,<sup>55</sup> J. Bartlett,<sup>50</sup> M. A. Barton,<sup>54</sup> I. Bartos,<sup>35</sup> R. Bassiri,<sup>56</sup> A. Basti,<sup>21,20</sup> M. Bawaj,<sup>57,58</sup> J. C. Bayley,<sup>54</sup> A. C. Baylor,<sup>27</sup> M. Bazzan,<sup>59,60</sup> B. Bécsy,<sup>61</sup> V. M. Bedakihale,<sup>62</sup> M. Bejger,<sup>63</sup> I. Belahcene,<sup>33</sup> V. Benedetto,<sup>64</sup> D. Beniwal,<sup>65</sup> M. G. Benjamin,<sup>31</sup> T. F. Bennett,<sup>66</sup> J. D. Bentley,<sup>14</sup> M. BenYaala,<sup>28</sup> F. Bergamin,<sup>10,11</sup> B. K. Berger,<sup>56</sup> S. Bernuzzi,<sup>13</sup> D. Bersanetti,<sup>67</sup> A. Bertolini,<sup>40</sup> J. Betzwieser,<sup>8</sup> R. Bhandare,<sup>68</sup> A. V. Bhandari,<sup>3</sup> D. Bhattacharjee,<sup>69</sup> S. Bhaumik,<sup>35</sup> J. Bidler,<sup>23</sup> I. A. Bilenko,<sup>70</sup> G. Billingsley,<sup>1</sup> R. Birney,<sup>71</sup> O. Birnholtz,<sup>72</sup> S. Biscans,<sup>1,52</sup> M. Bischì,<sup>73,74</sup> S. Biscoveanu,<sup>52</sup> A. Bisht,<sup>10,11</sup> B. Biswas,<sup>3</sup> M. Bitossi,<sup>34,20</sup> M.-A. Bizouard,<sup>75</sup> J. K. Blackburn,<sup>1</sup> J. Blackman,<sup>76</sup> C. D. Blair,<sup>77,8</sup> D. G. Blair,<sup>77</sup> R. M. Blair,<sup>50</sup> F. Bobba,<sup>78,79</sup> N. Bode,<sup>10,11</sup> M. Boer,<sup>75</sup> G. Bogaert,<sup>75</sup> M. Boldrini,<sup>80,38</sup> F. Bondu,<sup>81</sup> E. Bonilla,<sup>56</sup> R. Bonnand,<sup>39</sup> P. Booker,<sup>10,11</sup> B. A. Boom,<sup>40</sup> R. Bork,<sup>1</sup> V. Boschi,<sup>20</sup> N. Bose,<sup>82</sup> S. Bose,<sup>3</sup> V. Bossilkov,<sup>77</sup> V. Boudart,<sup>45</sup> Y. Bouffanais,<sup>59,60</sup> A. Bozzi,<sup>34</sup> C. Bradaschia,<sup>20</sup> P. R. Brady,<sup>27</sup> A. Bramley,<sup>8</sup> A. Branch,<sup>8</sup> M. Branchesi,<sup>18,19</sup> M. Breschi,<sup>13</sup> T. Briant,<sup>83</sup> J. H. Briggs,<sup>54</sup> A. Brillet,<sup>75</sup> M. Brinkmann,<sup>10,11</sup> P. Brockill,<sup>27</sup> A. F. Brooks,<sup>1</sup> J. Brooks,<sup>34</sup> D. D. Brown,<sup>65</sup> S. Brunett,<sup>1</sup> G. Bruno,<sup>84</sup> R. Bruntz,<sup>7</sup> J. Bryant,<sup>14</sup> A. Buikema,<sup>52</sup> T. Bulik,<sup>85</sup> H. J. Bulten,<sup>40,86</sup> A. Buonanno,<sup>87,88</sup> R. Buscicchio,<sup>14</sup> D. Buskulic,<sup>39</sup> L. Cadonati,<sup>89</sup> G. Cagnoli,<sup>26</sup> C. Cahillane,<sup>1</sup> H. W. Cain III,<sup>2</sup> J. Calderón Bustillo,<sup>90</sup> J. D. Callaghan,<sup>54</sup> T. A. Callister,<sup>91,92</sup> E. Calloni,<sup>25,5</sup> J. B. Camp,<sup>93</sup> M. Canepa,<sup>94,67</sup> M. Cannavacciuolo,<sup>78</sup> K. C. Cannon,<sup>95</sup> H. Cao,<sup>96</sup> J. Cao,<sup>96</sup> E. Capote,<sup>23</sup> G. Carapella,<sup>78,79</sup> F. Carbognani,<sup>34</sup> J. B. Carlin,<sup>97</sup> M. F. Carney,<sup>15</sup> M. Carpinelli,<sup>98,99</sup> G. Carullo,<sup>21,20</sup> T. L. Carver,<sup>17</sup> J. Casanueva Diaz,<sup>34</sup> C. Casentini,<sup>100,101</sup> G. Castaldi,<sup>102</sup> S. Caudill,<sup>40,103</sup> M. Cavaglia,<sup>69</sup> F. Cavalier,<sup>33</sup> R. Cavalieri,<sup>34</sup> M. Ceasar,<sup>104</sup> G. Cella,<sup>20</sup> P. Cerdá-Durán,<sup>105</sup> E. Cesarini,<sup>101</sup> W. Chaibi,<sup>75</sup> K. Chakravarti,<sup>3</sup> B. Champion,<sup>106</sup> C.-H. Chan,<sup>107</sup> C. Chan,<sup>95</sup> C. L. Chan,<sup>90</sup> K. Chandra,<sup>82</sup> P. Chanial,<sup>34</sup> S. Chao,<sup>107</sup> P. Charlton,<sup>108</sup> E. A. Chase,<sup>15</sup> E. Chassande-Mottin,<sup>32</sup> D. Chatterjee,<sup>27</sup> M. Chaturvedi,<sup>68</sup> K. Chatziioannou,<sup>91,92</sup> A. Chen,<sup>90</sup> H. Y. Chen,<sup>109</sup> J. Chen,<sup>107</sup> X. Chen,<sup>77</sup> Y. Chen,<sup>76</sup> Z. Chen,<sup>17</sup> H. Cheng,<sup>35</sup> C. K. Cheong,<sup>90</sup> H. Y. Cheung,<sup>90</sup> H. Y. Chia,<sup>35</sup> F. Chiadini,<sup>110,79</sup> R. Chierici,<sup>111</sup> A. Chincarini,<sup>67</sup> M. L. Chiofalo,<sup>21,20</sup> A. Chiummo,<sup>34</sup> G. Cho,<sup>112</sup> H. S. Cho,<sup>113</sup> S. Choate,<sup>104</sup> R. K. Choudhary,<sup>77</sup> S. Choudhary,<sup>3</sup> N. Christensen,<sup>75</sup> Q. Chu,<sup>77</sup> S. Chua,<sup>83</sup> K. W. Chung,<sup>114</sup> G. Ciani,<sup>59,60</sup> P. Ciecielag,<sup>63</sup> M. Cieřlar,<sup>63</sup> M. Cifaldi,<sup>100,101</sup> A. A. Ciobanu,<sup>65</sup> R. Ciolfi,<sup>115,60</sup> F. Cipriano,<sup>75</sup> A. Cirone,<sup>94,67</sup> F. Clara,<sup>50</sup> E. N. Clark,<sup>116</sup> J. A. Clark,<sup>89</sup> L. Clarke,<sup>117</sup> P. Clearwater,<sup>97</sup> S. Clesse,<sup>118</sup> F. Cleva,<sup>75</sup> E. Coccia,<sup>18,19</sup> P.-F. Cohadon,<sup>83</sup> D. E. Cohen,<sup>33</sup> L. Cohen,<sup>2</sup> M. Colleoni,<sup>119</sup> C. G. Collette,<sup>120</sup> M. Colpi,<sup>47,48</sup> C. M. Compton,<sup>50</sup> M. Constancio Jr.,<sup>16</sup> L. Conti,<sup>60</sup> S. J. Cooper,<sup>14</sup> P. Corban,<sup>8</sup> T. R. Corbitt,<sup>2</sup> I. Cordero-Carrion,<sup>121</sup> S. Corezzi,<sup>58,57</sup> K. R. Corley,<sup>37</sup> N. Cornish,<sup>61</sup> D. Corre,<sup>33</sup> A. Corsi,<sup>122</sup> S. Cortese,<sup>34</sup> C. A. Costa,<sup>16</sup> R. Cotesta,<sup>88</sup> M. W. Coughlin,<sup>46</sup> S. B. Coughlin,<sup>15,17</sup> J.-P. Coulon,<sup>75</sup> S. T. Countryman,<sup>37</sup> B. Cousins,<sup>123</sup> P. Couvares,<sup>1</sup> P. B. Covas,<sup>119</sup> D. M. Coward,<sup>77</sup> M. J. Cowart,<sup>8</sup> D. C. Coyne,<sup>1</sup> R. Coyne,<sup>124</sup> J. D. E. Creighton,<sup>27</sup> T. D. Creighton,<sup>125</sup> A. W. Criswell,<sup>46</sup> M. Croquette,<sup>83</sup> S. G. Crowder,<sup>126</sup> J. R. Cudell,<sup>45</sup> T. J. Cullen,<sup>2</sup> A. Cumming,<sup>54</sup> R. Cummings,<sup>54</sup> E. Cuoco,<sup>34,127,20</sup> M. Curylo,<sup>85</sup> T. Dal Canton,<sup>88</sup> T. Dal Canton,<sup>33</sup> G. Dálya,<sup>128</sup> A. Dana,<sup>56</sup> L. M. DaneshgaranBajastani,<sup>66</sup> B. D'Angelo,<sup>94,67</sup> S. L. Danilishin,<sup>129</sup> S. D'Antonio,<sup>101</sup> K. Danzmann,<sup>10,11</sup> C. Darsow-Fromm,<sup>130</sup> A. Dasgupta,<sup>62</sup> L. E. H. Datrier,<sup>54</sup> V. Dattilo,<sup>34</sup> I. Dave,<sup>68</sup> M. Davier,<sup>33</sup> G. S. Davies,<sup>131</sup> D. Davis,<sup>1</sup> E. J. Daw,<sup>132</sup> R. Dean,<sup>104</sup> M. Deenadayalan,<sup>3</sup> J. Degallaix,<sup>133</sup> M. De Laurentis,<sup>25,5</sup> S. Deléglise,<sup>83</sup> V. Del Favero,<sup>106</sup> F. De Lillo,<sup>84</sup> N. De Lillo,<sup>54</sup> W. Del Pozzo,<sup>21,20</sup> L. M. DeMarchi,<sup>15</sup> F. De Matteis,<sup>100,101</sup> V. D'Emilio,<sup>17</sup> N. Demos,<sup>52</sup> T. Dent,<sup>131</sup> A. Depasse,<sup>84</sup> R. De Pietri,<sup>134,135</sup> R. De Rosa,<sup>25,5</sup> C. De Rossi,<sup>34</sup> R. DeSalvo,<sup>102</sup> R. De Simone,<sup>110</sup> S. Dhurandhar,<sup>3</sup> M. C. Díaz,<sup>125</sup> M. Diaz-Ortiz Jr.,<sup>35</sup> N. A. Didio,<sup>44</sup> T. Dietrich,<sup>40</sup> L. Di Fiore,<sup>5</sup> C. Di Fronzo,<sup>14</sup> C. Di Giorgio,<sup>78,79</sup> F. Di Giovanni,<sup>105</sup> T. Di Girolamo,<sup>25,5</sup> A. Di Lieto,<sup>21,20</sup> B. Ding,<sup>120</sup> S. Di Pace,<sup>80,38</sup> I. Di Palma,<sup>80,38</sup> F. Di Renzo,<sup>21,20</sup> A. K. Divakarla,<sup>35</sup> A. Dmitriev,<sup>14</sup> Z. Doctor,<sup>43</sup> L. D'Onofrio,<sup>25,5</sup> F. Donovan,<sup>52</sup> K. L. Dooley,<sup>17</sup> S. Doravari,<sup>3</sup> I. Dorrington,<sup>17</sup> M. Drago,<sup>18,19</sup> J. C. Driggers,<sup>50</sup> Y. Drori,<sup>1</sup> Z. Du,<sup>96</sup> J.-G. Ducoin,<sup>33</sup> P. Dupej,<sup>54</sup> O. Durante,<sup>78,79</sup> D. D'Urso,<sup>98,99</sup> P.-A. Duverne,<sup>33</sup> S. E. Dwyer,<sup>50</sup> P. J. Easter,<sup>6</sup>



- M. Ebersold,<sup>136</sup> G. Eddolls,<sup>54</sup> B. Edelman,<sup>43</sup> T. B. Edo,<sup>1,132</sup> O. Edy,<sup>137</sup> A. Effler,<sup>8</sup> J. Eichholz,<sup>9</sup> S. S. Eikenberry,<sup>35</sup>  
M. Eisenmann,<sup>39</sup> R. A. Eisenstein,<sup>52</sup> A. Ejlli,<sup>17</sup> L. Errico,<sup>25,5</sup> R. C. Essick,<sup>109</sup> H. Estellés,<sup>119</sup> D. Estevez,<sup>138</sup>  
Z. Etienne,<sup>139</sup> T. Etzel,<sup>1</sup> D. R. Evans,<sup>17</sup> M. Evans,<sup>52</sup> T. M. Evans,<sup>8</sup> B. E. Ewing,<sup>123</sup> V. Fafone,<sup>100,101,18</sup>  
H. Fair,<sup>44</sup> S. Fairhurst,<sup>17</sup> X. Fan,<sup>96</sup> A. M. Farah,<sup>109</sup> S. Farinon,<sup>67</sup> B. Farr,<sup>43</sup> W. M. Farr,<sup>91,92</sup> N. W. Farrow,<sup>6</sup>  
E. J. Fauchon-Jones,<sup>17</sup> M. Favata,<sup>140</sup> M. Fays,<sup>45,132</sup> M. Fazio,<sup>141</sup> J. Feicht,<sup>1</sup> M. M. Fejer,<sup>56</sup> F. Feng,<sup>32</sup>  
E. Fenyvesi,<sup>55,142</sup> D. L. Ferguson,<sup>89</sup> A. Fernandez-Galiana,<sup>52</sup> I. Ferrante,<sup>21,20</sup> T. A. Ferreira,<sup>16</sup> F. Fidecaro,<sup>21,20</sup>  
P. Figura,<sup>85</sup> I. Fiori,<sup>34</sup> M. Fishbach,<sup>109</sup> R. P. Fisher,<sup>7</sup> J. M. Fishner,<sup>52</sup> R. Fittipaldi,<sup>143,79</sup> V. Fiumara,<sup>144,79</sup>  
R. Flamini,<sup>39,145</sup> E. Floden,<sup>46</sup> E. Flynn,<sup>23</sup> H. Fong,<sup>95</sup> J. A. Font,<sup>105,146</sup> B. Fornal,<sup>147</sup> P. W. F. Forsyth,<sup>9</sup>  
A. Franke,<sup>130</sup> S. Frasca,<sup>80,38</sup> F. Frasconi,<sup>20</sup> C. Frederick,<sup>148</sup> Z. Frei,<sup>128</sup> A. Freise,<sup>149</sup> R. Frey,<sup>43</sup> P. Fritschel,<sup>52</sup>  
V. V. Frolov,<sup>8</sup> G. G. Fronzé,<sup>42</sup> P. Fulda,<sup>35</sup> M. Fyffe,<sup>8</sup> H. A. Gabbard,<sup>54</sup> B. U. Gadre,<sup>88</sup> S. M. Gaebel,<sup>14</sup> J. R. Gair,<sup>88</sup>  
J. Gais,<sup>90</sup> S. Galaudage,<sup>6</sup> R. Gamba,<sup>13</sup> D. Ganapathy,<sup>52</sup> A. Ganguly,<sup>22</sup> S. G. Gaonkar,<sup>3</sup> B. Garaventa,<sup>67,94</sup>  
C. García-Núñez,<sup>71</sup> C. García-Quirós,<sup>119</sup> F. Garufi,<sup>25,5</sup> B. Gateley,<sup>50</sup> S. Gaudio,<sup>31</sup> V. Gayathri,<sup>35</sup> G. Gemme,<sup>67</sup>  
A. Gennai,<sup>20</sup> J. George,<sup>68</sup> L. Gergely,<sup>150</sup> P. Gewecke,<sup>130</sup> S. Ghonge,<sup>89</sup> A. Ghosh,<sup>88</sup> Archisman Ghosh,<sup>151</sup>  
Shaon Ghosh,<sup>27,140</sup> Shrobana Ghosh,<sup>17</sup> Sourath Ghosh,<sup>35</sup> B. Giacomazzo,<sup>47,48,49</sup> L. Giacoppo,<sup>80,38</sup> J. A. Giaime,<sup>2,8</sup>  
K. D. Giardino,<sup>8</sup> D. R. Gibson,<sup>71</sup> C. Gier,<sup>28</sup> M. Giesler,<sup>76</sup> P. Giri,<sup>20,21</sup> F. Gissi,<sup>64</sup> J. Glanzer,<sup>2</sup> A. E. Gleckl,<sup>23</sup>  
P. Godwin,<sup>123</sup> E. Goetz,<sup>152</sup> R. Goetz,<sup>35</sup> N. Gohlke,<sup>10,11</sup> B. Goncharov,<sup>6</sup> G. González,<sup>2</sup> A. Gopakumar,<sup>153</sup>  
M. Gosselin,<sup>34</sup> R. Gouaty,<sup>39</sup> B. Grace,<sup>9</sup> A. Grado,<sup>154,5</sup> M. Granata,<sup>133</sup> V. Granata,<sup>78</sup> A. Grant,<sup>54</sup> S. Gras,<sup>52</sup>  
P. Grassia,<sup>1</sup> C. Gray,<sup>50</sup> R. Gray,<sup>54</sup> G. Greco,<sup>57</sup> A. C. Green,<sup>35</sup> R. Green,<sup>17</sup> A. M. Gretarsson,<sup>31</sup> E. M. Gretarsson,<sup>31</sup>  
D. Griffith,<sup>1</sup> W. Griffiths,<sup>17</sup> H. L. Griggs,<sup>89</sup> G. Grignani,<sup>58,57</sup> A. Grimaldi,<sup>155,156</sup> E. Grimes,<sup>31</sup> S. J. Grimm,<sup>18,19</sup>  
H. Grote,<sup>17</sup> S. Grunewald,<sup>88</sup> P. Gruning,<sup>33</sup> J. G. Guerrero,<sup>23</sup> G. M. Guidi,<sup>73,74</sup> A. R. Guimaraes,<sup>2</sup> G. Guixé,<sup>51</sup>  
H. K. Gulati,<sup>62</sup> H.-K. Guo,<sup>147</sup> Y. Guo,<sup>40</sup> Anchal Gupta,<sup>1</sup> Anuradha Gupta,<sup>157</sup> P. Gupta,<sup>40,103</sup> E. K. Gustafson,<sup>1</sup>  
R. Gustafson,<sup>158</sup> F. Guzman,<sup>116</sup> L. Haegel,<sup>32</sup> O. Halim,<sup>19,18</sup> E. D. Hall,<sup>52</sup> E. Z. Hamilton,<sup>17</sup> G. Hammond,<sup>54</sup>  
M. Haney,<sup>136</sup> J. Hanks,<sup>50</sup> C. Hanna,<sup>123</sup> M. D. Hannam,<sup>17</sup> O. A. Hannuksela,<sup>90</sup> O. Hannuksela,<sup>103,40</sup> H. Hansen,<sup>50</sup>  
T. J. Hansen,<sup>31</sup> J. Hanson,<sup>8</sup> T. Harder,<sup>75</sup> T. Hardwick,<sup>2</sup> K. Haris,<sup>40,103,22</sup> J. Harms,<sup>18,19</sup> G. M. Harry,<sup>159</sup>  
I. W. Harry,<sup>137</sup> D. Hartwig,<sup>130</sup> B. Haskell,<sup>63</sup> R. K. Hasskew,<sup>8</sup> C.-J. Haster,<sup>52</sup> K. Haughian,<sup>54</sup> F. J. Hayes,<sup>54</sup>  
J. Healy,<sup>106</sup> A. Heidmann,<sup>83</sup> M. C. Heintze,<sup>8</sup> J. Heinze,<sup>10,11</sup> J. Heinzl,<sup>160</sup> H. Heitmann,<sup>75</sup> F. Hellman,<sup>161</sup>  
P. Hello,<sup>33</sup> A. F. Helmling-Cornell,<sup>43</sup> G. Hemming,<sup>34</sup> M. Hendry,<sup>54</sup> I. S. Heng,<sup>54</sup> E. Hennes,<sup>40</sup> J. Hennig,<sup>10,11</sup>  
M. H. Hennig,<sup>10,11</sup> F. Hernandez Vivanco,<sup>6</sup> M. Heurs,<sup>10,11</sup> S. Hild,<sup>129,40</sup> P. Hill,<sup>28</sup> A. S. Hines,<sup>116</sup> S. Hochheim,<sup>10,11</sup>  
D. Hofman,<sup>133</sup> B. Hofmann,<sup>17</sup> J. N. Hohmann,<sup>130</sup> A. M. Holgado,<sup>24</sup> N. A. Holland,<sup>9</sup> I. J. Hollows,<sup>132</sup> Z. J. Holmes,<sup>65</sup>  
K. Holt,<sup>8</sup> D. E. Holz,<sup>109</sup> P. Hopkins,<sup>17</sup> J. Hough,<sup>54</sup> E. J. Howell,<sup>77</sup> C. G. Hoy,<sup>17</sup> D. Hoyland,<sup>14</sup> A. Hreibi,<sup>10,11</sup>  
Y. Hsu,<sup>107</sup> Y. Huang,<sup>52</sup> M. T. Hübner,<sup>6</sup> A. D. Huddart,<sup>117</sup> E. A. Huerta,<sup>24</sup> B. Hughey,<sup>31</sup> V. Hui,<sup>39</sup> S. Husa,<sup>119</sup>  
T. J. Hutchins,<sup>17</sup> S. H. Huttner,<sup>54</sup> R. Huxford,<sup>123</sup> T. Huynh-Dinh,<sup>8</sup> B. Idzkowski,<sup>85</sup> A. Iess,<sup>100,101</sup> H. Inchauspe,<sup>35</sup>  
C. Ingram,<sup>65</sup> G. Intini,<sup>80,38</sup> M. Isi,<sup>52</sup> K. Isleif,<sup>130</sup> B. R. Iyer,<sup>22</sup> V. JaberianHamedan,<sup>77</sup> T. Jacqmin,<sup>83</sup>  
S. J. Jadhav,<sup>162</sup> S. P. Jadhav,<sup>3</sup> A. L. James,<sup>17</sup> A. Z. Jan,<sup>106</sup> K. Jani,<sup>89</sup> K. Janssens,<sup>163</sup> N. N. Janthapur,<sup>162</sup>  
P. Jaranowski,<sup>164</sup> D. Jariwala,<sup>35</sup> R. Jaume,<sup>119</sup> A. C. Jenkins,<sup>114</sup> M. Jeunon,<sup>46</sup> W. Jia,<sup>52</sup> J. Jiang,<sup>35</sup> G. R. Johns,<sup>7</sup>  
N. K. Johnson-McDaniel,<sup>12</sup> A. W. Jones,<sup>77</sup> D. I. Jones,<sup>165</sup> J. D. Jones,<sup>50</sup> P. Jones,<sup>14</sup> R. Jones,<sup>54</sup> R. J. G. Jonker,<sup>40</sup>  
L. Ju,<sup>77</sup> J. Junker,<sup>10,11</sup> C. V. Kalaghatgi,<sup>17</sup> V. Kalogera,<sup>15</sup> B. Kamai,<sup>1</sup> S. Kandhasamy,<sup>3</sup> G. Kang,<sup>41</sup> J. B. Kanner,<sup>1</sup>  
Y. Kao,<sup>107</sup> S. J. Kapadia,<sup>22</sup> D. P. Kapasi,<sup>9</sup> C. Karathanasis,<sup>166</sup> S. Karki,<sup>69</sup> R. Kashyap,<sup>123</sup> M. Kasprzak,<sup>1</sup>  
W. Kastaun,<sup>10,11</sup> S. Katsanevas,<sup>34</sup> E. Katsavounidis,<sup>52</sup> W. Katzman,<sup>8</sup> T. Kaur,<sup>77</sup> K. Kawabe,<sup>50</sup> F. Kéfélian,<sup>75</sup>  
D. Keitel,<sup>119</sup> J. S. Key,<sup>167</sup> S. Khadka,<sup>56</sup> F. Y. Khalili,<sup>70</sup> I. Khan,<sup>18,101</sup> S. Khan,<sup>17</sup> E. A. Khazanov,<sup>168</sup>  
N. Khetan,<sup>18,19</sup> M. Khurshed,<sup>68</sup> N. Kijbunchoo,<sup>9</sup> C. Kim,<sup>169</sup> J. C. Kim,<sup>170</sup> K. Kim,<sup>171</sup> W. S. Kim,<sup>172</sup>  
Y.-M. Kim,<sup>173</sup> C. Kimball,<sup>15</sup> P. J. King,<sup>50</sup> M. Kinley-Hanlon,<sup>54</sup> R. Kirchoff,<sup>10,11</sup> J. S. Kissel,<sup>50</sup> L. Kleybolte,<sup>130</sup>  
S. Klimenko,<sup>35</sup> A. M. Knee,<sup>152</sup> T. D. Knowles,<sup>139</sup> E. Knyazev,<sup>52</sup> P. Koch,<sup>10,11</sup> G. Koekoek,<sup>40,129</sup> S. Koley,<sup>40</sup>  
P. Kolitsidou,<sup>17</sup> M. Kolstein,<sup>166</sup> K. Komori,<sup>52</sup> V. Kondrashov,<sup>1</sup> A. Kontos,<sup>174</sup> N. Koper,<sup>10,11</sup> M. Korobko,<sup>130</sup>  
M. Kovalam,<sup>77</sup> D. B. Kozak,<sup>1</sup> V. Kringel,<sup>10,11</sup> N. V. Krishnendu,<sup>10,11</sup> A. Królak,<sup>175,176</sup> G. Kuehn,<sup>10,11</sup> F. Kuei,<sup>107</sup>  
A. Kumar,<sup>162</sup> P. Kumar,<sup>177</sup> Rahul Kumar,<sup>50</sup> Rakesh Kumar,<sup>62</sup> K. Kuns,<sup>52</sup> S. Kwang,<sup>27</sup> D. Laghi,<sup>21,20</sup>  
E. Lalande,<sup>178</sup> T. L. Lam,<sup>90</sup> A. Lamberts,<sup>75,179</sup> M. Landry,<sup>50</sup> B. B. Lane,<sup>52</sup> R. N. Lang,<sup>52</sup> J. Lange,<sup>180,106</sup>  
B. Lantz,<sup>56</sup> I. La Rosa,<sup>39</sup> A. Lartaux-Vollard,<sup>33</sup> P. D. Lasky,<sup>6</sup> M. Laxen,<sup>8</sup> A. Lazzarini,<sup>1</sup> C. Lazzaro,<sup>59,60</sup>  
P. Leaci,<sup>80,38</sup> S. Leavey,<sup>10,11</sup> Y. K. Lecoeuche,<sup>50</sup> H. M. Lee,<sup>171</sup> H. W. Lee,<sup>170</sup> J. Lee,<sup>112</sup> K. Lee,<sup>56</sup> J. Lehmann,<sup>10,11</sup>  
A. Lemaitre,<sup>181</sup> E. Leon,<sup>23</sup> N. Leroy,<sup>33</sup> N. Letendre,<sup>39</sup> Y. Levin,<sup>6</sup> J. N. Leviton,<sup>158</sup> A. K. Y. Li,<sup>1</sup> B. Li,<sup>107</sup> J. Li,<sup>15</sup>  
T. G. F. Li,<sup>90</sup> X. Li,<sup>76</sup> F. Linde,<sup>182,40</sup> S. D. Linker,<sup>66</sup> J. N. Linley,<sup>54</sup> T. B. Littenberg,<sup>183</sup> J. Liu,<sup>10,11</sup> K. Liu,<sup>107</sup>  
X. Liu,<sup>27</sup> M. Llorens-Monteagudo,<sup>105</sup> R. K. L. Lo,<sup>1</sup> A. Lockwood,<sup>184</sup> M. L. Lollie,<sup>2</sup> L. T. London,<sup>52</sup> A. Longo,<sup>185,186</sup>  
D. Lopez,<sup>136</sup> M. Lorenzini,<sup>100,101</sup> V. Lorette,<sup>187</sup> M. Lormand,<sup>8</sup> G. Losurdo,<sup>20</sup> J. D. Lough,<sup>10,11</sup> C. O. Lousto,<sup>106</sup>  
G. Lovelace,<sup>23</sup> H. Lück,<sup>10,11</sup> D. Lumaca,<sup>100,101</sup> A. P. Lundgren,<sup>137</sup> R. Macas,<sup>17</sup> M. MacInnis,<sup>52</sup> D. M. Macleod,<sup>17</sup>  
I. A. O. MacMillan,<sup>1</sup> A. Macquet,<sup>75</sup> I. Magaña Hernandez,<sup>27</sup> F. Magaña-Sandoval,<sup>35</sup> C. Magazzù,<sup>20</sup>

- R. M. Magee,<sup>123</sup> R. Maggiore,<sup>14</sup> E. Majorana,<sup>80,38</sup> I. Maksimovic,<sup>187</sup> S. Maliakal,<sup>1</sup> A. Malik,<sup>68</sup> N. Man,<sup>75</sup> V. Mandic,<sup>46</sup> V. Mangano,<sup>80,38</sup> J. L. Mango,<sup>188</sup> G. L. Mansell,<sup>50,52</sup> M. Manske,<sup>27</sup> M. Mantovani,<sup>34</sup> M. Mapelli,<sup>59,60</sup> F. Marchesoni,<sup>189,57</sup> F. Marion,<sup>39</sup> Z. Mark,<sup>76</sup> S. Márka,<sup>37</sup> Z. Márka,<sup>37</sup> C. Markakis,<sup>12</sup> A. S. Markosyan,<sup>56</sup> A. Markowitz,<sup>1</sup> E. Maros,<sup>1</sup> A. Marquina,<sup>121</sup> S. Marsat,<sup>32</sup> F. Martelli,<sup>73,74</sup> I. W. Martin,<sup>54</sup> R. M. Martin,<sup>140</sup> M. Martinez,<sup>166</sup> V. Martinez,<sup>26</sup> K. Martinovic,<sup>114</sup> D. V. Martynov,<sup>14</sup> E. J. Marx,<sup>52</sup> H. Masalehdan,<sup>130</sup> K. Mason,<sup>52</sup> E. Massera,<sup>132</sup> A. Masserot,<sup>39</sup> T. J. Massinger,<sup>52</sup> M. Masso-Reid,<sup>54</sup> S. Mastrogiovanni,<sup>32</sup> A. Matas,<sup>88</sup> M. Mateu-Lucena,<sup>119</sup> F. Matichard,<sup>1,52</sup> M. Matushechkina,<sup>10,11</sup> N. Mavalvala,<sup>52</sup> J. J. McCann,<sup>77</sup> R. McCarthy,<sup>50</sup> D. E. McClelland,<sup>9</sup> P. McClincy,<sup>123</sup> S. McCormick,<sup>8</sup> L. McCuller,<sup>52</sup> G. I. McGhee,<sup>54</sup> S. C. McGuire,<sup>190</sup> C. McIsaac,<sup>137</sup> J. McIver,<sup>152</sup> D. J. McManus,<sup>9</sup> T. McRae,<sup>9</sup> S. T. McWilliams,<sup>139</sup> D. Meacher,<sup>27</sup> M. Mehmet,<sup>10,11</sup> A. K. Mehta,<sup>88</sup> A. Melatos,<sup>97</sup> D. A. Melchor,<sup>23</sup> G. Mendell,<sup>50</sup> A. Menendez-Vazquez,<sup>166</sup> C. S. Menoni,<sup>141</sup> R. A. Mercer,<sup>27</sup> L. Mereni,<sup>133</sup> K. Merfeld,<sup>43</sup> E. L. Merilh,<sup>50</sup> J. D. Merritt,<sup>43</sup> M. Merzougui,<sup>75</sup> S. Meshkov,<sup>1,\*</sup> C. Messenger,<sup>54</sup> C. Messick,<sup>180</sup> P. M. Meyers,<sup>97</sup> F. Meylahn,<sup>10,11</sup> A. Mhaske,<sup>3</sup> A. Miani,<sup>155,156</sup> H. Miao,<sup>14</sup> I. Michaloliakos,<sup>35</sup> C. Michel,<sup>133</sup> H. Middleton,<sup>97</sup> L. Milano,<sup>25</sup> A. L. Miller,<sup>35</sup> A. Miller,<sup>84</sup> M. Millhouse,<sup>97</sup> J. C. Mills,<sup>17</sup> E. Milotti,<sup>191,30</sup> M. C. Milovich-Goff,<sup>66</sup> O. Minazzoli,<sup>75,192</sup> Y. Minenkov,<sup>101</sup> L. M. Mir,<sup>166</sup> A. Mishkin,<sup>35</sup> C. Mishra,<sup>193</sup> T. Mishra,<sup>35</sup> T. Mistry,<sup>132</sup> S. Mitra,<sup>3</sup> V. P. Mitrofanov,<sup>70</sup> G. Mitselmakher,<sup>35</sup> R. Mittleman,<sup>52</sup> G. Mo,<sup>52</sup> K. Mogushi,<sup>69</sup> S. R. P. Mohapatra,<sup>52</sup> S. R. Mohite,<sup>27</sup> I. Molina,<sup>23</sup> M. Molina-Ruiz,<sup>161</sup> M. Mondin,<sup>66</sup> M. Montani,<sup>73,74</sup> C. J. Moore,<sup>14</sup> D. Moraru,<sup>50</sup> F. Morawski,<sup>63</sup> A. More,<sup>3</sup> C. Moreno,<sup>31</sup> G. Moreno,<sup>50</sup> S. Morisaki,<sup>95</sup> B. Mours,<sup>138</sup> C. M. Mow-Lowry,<sup>14</sup> S. Mozzon,<sup>137</sup> F. Muciaccia,<sup>80,38</sup> Arunava Mukherjee,<sup>194,54</sup> D. Mukherjee,<sup>123</sup> Soma Mukherjee,<sup>125</sup> Subroto Mukherjee,<sup>62</sup> N. Mukund,<sup>10,11</sup> A. Mullavey,<sup>8</sup> J. Munch,<sup>65</sup> E. A. Muñoz,<sup>44</sup> P. G. Murray,<sup>54</sup> R. Musenich,<sup>67,94</sup> S. L. Nadji,<sup>10,11</sup> A. Nagar,<sup>42,195</sup> I. Nardecchia,<sup>100,101</sup> L. Naticchioni,<sup>38</sup> B. Nayak,<sup>66</sup> R. K. Nayak,<sup>196</sup> B. F. Neil,<sup>77</sup> J. Neilson,<sup>64,79</sup> G. Nelemans,<sup>197</sup> T. J. N. Nelson,<sup>8</sup> M. Nery,<sup>10,11</sup> A. Neunzert,<sup>167</sup> K. Y. Ng,<sup>52</sup> S. W. S. Ng,<sup>65</sup> N. Ngai,<sup>17</sup> C. Nguyen,<sup>32</sup> P. Nguyen,<sup>43</sup> T. Nguyen,<sup>52</sup> S. A. Nichols,<sup>2</sup> S. Nissanke,<sup>198,40</sup> F. Nocera,<sup>34</sup> M. Noh,<sup>152</sup> M. Norman,<sup>17</sup> C. North,<sup>17</sup> L. K. Nuttall,<sup>137</sup> J. Oberling,<sup>50</sup> B. D. O'Brien,<sup>35</sup> J. O'Dell,<sup>117</sup> G. Oganessian,<sup>18,19</sup> J. J. Oh,<sup>172</sup> S. H. Oh,<sup>172</sup> F. Ohme,<sup>10,11</sup> H. Ohta,<sup>95</sup> M. A. Okada,<sup>16</sup> C. Olivetto,<sup>34</sup> R. Oram,<sup>8</sup> B. O'Reilly,<sup>8</sup> R. G. Ormiston,<sup>46</sup> L. F. Ortega,<sup>35</sup> R. O'Shaughnessy,<sup>106</sup> E. O'Shea,<sup>177</sup> S. Ossokine,<sup>88</sup> C. Osthelder,<sup>1</sup> D. J. Ottaway,<sup>65</sup> H. Overmier,<sup>8</sup> A. E. Pace,<sup>123</sup> G. Pagano,<sup>21,20</sup> M. A. Page,<sup>77</sup> G. Pagliaroli,<sup>18,19</sup> A. Pai,<sup>82</sup> S. A. Pai,<sup>68</sup> J. R. Palamos,<sup>43</sup> O. Palashov,<sup>168</sup> C. Palomba,<sup>38</sup> P. K. Panda,<sup>162</sup> P. T. H. Pang,<sup>40,103</sup> C. Pankow,<sup>15</sup> F. Pannarale,<sup>80,38</sup> B. C. Pant,<sup>68</sup> F. Paoletti,<sup>20</sup> A. Paoli,<sup>34</sup> A. Paolone,<sup>38,199</sup> W. Parker,<sup>8,190</sup> D. Pascucci,<sup>40</sup> A. Pasqualetti,<sup>34</sup> R. Passaquieti,<sup>21,20</sup> D. Passuello,<sup>20</sup> M. Patel,<sup>7</sup> B. Patricelli,<sup>34,20</sup> E. Payne,<sup>6</sup> T. C. Pechsiri,<sup>35</sup> M. Pedraza,<sup>1</sup> M. Pegoraro,<sup>60</sup> A. Pele,<sup>8</sup> S. Penn,<sup>200</sup> A. Perego,<sup>155,156</sup> A. Pereira,<sup>26</sup> T. Pereira,<sup>201</sup> C. J. Perez,<sup>50</sup> C. Périgois,<sup>39</sup> A. Perreca,<sup>155,156</sup> S. Perriès,<sup>111</sup> J. Petermann,<sup>130</sup> D. Petterson,<sup>1</sup> H. P. Pfeiffer,<sup>88</sup> K. A. Pham,<sup>46</sup> K. S. Phukon,<sup>40,182,3</sup> O. J. Piccinni,<sup>38</sup> M. Pichot,<sup>75</sup> M. Piendibene,<sup>21,20</sup> F. Piergiovanni,<sup>73,74</sup> L. Pierini,<sup>80,38</sup> V. Pierro,<sup>64,79</sup> G. Pillant,<sup>34</sup> F. Pilo,<sup>20</sup> L. Pinard,<sup>133</sup> I. M. Pinto,<sup>64,79,202</sup> B. J. Piotrkowski,<sup>27</sup> K. Piotrkowski,<sup>84</sup> M. Pirello,<sup>50</sup> M. Pitkin,<sup>203</sup> E. Placidi,<sup>80,38</sup> W. Plastino,<sup>185,186</sup> C. Pluchar,<sup>116</sup> R. Poggiani,<sup>21,20</sup> E. Polini,<sup>39</sup> D. Y. T. Pong,<sup>90</sup> S. Ponrathnam,<sup>3</sup> P. Popolizio,<sup>34</sup> E. K. Porter,<sup>32</sup> J. Powell,<sup>204</sup> M. Pracchia,<sup>39</sup> T. Pradier,<sup>138</sup> A. K. Prajapati,<sup>62</sup> K. Prasai,<sup>56</sup> R. Prasanna,<sup>162</sup> G. Pratten,<sup>14</sup> T. Prestegard,<sup>27</sup> A. J. Preston,<sup>17</sup> M. Principe,<sup>64,202,79</sup> G. A. Prodi,<sup>205,156</sup> L. Prokhorov,<sup>14</sup> P. Prospero,<sup>100,101</sup> L. Prudenzi,<sup>88</sup> A. Puecher,<sup>40,103</sup> M. Punturo,<sup>57</sup> F. Puosi,<sup>20,21</sup> P. Puppo,<sup>38</sup> M. Pürner,<sup>88</sup> H. Qi,<sup>17</sup> V. Quetschke,<sup>125</sup> P. J. Quinonez,<sup>31</sup> R. Quitzow-James,<sup>69</sup> F. J. Raab,<sup>50</sup> G. Raaijmakers,<sup>198,40</sup> H. Radkins,<sup>50</sup> N. Radulesco,<sup>75</sup> P. Raffai,<sup>128</sup> S. X. Rail,<sup>178</sup> S. Raja,<sup>68</sup> C. Rajan,<sup>68</sup> K. E. Ramirez,<sup>125</sup> T. D. Ramirez,<sup>23</sup> A. Ramos-Buades,<sup>88</sup> J. Rana,<sup>123</sup> P. Rapagnani,<sup>80,38</sup> U. D. Rapol,<sup>206</sup> B. Ratto,<sup>31</sup> V. Raymond,<sup>17</sup> N. Raza,<sup>152</sup> M. Razzano,<sup>21,20</sup> J. Read,<sup>23</sup> L. A. Rees,<sup>159</sup> T. Regimbau,<sup>39</sup> L. Rei,<sup>67</sup> S. Reid,<sup>28</sup> D. H. Reitze,<sup>1,35</sup> P. Relton,<sup>17</sup> P. Rettigno,<sup>207,42</sup> F. Ricci,<sup>80,38</sup> C. J. Richardson,<sup>31</sup> J. W. Richardson,<sup>1</sup> L. Richardson,<sup>116</sup> P. M. Ricker,<sup>24</sup> G. Riemenschneider,<sup>207,42</sup> K. Riles,<sup>158</sup> H. K. Riley,<sup>17</sup> M. Rizzo,<sup>15</sup> N. A. Robertson,<sup>1,54</sup> R. Robie,<sup>1</sup> F. Robinet,<sup>33</sup> A. Rocchi,<sup>101</sup> J. A. Rocha,<sup>23</sup> S. Rodriguez,<sup>23</sup> R. D. Rodriguez-Soto,<sup>31</sup> L. Rolland,<sup>39</sup> J. G. Rollins,<sup>1</sup> V. J. Roma,<sup>43</sup> M. Romanelli,<sup>81</sup> R. Romano,<sup>4,5</sup> C. L. Romel,<sup>50</sup> A. Romero,<sup>166</sup> I. M. Romero-Shaw,<sup>6</sup> J. H. Romie,<sup>8</sup> C. A. Rose,<sup>27</sup> C. Rose,<sup>17</sup> D. Rosińska,<sup>85</sup> S. G. Rosofsky,<sup>24</sup> M. P. Ross,<sup>184</sup> S. Rowan,<sup>54</sup> S. J. Rowlinson,<sup>14</sup> Santosh Roy,<sup>3</sup> Soumen Roy,<sup>208</sup> D. Rozza,<sup>98,99</sup> P. Ruggi,<sup>34</sup> K. Ryan,<sup>50</sup> S. Sachdev,<sup>123</sup> T. Sadecki,<sup>50</sup> J. Sadiq,<sup>131</sup> M. Sakellariadou,<sup>114</sup> O. S. Salafia,<sup>49,48,47</sup> L. Salconi,<sup>34</sup> M. Saleem,<sup>36</sup> F. Salemi,<sup>155,156</sup> A. Samajdar,<sup>40,103</sup> E. J. Sanchez,<sup>1</sup> J. H. Sanchez,<sup>23</sup> L. E. Sanchez,<sup>1</sup> N. Sanchis-Gual,<sup>209</sup> J. R. Sanders,<sup>210</sup> A. Sanuy,<sup>51</sup> T. R. Saravanan,<sup>3</sup> N. Sarin,<sup>6</sup> B. Sassolas,<sup>133</sup> H. Satari,<sup>77</sup> P. R. Saulson,<sup>44</sup> O. Sauter,<sup>35,39</sup> R. L. Savage,<sup>50</sup> V. Savant,<sup>3</sup> D. Sawant,<sup>82</sup> H. L. Sawant,<sup>3</sup> S. Sayah,<sup>133</sup> D. Schaetzl,<sup>1</sup> M. Scheel,<sup>76</sup> J. Scheuer,<sup>15</sup> F. Schiettekatte,<sup>178</sup> A. Schindler-Tyka,<sup>35</sup> P. Schmidt,<sup>14</sup> R. Schnabel,<sup>130</sup> M. Schneewind,<sup>10,11</sup> R. M. S. Schofield,<sup>43</sup> A. Schönbeck,<sup>130</sup> B. W. Schulte,<sup>10,11</sup> B. F. Schutz,<sup>17,10</sup> E. Schwartz,<sup>17</sup> J. Scott,<sup>54</sup> S. M. Scott,<sup>9</sup> M. Seglar-Arroyo,<sup>39</sup> E. Seidel,<sup>24</sup> D. Sellers,<sup>8</sup> A. S. Sengupta,<sup>208</sup> N. Sennett,<sup>88</sup> D. Sentenac,<sup>34</sup> E. G. Seo,<sup>90</sup> V. Sequino,<sup>25,5</sup> Y. Setyawati,<sup>10,11</sup> D. A. Shaddock,<sup>9</sup> T. Shaffer,<sup>50</sup> M. S. Shahriar,<sup>15</sup> B. Shams,<sup>147</sup>

S. Sharifi,<sup>2</sup> A. Sharma,<sup>18,19</sup> P. Sharma,<sup>68</sup> P. Shawhan,<sup>87</sup> N. Shchepanov,<sup>181</sup> H. Shen,<sup>24</sup> M. Shikachi,<sup>95</sup>  
 R. Shink,<sup>178</sup> D. H. Shoemaker,<sup>52</sup> D. M. Shoemaker,<sup>180</sup> K. Shukla,<sup>161</sup> S. ShyamSundar,<sup>68</sup> M. Sieniawska,<sup>85</sup>  
 D. Sigg,<sup>50</sup> L. P. Singer,<sup>93</sup> D. Singh,<sup>123</sup> N. Singh,<sup>85</sup> A. Singha,<sup>129,40</sup> A. M. Sintes,<sup>119</sup> V. Sipala,<sup>98,99</sup> V. Skliris,<sup>17</sup>  
 B. J. J. Slagmolen,<sup>9</sup> T. J. Slaven-Blair,<sup>77</sup> J. Smetana,<sup>14</sup> J. R. Smith,<sup>23</sup> R. J. E. Smith,<sup>6</sup> S. N. Somala,<sup>211</sup> E. J. Son,<sup>172</sup>  
 K. Soni,<sup>3</sup> S. Soni,<sup>2</sup> B. Sorazu,<sup>54</sup> V. Sordini,<sup>111</sup> F. Sorrentino,<sup>67</sup> N. Sorrentino,<sup>21,20</sup> R. Soulard,<sup>75</sup> T. Souradeep,<sup>206,3</sup>  
 E. Sowell,<sup>122</sup> V. Spagnuolo,<sup>129,40</sup> A. P. Spencer,<sup>54</sup> M. Spera,<sup>59,60</sup> A. K. Srivastava,<sup>62</sup> V. Srivastava,<sup>44</sup> K. Staats,<sup>15</sup>  
 C. Stachie,<sup>75</sup> D. A. Steer,<sup>32</sup> J. Steinlechner,<sup>129,40</sup> S. Steinlechner,<sup>129,40</sup> D. J. Stops,<sup>14</sup> M. Stover,<sup>148</sup> K. A. Strain,<sup>54</sup>  
 L. C. Strang,<sup>97</sup> G. Stratta,<sup>212,74</sup> A. Strunk,<sup>50</sup> R. Sturani,<sup>201</sup> A. L. Stuver,<sup>104</sup> J. Südbeck,<sup>130</sup> S. Sudhagar,<sup>3</sup>  
 V. Sudhir,<sup>52</sup> H. G. Suh,<sup>27</sup> T. Z. Summerscales,<sup>213</sup> H. Sun,<sup>77</sup> L. Sun,<sup>9</sup> S. Sunil,<sup>62</sup> A. Sur,<sup>63</sup> J. Suresh,<sup>95</sup>  
 P. J. Sutton,<sup>17</sup> B. L. Swinkels,<sup>40</sup> M. J. Szczepańczyk,<sup>35</sup> P. Szewczyk,<sup>85</sup> M. Tacca,<sup>40</sup> S. C. Tait,<sup>54</sup> C. Talbot,<sup>1</sup>  
 A. J. Tanasijczuk,<sup>84</sup> D. B. Tanner,<sup>35</sup> D. Tao,<sup>1</sup> A. Tapia,<sup>23</sup> E. N. Tapia San Martin,<sup>40</sup> J. D. Tasson,<sup>160</sup> R. Tenorio,<sup>119</sup>  
 L. Terkowski,<sup>130</sup> M. Test,<sup>27</sup> M. P. Thirugnanasambandam,<sup>3</sup> M. Thomas,<sup>8</sup> P. Thomas,<sup>50</sup> J. E. Thompson,<sup>17</sup>  
 S. R. Thondapu,<sup>68</sup> K. A. Thorne,<sup>8</sup> K. S. Thorne,<sup>76</sup> E. Thrane,<sup>6</sup> Shubhanshu Tiwari,<sup>136</sup> Srishti Tiwari,<sup>153</sup>  
 V. Tiwari,<sup>17</sup> K. Toland,<sup>54</sup> A. E. Tolley,<sup>137</sup> M. Tonelli,<sup>21,20</sup> A. Torres-Forné,<sup>214</sup> C. I. Torrie,<sup>1</sup> I. Tosta e Melo,<sup>98,99</sup>  
 D. Töyrä,<sup>9</sup> A. T. Tran,<sup>126</sup> A. Trapananti,<sup>189,57</sup> F. Travasso,<sup>57,189</sup> G. Traylor,<sup>8</sup> M. C. Tringali,<sup>34</sup> A. Tripathee,<sup>158</sup>  
 L. Troiano,<sup>215,79</sup> A. Trovato,<sup>32</sup> R. J. Trudeau,<sup>1</sup> D. S. Tsai,<sup>107</sup> D. Tsai,<sup>107</sup> K. W. Tsang,<sup>40,216,103</sup> M. Tse,<sup>52</sup> R. Tso,<sup>76</sup>  
 L. Tsukada,<sup>95</sup> D. Tsuna,<sup>95</sup> T. Tsutsui,<sup>95</sup> M. Turconi,<sup>75</sup> A. S. Ubhi,<sup>14</sup> R. P. Udall,<sup>89</sup> K. Ueno,<sup>95</sup> D. Ugolini,<sup>217</sup>  
 C. S. Unnikrishnan,<sup>153</sup> A. L. Urban,<sup>2</sup> S. A. Usman,<sup>109</sup> A. C. Utina,<sup>129</sup> A. Utina,<sup>129,40</sup> H. Vahlbruch,<sup>10,11</sup>  
 G. Vajente,<sup>1</sup> A. Vajpeyi,<sup>6</sup> G. Valdes,<sup>2</sup> M. Valentini,<sup>155,156</sup> V. Valsan,<sup>27</sup> N. van Bakel,<sup>40</sup> M. van Beuzekom,<sup>40</sup>  
 J. F. J. van den Brand,<sup>129,86,40</sup> C. Van Den Broeck,<sup>103,40</sup> D. C. Vander-Hyde,<sup>44</sup> L. van der Schaaf,<sup>40</sup>  
 J. V. VanHeijningen,<sup>77</sup> J. van Heijningen,<sup>84</sup> M. Vardaro,<sup>182,40</sup> A. F. Vargas,<sup>97</sup> V. Varma,<sup>76</sup> M. Vasúth,<sup>55</sup>  
 A. Vecchio,<sup>14</sup> G. Vedovato,<sup>60</sup> J. Veitch,<sup>54</sup> P. J. Veitch,<sup>65</sup> K. Venkateswara,<sup>184</sup> J. Venneberg,<sup>10,11</sup> G. Venugopalan,<sup>1</sup>  
 D. Verkindt,<sup>39</sup> Y. Verma,<sup>68</sup> D. Veske,<sup>37</sup> F. Vetrano,<sup>73</sup> A. Viceré,<sup>73,74</sup> A. D. Viets,<sup>188</sup> V. Villa-Ortega,<sup>131</sup>  
 J.-Y. Vinet,<sup>75</sup> S. Vitale,<sup>52</sup> T. Vo,<sup>44</sup> H. Vocca,<sup>58,57</sup> E. R. G. von Reis,<sup>50</sup> C. Vorvick,<sup>50</sup> S. P. Vyatchanin,<sup>70</sup>  
 L. E. Wade,<sup>148</sup> M. Wade,<sup>148</sup> K. J. Wagner,<sup>106</sup> R. C. Walet,<sup>40</sup> M. Walker,<sup>7</sup> G. S. Wallace,<sup>28</sup> L. Wallace,<sup>1</sup> S. Walsh,<sup>27</sup>  
 J. Z. Wang,<sup>158</sup> W. H. Wang,<sup>125</sup> R. L. Ward,<sup>9</sup> J. Warner,<sup>50</sup> M. Was,<sup>39</sup> N. Y. Washington,<sup>1</sup> J. Watchi,<sup>120</sup> B. Weaver,<sup>50</sup>  
 L. Wei,<sup>10,11</sup> M. Weinert,<sup>10,11</sup> A. J. Weinstein,<sup>1</sup> R. Weiss,<sup>52</sup> C. M. Weller,<sup>184</sup> F. Wellmann,<sup>10,11</sup> L. Wen,<sup>77</sup>  
 P. Weßels,<sup>10,11</sup> J. W. Westhouse,<sup>31</sup> K. Wette,<sup>9</sup> J. T. Whelan,<sup>106</sup> D. D. White,<sup>23</sup> B. F. Whiting,<sup>35</sup> C. Whittle,<sup>52</sup>  
 D. Wilken,<sup>10,11</sup> D. Williams,<sup>54</sup> M. J. Williams,<sup>54</sup> A. R. Williamson,<sup>137</sup> J. L. Willis,<sup>1</sup> B. Willke,<sup>10,11</sup> D. J. Wilson,<sup>116</sup>  
 W. Winkler,<sup>10,11</sup> C. C. Wipf,<sup>1</sup> T. Wlodarczyk,<sup>88</sup> G. Woan,<sup>54</sup> J. Woehler,<sup>10,11</sup> J. K. Wofford,<sup>106</sup> I. C. F. Wong,<sup>90</sup>  
 J. Wrangel,<sup>10,11</sup> D. S. Wu,<sup>10,11</sup> D. M. Wysocki,<sup>27,106</sup> L. Xiao,<sup>1</sup> H. Yamamoto,<sup>1</sup> F. W. Yang,<sup>147</sup> L. Yang,<sup>141</sup>  
 Y. Yang,<sup>35</sup> Z. Yang,<sup>46</sup> M. J. Yap,<sup>9</sup> D. W. Yeeles,<sup>17</sup> A. B. Yelikar,<sup>106</sup> M. Ying,<sup>107</sup> A. Yoon,<sup>7</sup> Hang Yu,<sup>76</sup> Haocun Yu,<sup>52</sup>  
 A. Zadrożny,<sup>176</sup> M. Zanolin,<sup>31</sup> T. Zelenova,<sup>34</sup> J.-P. Zendri,<sup>60</sup> M. Zevin,<sup>15</sup> J. Zhang,<sup>77</sup> L. Zhang,<sup>1</sup> R. Zhang,<sup>35</sup>  
 T. Zhang,<sup>14</sup> C. Zhao,<sup>77</sup> G. Zhao,<sup>120</sup> Y. Zhao,<sup>147</sup> Z. Zhou,<sup>15</sup> X. J. Zhu,<sup>6</sup> M. E. Zucker,<sup>1,52</sup> and J. Zweigig<sup>1</sup>

(The LIGO Scientific Collaboration and the Virgo Collaboration)

<sup>1</sup>LIGO, California Institute of Technology, Pasadena, CA 91125, USA

<sup>2</sup>Louisiana State University, Baton Rouge, LA 70803, USA

<sup>3</sup>Inter-University Centre for Astronomy and Astrophysics, Pune 411007, India

<sup>4</sup>Dipartimento di Farmacia, Università di Salerno, I-84084 Fisciano, Salerno, Italy

<sup>5</sup>INFN, Sezione di Napoli, Complesso Universitario di Monte S. Angelo, I-80126 Napoli, Italy

<sup>6</sup>OzGrav, School of Physics & Astronomy, Monash University, Clayton 3800, Victoria, Australia

<sup>7</sup>Christopher Newport University, Newport News, VA 23606, USA

<sup>8</sup>LIGO Livingston Observatory, Livingston, LA 70754, USA

<sup>9</sup>OzGrav, Australian National University, Canberra, Australian Capital Territory 0200, Australia

<sup>10</sup>Max Planck Institute for Gravitational Physics (Albert Einstein Institute), D-30167 Hannover, Germany

<sup>11</sup>Leibniz Universität Hannover, D-30167 Hannover, Germany

<sup>12</sup>University of Cambridge, Cambridge CB2 1TN, United Kingdom

<sup>13</sup>Theoretisch-Physikalisches Institut, Friedrich-Schiller-Universität Jena, D-07743 Jena, Germany

<sup>14</sup>University of Birmingham, Birmingham B15 2TT, United Kingdom

<sup>15</sup>Center for Interdisciplinary Exploration & Research in Astrophysics (CIERA),

Northwestern University, Evanston, IL 60208, USA

<sup>16</sup>Instituto Nacional de Pesquisas Espaciais, 12227-010 São José dos Campos, São Paulo, Brazil

<sup>17</sup>Gravity Exploration Institute, Cardiff University, Cardiff CF24 3AA, United Kingdom

<sup>18</sup>Gran Sasso Science Institute (GSSI), I-67100 L'Aquila, Italy

<sup>19</sup>INFN, Laboratori Nazionali del Gran Sasso, I-67100 Assergi, Italy

<sup>20</sup>INFN, Sezione di Pisa, I-56127 Pisa, Italy

<sup>21</sup>Università di Pisa, I-56127 Pisa, Italy

<sup>22</sup>International Centre for Theoretical Sciences, Tata Institute of Fundamental Research, Bengaluru 560089, India

- <sup>23</sup> *California State University Fullerton, Fullerton, CA 92831, USA*
- <sup>24</sup> *NCSA, University of Illinois at Urbana-Champaign, Urbana, IL 61801, USA*
- <sup>25</sup> *Università di Napoli “Federico II”, Complesso Universitario di Monte S. Angelo, I-80126 Napoli, Italy*
- <sup>26</sup> *Université de Lyon, Université Claude Bernard Lyon 1, CNRS, Institut Lumière Matière, F-69622 Villeurbanne, France*
- <sup>27</sup> *University of Wisconsin-Milwaukee, Milwaukee, WI 53201, USA*
- <sup>28</sup> *SUPA, University of Strathclyde, Glasgow G1 1XQ, United Kingdom*
- <sup>29</sup> *Dipartimento di Matematica e Informatica, Università di Udine, I-33100 Udine, Italy*
- <sup>30</sup> *INFN, Sezione di Trieste, I-34127 Trieste, Italy*
- <sup>31</sup> *Embry-Riddle Aeronautical University, Prescott, AZ 86301, USA*
- <sup>32</sup> *Université de Paris, CNRS, Astroparticule et Cosmologie, F-75006 Paris, France*
- <sup>33</sup> *Université Paris-Saclay, CNRS/IN2P3, IJCLab, 91405 Orsay, France*
- <sup>34</sup> *European Gravitational Observatory (EGO), I-56021 Cascina, Pisa, Italy*
- <sup>35</sup> *University of Florida, Gainesville, FL 32611, USA*
- <sup>36</sup> *Chennai Mathematical Institute, Chennai 603103, India*
- <sup>37</sup> *Columbia University, New York, NY 10027, USA*
- <sup>38</sup> *INFN, Sezione di Roma, I-00185 Roma, Italy*
- <sup>39</sup> *Laboratoire d’Annecy de Physique des Particules (LAPP), Univ. Grenoble Alpes, Université Savoie Mont Blanc, CNRS/IN2P3, F-74941 Annecy, France*
- <sup>40</sup> *Nikhef, Science Park 105, 1098 XG Amsterdam, Netherlands*
- <sup>41</sup> *Korea Institute of Science and Technology Information, Daejeon 34141, South Korea*
- <sup>42</sup> *INFN Sezione di Torino, I-10125 Torino, Italy*
- <sup>43</sup> *University of Oregon, Eugene, OR 97403, USA*
- <sup>44</sup> *Syracuse University, Syracuse, NY 13244, USA*
- <sup>45</sup> *Université de Liège, B-4000 Liège, Belgium*
- <sup>46</sup> *University of Minnesota, Minneapolis, MN 55455, USA*
- <sup>47</sup> *Università degli Studi di Milano-Bicocca, I-20126 Milano, Italy*
- <sup>48</sup> *INFN, Sezione di Milano-Bicocca, I-20126 Milano, Italy*
- <sup>49</sup> *INAF, Osservatorio Astronomico di Brera sede di Merate, I-23807 Merate, Lecco, Italy*
- <sup>50</sup> *LIGO Hanford Observatory, Richland, WA 99352, USA*
- <sup>51</sup> *Institut de Ciències del Cosmos, Universitat de Barcelona, C/ Martí i Franquès 1, Barcelona, 08028, Spain*
- <sup>52</sup> *LIGO, Massachusetts Institute of Technology, Cambridge, MA 02139, USA*
- <sup>53</sup> *Dipartimento di Medicina, “Chirurgia e Odontoiatria Scuola Medica Salernitana”, Università di Salerno, I-84081 Baronissi, Salerno, Italy*
- <sup>54</sup> *SUPA, University of Glasgow, Glasgow G12 8QQ, United Kingdom*
- <sup>55</sup> *Wigner RCP, RMKI, H-1121 Budapest, Konkoly Thege Miklós út 29-33, Hungary*
- <sup>56</sup> *Stanford University, Stanford, CA 94305, USA*
- <sup>57</sup> *INFN, Sezione di Perugia, I-06123 Perugia, Italy*
- <sup>58</sup> *Università di Perugia, I-06123 Perugia, Italy*
- <sup>59</sup> *Università di Padova, Dipartimento di Fisica e Astronomia, I-35131 Padova, Italy*
- <sup>60</sup> *INFN, Sezione di Padova, I-35131 Padova, Italy*
- <sup>61</sup> *Montana State University, Bozeman, MT 59717, USA*
- <sup>62</sup> *Institute for Plasma Research, Bhat, Gandhinagar 382428, India*
- <sup>63</sup> *Nicolaus Copernicus Astronomical Center, Polish Academy of Sciences, 00-716, Warsaw, Poland*
- <sup>64</sup> *Dipartimento di Ingegneria, Università del Sannio, I-82100 Benevento, Italy*
- <sup>65</sup> *OzGrav, University of Adelaide, Adelaide, South Australia 5005, Australia*
- <sup>66</sup> *California State University, Los Angeles, 5151 State University Dr, Los Angeles, CA 90032, USA*
- <sup>67</sup> *INFN, Sezione di Genova, I-16146 Genova, Italy*
- <sup>68</sup> *RRCAT, Indore, Madhya Pradesh 452013, India*
- <sup>69</sup> *Missouri University of Science and Technology, Rolla, MO 65409, USA*
- <sup>70</sup> *Faculty of Physics, Lomonosov Moscow State University, Moscow 119991, Russia*
- <sup>71</sup> *SUPA, University of the West of Scotland, Paisley PA1 2BE, United Kingdom*
- <sup>72</sup> *Bar-Ilan University, Ramat Gan, 5290002, Israel*
- <sup>73</sup> *Università degli Studi di Urbino “Carlo Bo”, I-61029 Urbino, Italy*
- <sup>74</sup> *INFN, Sezione di Firenze, I-50019 Sesto Fiorentino, Firenze, Italy*
- <sup>75</sup> *Artemis, Université Côte d’Azur, Observatoire Côte d’Azur, CNRS, F-06304 Nice, France*
- <sup>76</sup> *Caltech CaRT, Pasadena, CA 91125, USA*
- <sup>77</sup> *OzGrav, University of Western Australia, Crawley, Western Australia 6009, Australia*
- <sup>78</sup> *Dipartimento di Fisica “E.R. Caianiello”, Università di Salerno, I-84084 Fisciano, Salerno, Italy*
- <sup>79</sup> *INFN, Sezione di Napoli, Gruppo Collegato di Salerno, Complesso Universitario di Monte S. Angelo, I-80126 Napoli, Italy*
- <sup>80</sup> *Università di Roma “La Sapienza”, I-00185 Roma, Italy*
- <sup>81</sup> *Univ Rennes, CNRS, Institut FOTON - UMR6082, F-3500 Rennes, France*
- <sup>82</sup> *Indian Institute of Technology Bombay, Powai, Mumbai 400 076, India*

- <sup>83</sup>Laboratoire Kastler Brossel, Sorbonne Université, CNRS, ENS-Université PSL, Collège de France, F-75005 Paris, France
- <sup>84</sup>Université catholique de Louvain, B-1348 Louvain-la-Neuve, Belgium
- <sup>85</sup>Astronomical Observatory Warsaw University, 00-478 Warsaw, Poland
- <sup>86</sup>VU University Amsterdam, 1081 HV Amsterdam, Netherlands
- <sup>87</sup>University of Maryland, College Park, MD 20742, USA
- <sup>88</sup>Max Planck Institute for Gravitational Physics (Albert Einstein Institute), D-14476 Potsdam-Golm, Germany
- <sup>89</sup>School of Physics, Georgia Institute of Technology, Atlanta, GA 30332, USA
- <sup>90</sup>The Chinese University of Hong Kong, Shatin, NT, Hong Kong
- <sup>91</sup>Stony Brook University, Stony Brook, NY 11794, USA
- <sup>92</sup>Center for Computational Astrophysics, Flatiron Institute, New York, NY 10010, USA
- <sup>93</sup>NASA Goddard Space Flight Center, Greenbelt, MD 20771, USA
- <sup>94</sup>Dipartimento di Fisica, Università degli Studi di Genova, I-16146 Genova, Italy
- <sup>95</sup>RESCEU, University of Tokyo, Tokyo, 113-0033, Japan.
- <sup>96</sup>Tsinghua University, Beijing 100084, China
- <sup>97</sup>OzGrav, University of Melbourne, Parkville, Victoria 3010, Australia
- <sup>98</sup>Università degli Studi di Sassari, I-07100 Sassari, Italy
- <sup>99</sup>INFN, Laboratori Nazionali del Sud, I-95125 Catania, Italy
- <sup>100</sup>Università di Roma Tor Vergata, I-00133 Roma, Italy
- <sup>101</sup>INFN, Sezione di Roma Tor Vergata, I-00133 Roma, Italy
- <sup>102</sup>University of Sannio at Benevento, I-82100 Benevento, Italy and INFN, Sezione di Napoli, I-80100 Napoli, Italy
- <sup>103</sup>Institute for Gravitational and Subatomic Physics (GRASP), Utrecht University, Princetonplein 1, 3584 CC Utrecht, Netherlands
- <sup>104</sup>Villanova University, 800 Lancaster Ave, Villanova, PA 19085, USA
- <sup>105</sup>Departamento de Astronomía y Astrofísica, Universitat de València, E-46100 Burjassot, València, Spain
- <sup>106</sup>Rochester Institute of Technology, Rochester, NY 14623, USA
- <sup>107</sup>National Tsing Hua University, Hsinchu City, 30013 Taiwan, Republic of China
- <sup>108</sup>OzGrav, Charles Sturt University, Wagga Wagga, New South Wales 2678, Australia
- <sup>109</sup>University of Chicago, Chicago, IL 60637, USA
- <sup>110</sup>Dipartimento di Ingegneria Industriale (DIIN), Università di Salerno, I-84084 Fisciano, Salerno, Italy
- <sup>111</sup>Institut de Physique des 2 Infinis de Lyon (IP2I), CNRS/IN2P3, Université de Lyon, Université Claude Bernard Lyon 1, F-69622 Villeurbanne, France
- <sup>112</sup>Seoul National University, Seoul 08826, South Korea
- <sup>113</sup>Pusan National University, Busan 46241, South Korea
- <sup>114</sup>King's College London, University of London, London WC2R 2LS, United Kingdom
- <sup>115</sup>INAF, Osservatorio Astronomico di Padova, I-35122 Padova, Italy
- <sup>116</sup>University of Arizona, Tucson, AZ 85721, USA
- <sup>117</sup>Rutherford Appleton Laboratory, Didcot OX11 0DE, United Kingdom
- <sup>118</sup>Université libre de Bruxelles, Avenue Franklin Roosevelt 50 - 1050 Bruxelles, Belgium
- <sup>119</sup>Universitat de les Illes Balears, IAC3—IEEC, E-07122 Palma de Mallorca, Spain
- <sup>120</sup>Université Libre de Bruxelles, Brussels 1050, Belgium
- <sup>121</sup>Departamento de Matemáticas, Universitat de València, E-46100 Burjassot, València, Spain
- <sup>122</sup>Texas Tech University, Lubbock, TX 79409, USA
- <sup>123</sup>The Pennsylvania State University, University Park, PA 16802, USA
- <sup>124</sup>University of Rhode Island, Kingston, RI 02881, USA
- <sup>125</sup>The University of Texas Rio Grande Valley, Brownsville, TX 78520, USA
- <sup>126</sup>Bellevue College, Bellevue, WA 98007, USA
- <sup>127</sup>Scuola Normale Superiore, Piazza dei Cavalieri, 7 - 56126 Pisa, Italy
- <sup>128</sup>MTA-ELTE Astrophysics Research Group, Institute of Physics, Eötvös University, Budapest 1117, Hungary
- <sup>129</sup>Maastricht University, 6200 MD, Maastricht, Netherlands
- <sup>130</sup>Universität Hamburg, D-22761 Hamburg, Germany
- <sup>131</sup>IGFAE, Campus Sur, Universidade de Santiago de Compostela, 15782 Spain
- <sup>132</sup>The University of Sheffield, Sheffield S10 2TN, United Kingdom
- <sup>133</sup>Laboratoire des Matériaux Avancés (LMA), Institut de Physique des 2 Infinis (IP2I) de Lyon, CNRS/IN2P3, Université de Lyon, Université Claude Bernard Lyon 1, F-69622 Villeurbanne, France
- <sup>134</sup>Dipartimento di Scienze Matematiche, Fisiche e Informatiche, Università di Parma, I-43124 Parma, Italy
- <sup>135</sup>INFN, Sezione di Milano Bicocca, Gruppo Collegato di Parma, I-43124 Parma, Italy
- <sup>136</sup>Physik-Institut, University of Zurich, Winterthurerstrasse 190, 8057 Zurich, Switzerland
- <sup>137</sup>University of Portsmouth, Portsmouth, PO1 3FX, United Kingdom
- <sup>138</sup>Université de Strasbourg, CNRS, IPHC UMR 7178, F-67000 Strasbourg, France
- <sup>139</sup>West Virginia University, Morgantown, WV 26506, USA
- <sup>140</sup>Montclair State University, Montclair, NJ 07043, USA
- <sup>141</sup>Colorado State University, Fort Collins, CO 80523, USA

- <sup>142</sup>*Institute for Nuclear Research, Hungarian Academy of Sciences, Bem t'er 18/c, H-4026 Debrecen, Hungary*
- <sup>143</sup>*CNR-SPIN, c/o Università di Salerno, I-84084 Fisciano, Salerno, Italy*
- <sup>144</sup>*Scuola di Ingegneria, Università della Basilicata, I-85100 Potenza, Italy*
- <sup>145</sup>*Gravitational Wave Science Project, National Astronomical Observatory of Japan (NAOJ), Mitaka City, Tokyo 181-8588, Japan*
- <sup>146</sup>*Observatori Astronòmic, Universitat de València, E-46980 Paterna, València, Spain*
- <sup>147</sup>*The University of Utah, Salt Lake City, UT 84112, USA*
- <sup>148</sup>*Kenyon College, Gambier, OH 43022, USA*
- <sup>149</sup>*Vrije Universiteit Amsterdam, 1081 HV, Amsterdam, Netherlands*
- <sup>150</sup>*University of Szeged, Dóm tér 9, Szeged 6720, Hungary*
- <sup>151</sup>*Universiteit Gent, B-9000 Gent, Belgium*
- <sup>152</sup>*University of British Columbia, Vancouver, BC V6T 1Z4, Canada*
- <sup>153</sup>*Tata Institute of Fundamental Research, Mumbai 400005, India*
- <sup>154</sup>*INAF, Osservatorio Astronomico di Capodimonte, I-80131 Napoli, Italy*
- <sup>155</sup>*Università di Trento, Dipartimento di Fisica, I-38123 Povo, Trento, Italy*
- <sup>156</sup>*INFN, Trento Institute for Fundamental Physics and Applications, I-38123 Povo, Trento, Italy*
- <sup>157</sup>*The University of Mississippi, University, MS 38677, USA*
- <sup>158</sup>*University of Michigan, Ann Arbor, MI 48109, USA*
- <sup>159</sup>*American University, Washington, D.C. 20016, USA*
- <sup>160</sup>*Carleton College, Northfield, MN 55057, USA*
- <sup>161</sup>*University of California, Berkeley, CA 94720, USA*
- <sup>162</sup>*Directorate of Construction, Services & Estate Management, Mumbai 400094 India*
- <sup>163</sup>*Universiteit Antwerpen, Prinsstraat 13, 2000 Antwerpen, Belgium*
- <sup>164</sup>*University of Białystok, 15-424 Białystok, Poland*
- <sup>165</sup>*University of Southampton, Southampton SO17 1BJ, United Kingdom*
- <sup>166</sup>*Institut de Física d'Altes Energies (IFAE), Barcelona Institute of Science and Technology, and ICREA, E-08193 Barcelona, Spain*
- <sup>167</sup>*University of Washington Bothell, Bothell, WA 98011, USA*
- <sup>168</sup>*Institute of Applied Physics, Nizhny Novgorod, 603950, Russia*
- <sup>169</sup>*Ewha Womans University, Seoul 03760, South Korea*
- <sup>170</sup>*Inje University Gimhae, South Gyeongsang 50834, South Korea*
- <sup>171</sup>*Korea Astronomy and Space Science Institute, Daejeon 34055, South Korea*
- <sup>172</sup>*National Institute for Mathematical Sciences, Daejeon 34047, South Korea*
- <sup>173</sup>*Ulsan National Institute of Science and Technology, Ulsan 44919, South Korea*
- <sup>174</sup>*Bard College, 30 Campus Rd, Annandale-On-Hudson, NY 12504, USA*
- <sup>175</sup>*Institute of Mathematics, Polish Academy of Sciences, 00656 Warsaw, Poland*
- <sup>176</sup>*National Center for Nuclear Research, 05-400 Świerk-Otwock, Poland*
- <sup>177</sup>*Cornell University, Ithaca, NY 14850, USA*
- <sup>178</sup>*Université de Montréal/Polytechnique, Montreal, Quebec H3T 1J4, Canada*
- <sup>179</sup>*Laboratoire Lagrange, Université Côte d'Azur, Observatoire Côte d'Azur, CNRS, F-06304 Nice, France*
- <sup>180</sup>*Department of Physics, University of Texas, Austin, TX 78712, USA*
- <sup>181</sup>*NAVIER, UMR 8205, École des Ponts, IFSTTAR, CNRS, UPE, Champs-sur-Marne, France*
- <sup>182</sup>*Institute for High-Energy Physics, University of Amsterdam, Science Park 904, 1098 XH Amsterdam, Netherlands*
- <sup>183</sup>*NASA Marshall Space Flight Center, Huntsville, AL 35811, USA*
- <sup>184</sup>*University of Washington, Seattle, WA 98195, USA*
- <sup>185</sup>*Dipartimento di Matematica e Fisica, Università degli Studi Roma Tre, I-00146 Roma, Italy*
- <sup>186</sup>*INFN, Sezione di Roma Tre, I-00146 Roma, Italy*
- <sup>187</sup>*ESPCI, CNRS, F-75005 Paris, France*
- <sup>188</sup>*Concordia University Wisconsin, Mequon, WI 53097, USA*
- <sup>189</sup>*Università di Camerino, Dipartimento di Fisica, I-62032 Camerino, Italy*
- <sup>190</sup>*Southern University and A&M College, Baton Rouge, LA 70813, USA*
- <sup>191</sup>*Dipartimento di Fisica, Università di Trieste, I-34127 Trieste, Italy*
- <sup>192</sup>*Centre Scientifique de Monaco, 8 quai Antoine 1er, MC-98000, Monaco*
- <sup>193</sup>*Indian Institute of Technology Madras, Chennai 600036, India*
- <sup>194</sup>*Saha Institute of Nuclear Physics, Bidhannagar, West Bengal 700064, India*
- <sup>195</sup>*Institut des Hautes Etudes Scientifiques, F-91440 Bures-sur-Yvette, France*
- <sup>196</sup>*Indian Institute of Science Education and Research, Kolkata, Mohanpur, West Bengal 741252, India*
- <sup>197</sup>*Department of Astrophysics/IMAPP, Radboud University Nijmegen, P.O. Box 9010, 6500 GL Nijmegen, Netherlands*
- <sup>198</sup>*GRAPPA, Anton Pannekoek Institute for Astronomy and Institute for High-Energy Physics, University of Amsterdam, Science Park 904, 1098 XH Amsterdam, Netherlands*
- <sup>199</sup>*Consiglio Nazionale delle Ricerche - Istituto dei Sistemi Complessi, Piazzale Aldo Moro 5, I-00185 Roma, Italy*
- <sup>200</sup>*Hobart and William Smith Colleges, Geneva, NY 14456, USA*

- <sup>201</sup> *International Institute of Physics, Universidade Federal do Rio Grande do Norte, Natal RN 59078-970, Brazil*
- <sup>202</sup> *Museo Storico della Fisica e Centro Studi e Ricerche "Enrico Fermi", I-00184 Roma, Italy*
- <sup>203</sup> *Lancaster University, Lancaster LA1 4YW, United Kingdom*
- <sup>204</sup> *OzGrav, Swinburne University of Technology, Hawthorn VIC 3122, Australia*
- <sup>205</sup> *Università di Trento, Dipartimento di Matematica, I-38123 Povo, Trento, Italy*
- <sup>206</sup> *Indian Institute of Science Education and Research, Pune, Maharashtra 411008, India*
- <sup>207</sup> *Dipartimento di Fisica, Università degli Studi di Torino, I-10125 Torino, Italy*
- <sup>208</sup> *Indian Institute of Technology, Palaj, Gandhinagar, Gujarat 382355, India*
- <sup>209</sup> *Centro de Astrofísica e Gravitação (CENTRA),  
Departamento de Física, Instituto Superior Técnico,  
Universidade de Lisboa, 1049-001 Lisboa, Portugal*
- <sup>210</sup> *Marquette University, 11420 W. Clybourn St., Milwaukee, WI 53233, USA*
- <sup>211</sup> *Indian Institute of Technology Hyderabad, Sangareddy, Khandi, Telangana 502285, India*
- <sup>212</sup> *INAF, Osservatorio di Astrofisica e Scienza dello Spazio, I-40129 Bologna, Italy*
- <sup>213</sup> *Andrews University, Berrien Springs, MI 49104, USA*
- <sup>214</sup> *Max Planck Institute for Gravitationalphysik (Albert Einstein Institute), D-14476 Potsdam-Golm, Germany*
- <sup>215</sup> *Dipartimento di Scienze Aziendali - Management and Innovation Systems (DISA-MIS),  
Università di Salerno, I-84084 Fisciano, Salerno, Italy*
- <sup>216</sup> *Van Swinderen Institute for Particle Physics and Gravity,  
University of Groningen, Nijenborgh 4, 9747 AG Groningen, Netherlands*
- <sup>217</sup> *Trinity University, San Antonio, TX 78212, USA*
- (Dated: December 23, 2020)