

## RESEARCH ARTICLE

# Limited evidence of C<sub>4</sub> plant consumption in mound building *Macrotermes* termites from savanna woodland chimpanzee sites

Seth Phillips<sup>1</sup>, Rudolf H. Scheffrahn<sup>2</sup>, Alex Piel<sup>3</sup>, Fiona Stewart<sup>4</sup>, Anthony Agbor<sup>5</sup>, Gregory Brazzola<sup>5</sup>, Alexander Tickle<sup>5</sup>, Volker Sommer<sup>3,6</sup>, Paula Dieguez<sup>5</sup>, Erin G. Wessling<sup>7</sup>, Mimi Arandjelovic<sup>5</sup>, Hjalmar Kühl<sup>5,8</sup>, Christophe Boesch<sup>5</sup>, Vicky M. Oelze<sup>1\*</sup>

**1** Anthropology Department, University of California Santa Cruz, Santa Cruz, California, United States of America, **2** Fort Lauderdale Research & Education Center, Davie, Florida, United States of America, **3** Department of Anthropology, University College London, London, United Kingdom, **4** School of Biological and Environmental Sciences, Liverpool John Moores University, Liverpool, United Kingdom, **5** Department of Primatology, Max Planck Institute for Evolutionary Anthropology, Leipzig, Germany, **6** Gashaka Primate Project, Serti, Taraba, Nigeria, **7** Department of Human Evolutionary Biology, Harvard University, Cambridge, Massachusetts, United States of America, **8** German Centre for Integrative Biodiversity Research (iDiv) Halle-Jena-Leipzig, Leipzig, Germany

\* [voelze@ucsc.edu](mailto:voelze@ucsc.edu)



## OPEN ACCESS

**Citation:** Phillips S, Scheffrahn RH, Piel A, Stewart F, Agbor A, Brazzola G, et al. (2021) Limited evidence of C<sub>4</sub> plant consumption in mound building *Macrotermes* termites from savanna woodland chimpanzee sites. PLoS ONE 16(2): e0244685. <https://doi.org/10.1371/journal.pone.0244685>

**Editor:** Matheus C. Carvalho, Southern Cross University, AUSTRALIA

**Received:** July 10, 2020

**Accepted:** December 14, 2020

**Published:** February 10, 2021

**Copyright:** © 2021 Phillips et al. This is an open access article distributed under the terms of the [Creative Commons Attribution License](https://creativecommons.org/licenses/by/4.0/), which permits unrestricted use, distribution, and reproduction in any medium, provided the original author and source are credited.

**Data Availability Statement:** All relevant data are within the paper and its [Supporting Information](#) files.

**Funding:** This study was generously funded by the Max Planck Society, the Max Planck Society Innovation Fund, and the Heinz L. Krekeler Foundation. The funders had no role in study design, data collection and analysis, decision to publish, or preparation of the manuscript.

## Abstract

Stable isotope analysis is an increasingly used molecular tool to reconstruct the diet and ecology of elusive primates such as unhabituated chimpanzees. The consumption of C<sub>4</sub> plant feeding termites by chimpanzees may partly explain the relatively high carbon isotope values reported for some chimpanzee communities. However, the modest availability of termite isotope data as well as the diversity and cryptic ecology of termites potentially consumed by chimpanzees obscures our ability to assess the plausibility of these termites as a C<sub>4</sub> resource. Here we report the carbon and nitrogen isotope values from 79 *Macrotermes* termite samples from six savanna woodland chimpanzee research sites across equatorial Africa. Using mixing models, we estimated the proportion of *Macrotermes* C<sub>4</sub> plant consumption across savanna woodland sites. Additionally, we tested for isotopic differences between termite colonies in different vegetation types and between the social castes within the same colony in a subset of 47 samples from 12 mounds. We found that *Macrotermes* carbon isotope values were indistinguishable from those of C<sub>3</sub> plants. Only 5 to 15% of *Macrotermes* diets were comprised of C<sub>4</sub> plants across sites, suggesting that they cannot be considered a C<sub>4</sub> food resource substantially influencing the isotope signatures of consumers. In the *Macrotermes* subsample, vegetation type and caste were significantly correlated with termite carbon values, but not with nitrogen isotope values. Large *Macrotermes* soldiers, preferentially consumed by chimpanzees, had comparably low carbon isotope values relative to other termite castes. We conclude that *Macrotermes* consumption is unlikely to result in high carbon isotope values in either extant chimpanzees or fossil hominins.

**Competing interests:** The authors have declared that no competing interests exist.

## Introduction

Our understanding of wild chimpanzee (*Pan troglodytes*) feeding ecology has been primarily informed by direct observations of feeding behavior within the limited number of chimpanzee communities consistently monitored by long-term research projects (e.g. [1, 2]). This bias towards a small number of chimpanzee communities has been tempered by the increasing use of indirect methods, such as stable isotope analysis, that enable large-scale cross site comparisons of the various feeding behaviors of both habituated and unhabituated chimpanzee communities [3–10]. Insights obtained from such studies are only as good as our understanding of the various stable isotope ratios, such as carbon ( $\delta^{13}\text{C}$ ) and nitrogen ( $\delta^{15}\text{N}$ ), of consumed organisms by chimpanzees at different locales [3–5, 11–13]. Chimpanzee  $\delta^{13}\text{C}$  values, from both habituated and unhabituated communities, thus far corroborate observational data that indicate chimpanzees primarily feed on vegetation relying on the C<sub>3</sub> photosynthetic pathway as well as organisms consuming such vegetation [3–8, 14–17]. Still, small variation in  $\delta^{13}\text{C}$  values within the observed range of chimpanzee values may be representative of differences in feeding behavior across communities or across demographic classifications within communities [3–5, 8, 14]. For example, some savanna woodland chimpanzee communities exhibit  $\delta^{13}\text{C}$  values that are higher than baseline C<sub>3</sub> vegetation even if they are still consistent with a predominantly C<sub>3</sub> based diet [3, 4, 8, 15]. The consumption of C<sub>4</sub> plant reliant termites has been posited as a potential contributor to relatively high  $\delta^{13}\text{C}$  values in some savanna woodland chimpanzee communities [3].

Termites contribute key nutrients to primate diets [18, 19] and even termite soil is particularly rich in nutrients [20–23]. Across Africa many, yet far from all, chimpanzee populations have been observed to forage for termites [24] with a common preference for the large, mound-building and fungus-growing termites of the genus *Macrotermes* (*Macrotermitinae*) (summarized in [25–29]). The ecology of *Macrotermes*, and termites in general, is often cryptic and difficult to observe under natural conditions [30]. Additionally, many behaviors within the genus *Macrotermes* [27, 31–33] may vary significantly intraspecifically depending on the ecological context. *Macrotermes* is a genus of termites found exclusively in the Old World tropics. Some species, such as *M. bellicosus* and *M. subhyalinus*, are broadly distributed across the African continent [31, 34]. In general, *Macrotermes* spp. build large epigeal mounds and spend most of their time in the subterranean chambers and galleries throughout the year. *Macrotermes* workers forage for cellulosic debris such as leaf litter, dead grass, woody litter, and wood [35] including live crop plants [36]. Foraged items are returned to the nest as nutritional substrate for the growth of *Termitomyces* fungus combs that consists of fungal biomass and partly decayed plant matter [37–40]. Older workers primarily feed on the fungus combs and the soldier castes rely on the workers to feed them directly with pieces of these fungal combs. By contrast, younger workers may subsist primarily on foraged plant matter as well as on the protein-rich *Termitomyces* nodules to some extent [37]. Though primatologists have begun to account for the specific isotopic values of chimpanzee plant foods within their environments [3–5, 11–13] in cross site comparisons, there remains a need for complimentary data on insect food sources, such as *Macrotermes*, given their relevance to the diets of several chimpanzee communities (summarized in [25]).

The isotopic values of *Macrotermes* within savanna woodland ecosystems may be of specific utility in elucidating the source of comparably high  $\delta^{13}\text{C}$  values, particularly found in some savanna chimpanzee communities. In the unhabituated eastern chimpanzees (*P. t. schweinfurthii*) at the field site of Issa, Tanzania, van Casteren and colleagues [8] reported higher  $\delta^{13}\text{C}$  values than cannot be explained by the consumption of the sampled C<sub>3</sub> plant foods alone. Relatively high  $\delta^{13}\text{C}$  fractionation factors ( $\Delta^{13}\text{C}$ ) between chimpanzees and a selection of C<sub>3</sub> plants

suggested that C<sub>4</sub> plants or open canopy C<sub>3</sub> plant foods could be potential contributors to these chimpanzees' diet and hence  $\delta^{13}\text{C}$  values. However, given that termite consumption is well documented in this population [41], the authors also posited that C<sub>4</sub> plant harvesting termites may contribute to  $\delta^{13}\text{C}$  value enrichment in the chimpanzees. Wessling and colleagues [4] reported even higher  $\Delta^{13}\text{C}$  values in five western chimpanzee (*P. t. verus*) communities at the very edge of the species range in Senegal [4]. Four of the five communities in that study are unhabituated and the source of these high  $\Delta^{13}\text{C}$  values remained largely unclear. In the habituated community of Fongoli in Senegal however, chimpanzees have been observed to occasionally consume C<sub>4</sub> plants [42]. Additionally, Fongoli chimpanzees are exceptional with regards to the frequency and intensity that they consume *Macrotermes* [43]. This consistent consumption of an organism that may rely on C<sub>4</sub> vegetation is another possible explanation for the relatively high  $\delta^{13}\text{C}$  values observed in Senegalese chimpanzees [3, 4]. Though parsimony would suggest unhabituated chimpanzees in Senegal consume *Macrotermes*, the extent to which they do, if at all, is not yet known. Only in the Kayan chimpanzees were termites from the genus *Macrotermes* identified in feces [3]. Still, the degree to which termite consumption could contribute towards high  $\delta^{13}\text{C}$  values in savanna chimpanzees is not as of yet clear due to the limited dataset available on the stable isotope ratios of this termite genus within sub Saharan Africa.

Analysis of the isotopic signature of *Macrotermes* from a range of sub Saharan African sites may also have implications for paleodietary analysis of hominins. The genus *Macrotermes* diversified 6–23 million years ago as savannas spread across the African continent and remained relatively unchanged today despite climactic shifts [44, 45]. Thus, it is likely that *Macrotermes* and early hominins coexisted in the African savanna landscapes. We can further hypothesize that these termites would have had similar diets as we see in extant *Macrotermes* diets from African savanna woodlands today. Hominins in east, south, and central Africa began to consume foods enriched in <sup>13</sup>C approximately 3.5 million years ago [46–57]. In relation to the high  $\delta^{13}\text{C}$  signatures observed in *Paranthropus robustus* and *Australopithecus africanus* specimen from Sterkfontein, modern  $\delta^{13}\text{C}$  values of termites and sedges from nearby Kruger National Park were analyzed to investigate the hypothesis that either sedges or termites may be account for the observed high  $\delta^{13}\text{C}$  values in hominins [52]. Accordingly, termite taxa across the park had an average  $\delta^{13}\text{C}$  value of -20.1‰, with a mean of -15.3‰ (n = 10) for open environment termites and a mean of -21.7‰ (n = 30) for termites from closed environments. Based on these results, the authors concluded that termites could reveal a C<sub>4</sub> plant dependent isotopic signature, yet their consumption could not solely account for the enriched  $\delta^{13}\text{C}$  values detected in the compared hominins. However, this study did not report the taxonomic classification of the termite specimen sampled (excepting a brief reference to the harvester termite genera *Trinervitermes* and *Hodotermes*) that would provide insights into whether these species could have been subject to hominin predation, nor was further ecological information on sampling locations provided.

There are a handful of other studies examining the relative contributions of C<sub>3</sub> and C<sub>4</sub> resources to termite diets in sub-Saharan Africa. The first systematic study of termite foraging ecology utilizing stable isotope analysis investigated the relative dependence of *M. michaelseni* on herbaceous (C<sub>4</sub>) vegetation versus woody (C<sub>3</sub>) vegetation by sampling from the termite head tissue and using a mixed modeling approach [58]. Both woody and herbaceous food sources contributed to the diets of *M. michaelseni* at two Kenyan savanna grassland sites but varied in their relative contributions. The dietary contribution from herbaceous vegetation utilizing the C<sub>4</sub> photosynthetic pathway was estimated to be 70% at one site and 36% at another site. These results indicate that termites of the same species can vary significantly with regard to  $\delta^{13}\text{C}$  values in two, ecologically similar yet geographically distinct, environments.

Additionally, this study provides some preliminary support for the hypothesis of *Macrotermes* as a partial C<sub>4</sub> resource for chimpanzees as well as hominins.

A similar termite isotope study at a humid savanna site (defined as grass savanna, shrub savanna and semideciduous plateau forest) in Côte d'Ivoire also found that the relative contributions of C<sub>3</sub> versus C<sub>4</sub> plants of four sympatric termite species within the termite subfamily *Macrotermitinae* was considerably varied even among the same species depending on habitat type and seasonality of sampling effort [59]. More recently, Vesala and colleagues [40] investigated the isotopic values between termite castes within four *Macrotermes* colonies located in southern Kenya. While three of the four colonies exhibited  $\delta^{13}\text{C}$  values in range with herbaceous vegetation, one mound with more abundant grass surrounding had relatively enriched  $\delta^{13}\text{C}$  values. Additionally, the authors reported significant differences in the  $\delta^{13}\text{C}$  and  $\delta^{15}\text{N}$  values between castes of the same colony suggesting that the nutritional contribution of fungal symbiont (*Termitomyces*) varies between castes within the same colony [40]. These studies demonstrate the utility of adding to the African termite isotope database while distinguishing between taxa, habitat type, seasonality, as well as caste (see also [60–62]).

Termite-fishing broadly describes a behavior in which a chimpanzee inserts a vegetative tool into a passageway at the surface of a termite mound to consume the soldier termites that bite the tool. In some habitats, chimpanzees preferentially forage on *Macrotermes* during the onset of the rainy season, which may be due to an increase in accessibility during the colony's reproductive cycle [63]. By contrast, other communities reliably consume *Macrotermes* year-round, which may be attributable to more sophisticated tool-sets [18, 64–66] or a dependence on the termites as a source of protein [43].

In the present study we analyze *Macrotermes* spp. samples collected at six chimpanzee savanna woodland field sites across equatorial Africa in the interest of further elucidating possible contributions of this genus of termites in chimpanzee isotope signatures. We focus here on *Macrotermes* spp. termites due to their status as the most commonly consumed genera among chimpanzees that termite-fish [24–27]. However, it is worth noting here that some populations do not termite-fish despite the presence of mound building termites, such as at the site of Gashaka, in Nigeria, that we report on here [67, 68]. With this study we seek to address the following two questions:

- Do we find evidence for substantial C<sub>4</sub> plant consumption by *Macrotermes* across chimpanzee field sites via stable isotope analysis?
- Do we find intra-specific (between colonies) and intra-colony (between castes) isotopic variation in *Macrotermes* from the same field site?

## Material and methods

### Sample collection and isotope analysis

In this study we collected *Macrotermes* from six savanna woodland sites across Africa, that represent relatively dry and open environments inhabited by chimpanzees today. Savanna woodland habitats are more likely to have substantial amounts of C<sub>4</sub> vegetation termites may rely on, as compared to forest habitats. We opportunistically collected 39 termite samples from fungus-growing mound builders at five savanna woodland chimpanzee field sites in West Africa (see Table 1 for further details and season of sampling), following a standardized sample and data collection protocol within the framework of the “Pan African Program—The Cultured Chimpanzee” project [69–71]. Permissions to conduct research were issued under the research permits N° NPL/GEN/378/V/504 (*Ministère de l'Ecologie et de la Protection de la Nature, Direction des Eaux, Forêts, Chasses et de la Conservation des Sols*, Nigeria), N° 078/

Table 1. *Macrotermes* spp. samples from six chimpanzee field sites.

Country	Location	Genus	Species	n	Habitat	Month	Year	Season	Reference for seasonal definition
Guinea	Bakoun	<i>Macrotermes</i>	<i>spp.</i>	7	Savanna-wooded (n = 6), Gallery Forest (n = 1)	February, April	2014, 2015	Dry	[88]
Nigeria	Gashaka	<i>Macrotermes</i>	<i>spp.</i>	8	Savanna-wooded (n = 5); Forest-mixed, closed understory (n = 2); Forest-mixed, open understory (n = 1)	January, July, September	2012, 2013	Wet & Dry	[67]
Guinea	Sobeya	<i>Macrotermes</i>	<i>spp.</i>	3	Savanna-wooded (n = 2); Fallow (n = 1)	April, August	2013	Dry	[88]
Senegal	Kayan	<i>Macrotermes</i>	<i>spp.</i>	4	Forest-bamboo (n = 3); Forest on rock (n = 1)	May, June, July	2013	Wet	[4]
Côte d'Ivoire	Comoé GEPRENAF	<i>Macrotermes</i>	<i>spp.</i>	9	Savanna-herbs (n = 4); Forest-mixed, open understory (n = 2); Savanna-wooded (n = 1); Savanna on rock (n = 1); Forest "colonizing" (n = 1)	June, July	2014	Wet	[89]
Tanzania	Issa Valley	<i>Macrotermes</i>	<i>subhyalinus</i>	47	Gallery forest (n = 28); Savanna-wooded (n = 12); Forest "colonizing" (n = 6)	May, November, December	2017, 2018	Wet & Dry	[81]

<https://doi.org/10.1371/journal.pone.0244685.t001>

2015/OGIPAR/MEEF/Ck (Ministère de l'Environnement, Eaux et Forêts, Office Guinéen des Parks et Reserves, Guinea), N° 01316/DEF/DFG (Direction des Eaux, Forêts, Chasses et de la Conservation des Sols, Senegal) and N° 219/MESRS/DGRSIT/TM (Ministère de l'Enseignement Superior et de la Recherche Scientifique, Direction Generale de la Recherche Scientifique de de l'Innovation Technologique, Côte d'Ivoire). At all field sites, except for Gashaka in Nigeria, evidence indicates that chimpanzees termite fish [24, 67]. We collected termites, predominantly of the major soldier caste, directly from mounds and recorded data on the habitat type surrounding the mound location following the protocol of the Pan African Programme [72, 73]. Assigned habitat categories broadly describe the immediate surrounding vegetation at termite mounds in terms of the dominant vegetation type and sometimes the density of canopies as well as understories (e.g. "forest-mixed, closed understory" or "savanna-wooded"). Given our interest in termites as a potential food source for chimpanzees, we decided to combine multiple individual termites of the same caste and the same colony in one measurement.

For stable isotope analysis, we initially submerged the termites in ethanol and then stored them dry on silica in 15 or 50ml tubes. From each termite colony we obtained a second sample stored in ethanol for subsequent taxonomic identification that revealed all samples indeed contained *Macrotermes* termites of undetermined species.

While sample storage of termites between the field and the lab is essential for taxonomic identification, there is the possibility of the introduction of slight isotope ratio bias due to storage method. In tissue samples of fish  $\delta^{13}\text{C}$  values have been reported to become enriched by ~0.5 to 1.5‰, whereas  $\delta^{15}\text{N}$  values increased by 0.5 to ~1‰ when fish samples were stored in 80% ethanol [74]. However, Arrington and Winemiller (2011) found a similar trend in fish samples yet concluded that these shifts are so small that they should not have considerable consequences for the use of preserved specimens in ecological research [75]. For insects, such as ants, crickets and flies, ethanol preservation was not observed to affect  $\delta^{15}\text{N}$  values, but  $\delta^{13}\text{C}$  values shifted by ~0.6 to 1.5‰ [76–78]. However, non-chemically preserved samples (frozen, freeze-dried, fresh) also appeared to differ in their isotope values, suggesting that inter-sample variation may be just as large as rival biases introduced by preservation method [76]. Other isotopic work on ground beetles and aquatic consumers did not indicate that storage in ethanol significantly affects values  $\delta^{13}\text{C}$  [reviewed in 79, 80]. Despite the contradictory evidence in the literature, potential small-scale shifts in  $\delta^{13}\text{C}$  values in our samples ultimately neither

obscures nor aggravates the identification of the larger-scale isotopic differences between C<sub>3</sub> and C<sub>4</sub> food resources in termites we wish to identify here that typically exceeds 10‰ in tropical habitats. We thus follow the recommendation by Arrington and Winemiller (2002), suggesting that the tradeoff between specimen taxonomic preservation and isotopic integrity is sufficient to address the major ecological questions raised in this study.

We rinsed all isotope samples thoroughly with ethanol, dried them down and then homogenized them to a fine powder in a pebble mill (Retsch MM400). Subsequently, we weighed 500 μg of homogenized termite sample into tin capsules for stable isotope analysis performed in parallel to IAEA standards and several internal standard materials in a FLASH HT Plus coupled to a MAT 253 Isotope Ratio Mass Spectrometer (both by Thermo Scientific, Waltham, MA, USA) at the commercial laboratory IsoDetect GmbH in Leipzig, Germany. Stable isotope ratios of carbon and nitrogen are here expressed as the ratio of <sup>13</sup>C/<sup>12</sup>C and <sup>15</sup>N/<sup>14</sup>N using the delta (δ) notation in parts per thousand or permil (‰) relative to the international standard materials Vienna PeeDee Belemite (vPDB) and atmospheric N<sub>2</sub> (AIR), respectively. Analytical error calculated from repetitive measurements of international and lab-internal standard materials in each run is lower than 0.2‰ (2σ) for δ<sup>15</sup>N and δ<sup>13</sup>C.

We collected 47 additional *M. subhyalinus* samples from 12 different mounds at the Issa Valley chimpanzee field site in western Tanzania between November 2017 and May 2018 under the research permit N° 2017-336-NA-2017-341 (Tanzanian Commission for Science and Technology). These samples were identified to species level [34]. At Issa, we primarily collected samples at mounds known to be used by chimpanzees as well as at two active mounds not observed to be used by chimpanzees but located within the chimpanzee home range [81]. We recorded habitat types surrounding each mound sampled following the same protocol as mentioned above [72]. The Issa samples included termites from three separate castes (major soldiers, minor soldiers, and workers—major and minor workers not differentiated here) that we analyzed separately in order to detect potential isotopic differences within the same termite colony. We transported the samples in 85% ethanol, then dried them down and homogenized them into a fine powder using a pebble mill (Retsch MM400). We weighed between 500 μg and 800 μg of this powder into tin capsules for stable isotope analysis at the University of California, Santa Cruz Stable Isotope Laboratory. Isotopic and elemental composition was determined by Dumas combustion using a Carlo Erba 1108 elemental analyzer coupled to a ThermoFinnigan Delta Plus XP isotope ratio mass spectrometer and corrected towards the same international standard materials as specified above. Analytical precision of internationally calibrated in-house standards was better than 0.2‰ for both δ<sup>13</sup>C and δ<sup>15</sup>N.

### Mixing models to estimate C<sub>4</sub> plant proportions

We performed all statistical data analyses in R, version 3.4.4 (R Core Team, 2018). To determine the proportion of C<sub>3</sub> versus C<sub>4</sub> plants in the diets of *Macrotermes* termite colonies, we employed a Mixing Model based on Gaussian likelihood running Markov Chain Monte Carlo (MCMC) analyses in the R-package “siar” version 4.2 [82] on the normally distributed variables δ<sup>13</sup>C and δ<sup>15</sup>N values we measured in termites. We determined the mean δ<sup>13</sup>C and δ<sup>15</sup>N values and their standard deviations for non-reproductive parts of C<sub>3</sub> plant sources of various species of trees and shrubs (leaves, bark) we measured from the three of the six field sites presented here. We limited the plant data to plants found in the same habitat types from which the termite samples were derived (as shown in Tables 1 and 2). We refer here to 13 samples from Issa [8], 14 from Kayan [3, 4] and five new isotope datapoints from Comoé GEPRENAF (see S3 Table). Given the environmental similarities between sites, these C<sub>3</sub> plants resulted in remarkably similar δ<sup>13</sup>C values for all three sites (mean δ<sup>13</sup>C -28.6 ± 1.3‰,

Table 2. *Macrotermes* δ<sup>13</sup>C and δ<sup>15</sup>N values from all sites in this study other than Issa Valley.

Location	Habitat	δ <sup>13</sup> C	δ <sup>13</sup> C Mean	SD (1)	Min	Max	δ <sup>15</sup> N	δ <sup>15</sup> N Mean	SD (1)	Min
<b>Bakoun</b>			<b>-23.8</b>	<b>1.2</b>	<b>-24.6</b>	<b>-21.2</b>		<b>-0.2</b>	<b>1.3</b>	<b>-1.4</b>
Bakoun	savanna-wooded	-24.5					-0.7			
Bakoun	savanna-wooded	-24.1					-0.5			
Bakoun	savanna-wooded	-24.1					1.3			
Bakoun	savanna-wooded	-24.6					-1.1			
Bakoun	gallery forest	-24.5					-1.2			
Bakoun	savanna-wooded	-21.2					1.9			
Bakoun	savanna-wooded	-23.6					-1.4			
<b>Gashaka</b>			<b>-24.7</b>	<b>1.6</b>	<b>-26.9</b>	<b>-21.6</b>		<b>-1.5</b>	<b>0.8</b>	<b>-2.3</b>
Gashaka	savanna-wooded	-25.3					-1.8			
Gashaka	savanna-wooded	-25.5					-1.4			
Gashaka	forest-mixed, open understory	-24.6					-2.2			
Gashaka	forest-mixed, closed understory	-24.4					-2.2			
Gashaka	forest-mixed, closed understory	-26.9					0.0			
Gashaka	savanna-wooded	-25.8					-2.3			
Gashaka	savanna-wooded	-21.6					-0.6			
Gashaka	savanna-wooded	-23.5					-1.8			
<b>Sobeya</b>			<b>-24.2</b>	<b>0.9</b>	<b>-25.1</b>	<b>-23.2</b>		<b>-0.8</b>	<b>0.7</b>	<b>-1.6</b>
Sobeya	savanna-wooded	-23.2					-0.2			
Sobeya	savanna-wooded	-25.1					-0.4			
Sobeya	fallow	-24.3					-1.6			
<b>Kayan</b>			<b>-25.9</b>	<b>0.5</b>	<b>-26.3</b>	<b>-25.2</b>		<b>0.2</b>	<b>0.9</b>	<b>-0.5</b>
Kayan	forest on rock	-25.2					-0.5			
Kayan	forest-bamboo	-26.3					1.5			
Kayan	forest-bamboo	-26.2					0.1			
Kayan	forest-bamboo	-25.7					-0.4			
<b>Comoé*</b>			<b>-24.1</b>	<b>2.1</b>	<b>-27.1</b>	<b>-20.7</b>		<b>4.0</b>	<b>2.2</b>	<b>1.4</b>
Comoé	savanna-herbs	-21.7					5.0			
Comoé	forest-mixed, open understory	-25.4					8.0			
Comoé	savanna on rock	-25.2					1.4			
Comoé	savanna-herbs	-23.3					4.3			
Comoé	savanna-herbs	-20.7					1.4			
Comoé	savanna-herbs	-22.6					3.7			
Comoé	forest-mixed, open understory	-27.1					6.2			
Comoé	forest-colonizing	-26.4					2.7			
Comoé	savanna-wooded	-24.2					2.9			

\* The site of Comoé GEPRENAF is here abbreviated as Comoé.

<https://doi.org/10.1371/journal.pone.0244685.t002>

mean δ<sup>15</sup>N 2.3 ± 2.3‰). Although all sites are considered savanna woodland sites and presumably C<sub>4</sub> grasses are abundant in the landscape, no systematic taxonomic survey of these plants was conducted. Consequently, C<sub>4</sub> plants were comparatively scant within our plant reference sample due to the emphasis on collecting species of known chimpanzee dietary relevance. As a result, we refer to the average δ<sup>13</sup>C value for African savanna C<sub>4</sub> plants of -12.5 ± 1‰ [58, 59, 83, 84]. Given the lack of published δ<sup>15</sup>N values for savanna woodland C<sub>4</sub> plants, we assigned the same mean δ<sup>15</sup>N value for the C<sub>4</sub> plants as we had calculated for C<sub>3</sub> plants.

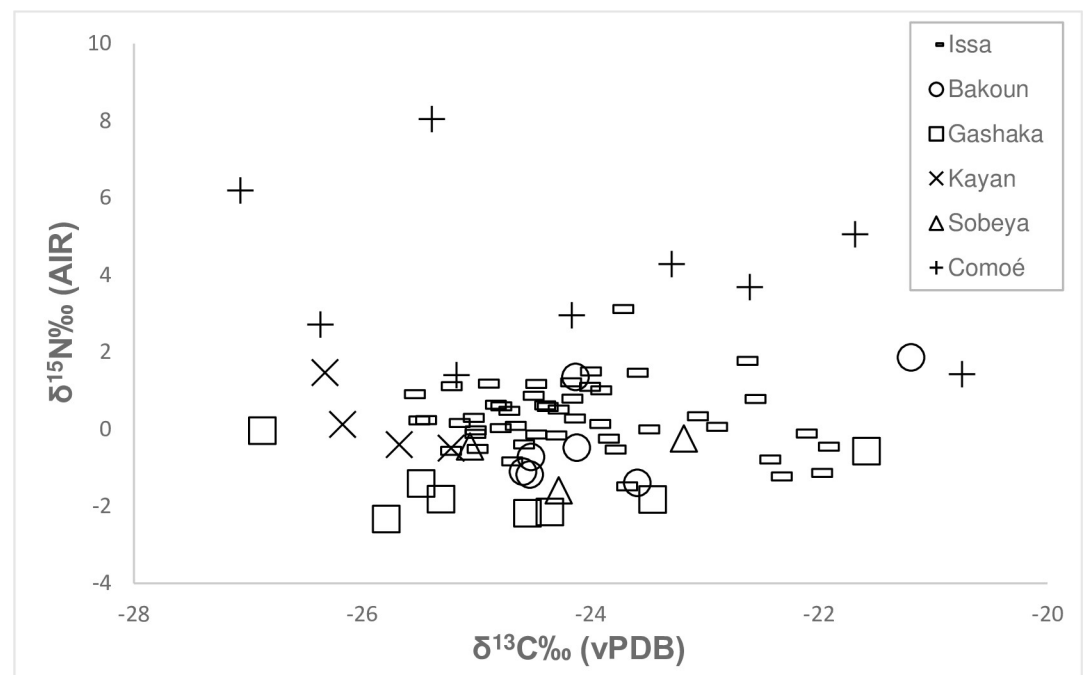
To correct the mixing model for isotopic fractionation ( $\Delta$ ) between diet and body tissue measured, we included a trophic enrichment factor of 2.3‰ for  $\delta^{13}\text{C}$  and 0.3‰ in  $\delta^{15}\text{N}$  following the only published  $\Delta$ -data available, at the time of analysis, for fungi-cultivating African termites [61]. We did not alter the trophic enrichment factor based on caste nor did we record the age-class of termites, although these parameters affect differential consumption of plant matter, fungus combs, and *Termitomyces* nodules [37, 39] that ultimately lead to differences in  $\delta^{13}\text{C}$  fractionation [40, 62]. Termites are observed to associate with N-recycling bacteria and contain a rich diversity of microbes in their gut aiding digestion resulting in fractionation factors that can range from  $-1.6\text{‰}$  to  $+8.8\text{‰}$  in  $\delta^{15}\text{N}$  and from  $-2.2\text{‰}$  to  $+3.0\text{‰}$  in  $\delta^{13}\text{C}$  in different termite species with different dietary specializations within the same forest [61].

### Assessing the effects of habitat and termite caste

We ran two linear mixed models (LMM) with Gaussian error structure using the lmer-function [85]. Our models tested the effect of the predictor's habitat type and termite caste on the responses  $\delta^{13}\text{C}$  and  $\delta^{15}\text{N}$  values measured in individual termites. By including the random effect of individual termite mounds, we accounted for multiple measurements per termite mound [86]. We obtained p-values by conducting likelihood ratio tests comparing each full model with a null model excluding the fixed effects. We tested the variance inflation factors (vif [87]) for each model and consistently obtained values around one. Finally, we inspected the normality and homogeneity of the residuals shown in a histogram, a qq-plot, and residuals plotted against fitted values and found no violation of model assumptions.

### Results

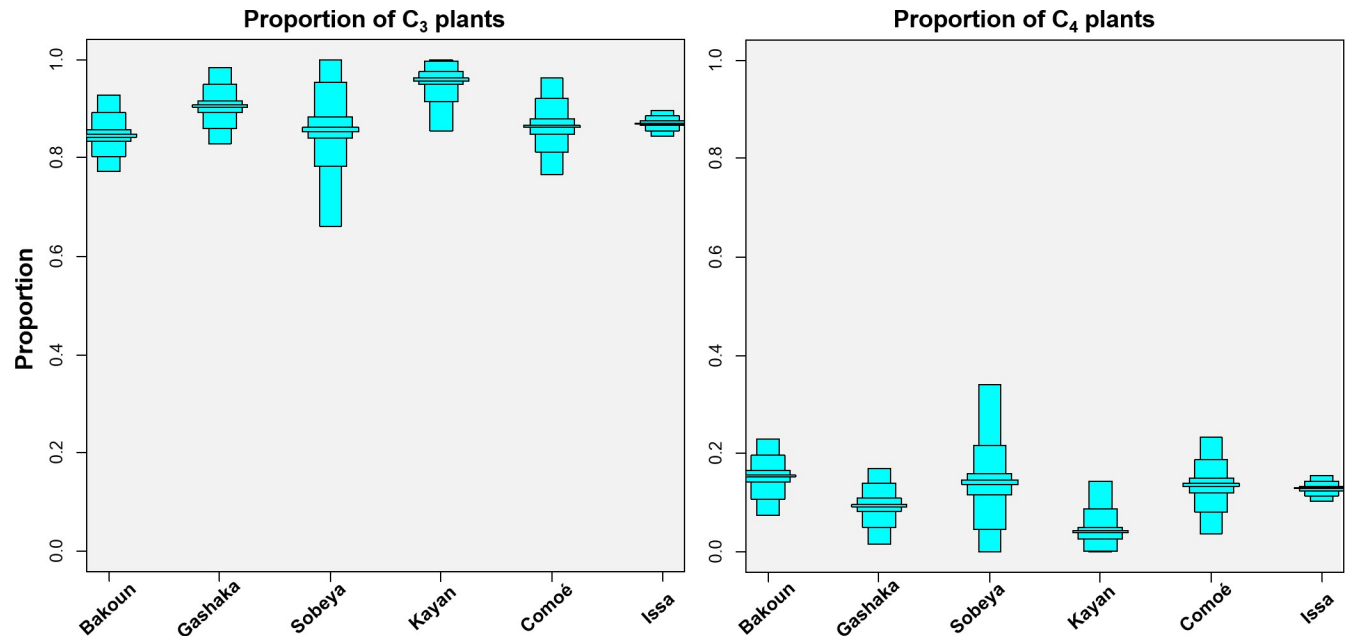
We measured the  $\delta^{13}\text{C}$  and  $\delta^{15}\text{N}$  values in 79 specimens of *Macrotermes* termites from six savanna woodland sites (Table 1, Fig 1) and present the raw data as well as site averages in



**Fig 1. Scatter plot showing the variation in  $\delta^{13}\text{C}$  and  $\delta^{15}\text{N}$  values of *Macrotermes* samples across the six savanna woodland sites in this study.**

<https://doi.org/10.1371/journal.pone.0244685.g001>





**Fig 2.** Boxplot illustrating the proportions of C<sub>3</sub> and C<sub>4</sub> plants in *Macrotermes* diets across sites as estimated by a stable isotope mixing model with credibility intervals set to 95, 75, and 25% (proportion of 1.0 = 100%).

<https://doi.org/10.1371/journal.pone.0244685.g002>

**Table 2.** Our mixing model estimates the relative amount of C<sub>4</sub> plant resources in termite diets are consistently below 15%. Average C<sub>4</sub> plant proportions in *Macrotermes* diet range from 5 to 15%, with the lowest C<sub>4</sub> proportions in Kayan, Senegal, the highest proportions at Bakoun, Guinea (Fig 2). The  $\delta^{13}\text{C}$  values of all termites measured in this study are indistinguishable from C<sub>3</sub> plants and can thus not be considered a C<sub>4</sub> food resource. Termite  $\delta^{13}\text{C}$  values across sites averaged at  $-24.3 \pm 1.3\text{‰}$  ( $1\sigma$ ), with the highest average  $\delta^{13}\text{C}$  values found at the site of Bakoun in Guinea with a mean of  $-23.8 \pm 1.2\text{‰}$  ( $1\sigma$ ) (Fig 1). Termite  $\delta^{15}\text{N}$  values varied between sites, ranging from  $-2.3\text{‰}$  to  $8.0\text{‰}$ , demonstrating considerable differences in plant baselines between sites [3]. Comoé GEPRENAF revealed the highest mean  $\delta^{15}\text{N}$  termite values ( $4.0 \pm 2.2\text{‰}$   $1\sigma$ ), whereas Gashaka in Nigeria showed comparatively low values ( $-1.5 \pm 0.8\text{‰}$   $1\sigma$ ).

The raw data from the Issa termites are presented separately in Table 3. The results of our LMMs suggest a strong influence of both fixed effects habitat and caste on the  $\delta^{13}\text{C}$  values of *M. subhyalinus* specimens from 12 different mounds at Issa ( $\chi^2 = 10.4$ ,  $df = 4$ ,  $p < 0.001$ ), but no effect on the  $\delta^{15}\text{N}$  values ( $\chi^2 = 2.4$ ,  $df = 4$ ,  $p = 0.649$ ). The effect of caste on the  $\delta^{13}\text{C}$  values was highly significant ( $\chi^2 = 31.0$ ,  $df = 2$ ,  $p < 0.001$ ). Estimates indicate that major soldiers are on average  $0.6\text{‰}$  lower in  $\delta^{13}\text{C}$  than workers and on average  $0.7\text{‰}$  lower than minor soldiers (Fig 3). In the  $\delta^{13}\text{C}$  model, the effect of habitat was significant ( $\chi^2 = 9.1$ ,  $df = 2$ ,  $p = 0.010$ ) with estimates suggesting  $1.7\text{‰}$  lower  $\delta^{13}\text{C}$  values in savanna woodland (miombo) areas and  $0.4\text{‰}$  lower  $\delta^{13}\text{C}$  values in gallery forest compared to newly colonizing forest areas (Fig 4). We present the estimates of the  $\delta^{13}\text{C}$  and  $\delta^{15}\text{N}$  models in S1 and S2 Tables.

## Discussion

We report here the  $\delta^{13}\text{C}$  and  $\delta^{15}\text{N}$  values of termites belonging to the genus *Macrotermes* from six savanna woodland chimpanzee field sites in equatorial Africa. All sites except for Gashaka in Nigeria bear evidence that chimpanzees utilize these termites as a feeding resource [67]. We

**Table 3. *Macrotermes subhyalinus* δ<sup>13</sup>C and δ<sup>15</sup>N values by caste from the Issa Valley.**

Habitat	Caste	δ <sup>13</sup> C	δ <sup>13</sup> C Mean	SD (1)	Min	Max	δ <sup>15</sup> N	δ <sup>15</sup> N Mean	SD (1)	Min	Max
<b>All habitats</b>	<b>All castes</b>		<b>-24.2</b>	<b>1.0</b>	<b>-25.6</b>	<b>-22.0</b>		<b>0.3</b>	<b>0.9</b>	<b>-1.5</b>	<b>3.1</b>
forest-colonizing	major soldier	-24.7					0.1				
forest-colonizing	major soldier	-25.1					0.0				
gallery forest	major soldier	-25.1					-0.1				
gallery forest	major soldier	-24.2					0.8				
gallery forest	major soldier	-25.6					0.2				
gallery forest	major soldier	-25.0					1.2				
gallery forest	major soldier	-24.9					0.6				
gallery forest	major soldier	-25.5					0.2				
gallery forest	major soldier	-24.8					0.5				
gallery forest	major soldier	-25.6					0.9				
gallery forest	major soldier	-24.1					1.1				
gallery forest	major soldier	-25.3					1.1				
savanna-wooded	major soldier	-22.4					-1.2				
savanna-wooded	major soldier	-24.6					1.2				
savanna-wooded	major soldier	-23.9					-0.5				
savanna-wooded	major soldier	-23.8					-1.5				
<b>All habitats</b>	<b>major soldier</b>		<b>-24.7</b>	<b>0.8</b>	<b>-25.6</b>	<b>-22.4</b>		<b>0.3</b>	<b>0.8</b>	<b>-1.5</b>	<b>1.2</b>
forest-colonizing	minor soldier	-24.6					-0.1				
forest-colonizing	minor soldier	-24.4					-0.2				
gallery forest	minor soldier	-23.9					-0.3				
gallery forest	minor soldier	-24.0					1.0				
gallery forest	minor soldier	-24.9					0.6				
gallery forest	minor soldier	-24.6					0.9				
gallery forest	minor soldier	-24.5					0.6				
gallery forest	minor soldier	-25.1					0.3				
gallery forest	minor soldier	-24.4					0.5				
gallery forest	minor soldier	-22.6					0.8				
gallery forest	minor soldier	-24.0					0.1				
savanna-wooded	minor soldier	-22.1					-1.1				
savanna-wooded	minor soldier	-23.7					1.5				
savanna-wooded	minor soldier	-23.1					0.3				
savanna-wooded	minor soldier	-22.5					-0.8				
<b>All habitats</b>	<b>minor soldier</b>		<b>-23.9</b>	<b>0.9</b>	<b>-25.1</b>	<b>-22.1</b>		<b>0.3</b>	<b>0.7</b>	<b>-1.1</b>	<b>1.5</b>
forest-colonizing	worker	-25.3					-0.6				
forest-colonizing	worker	-24.8					-0.8				
gallery forest	worker	-23.6					0.0				
gallery forest	worker	-24.1					1.5				
gallery forest	worker	-25.1					-0.5				
gallery forest	worker	-24.3					1.2				
gallery forest	worker	-24.5					0.6				
gallery forest	worker	-25.2					0.2				
gallery forest	worker	-24.7					-0.4				
gallery forest	worker	-24.9					0.0				
gallery forest	worker	-22.7					1.8				
gallery forest	worker	-24.2					0.3				
savanna-wooded	worker	-22.0					-0.5				

(Continued)

Table 3. (Continued)

Habitat	Caste	$\delta^{13}\text{C}$	$\delta^{13}\text{C}$ Mean	SD (1)	Min	Max	$\delta^{15}\text{N}$	$\delta^{15}\text{N}$ Mean	SD (1)	Min	Max
All habitats	All castes		-24.2	1.0	-25.6	-22.0		0.3	0.9	-1.5	3.1
savanna-wooded	worker	-23.8					3.1				
savanna-wooded	worker	-23.0					0.1				
savanna-wooded	worker	-22.2					-0.1				
All habitats	worker		-24.0	1.1	-25.3	-22.0		0.4	1.1	-0.8	3.1

<https://doi.org/10.1371/journal.pone.0244685.t003>

interpret the considerable range  $\delta^{15}\text{N}$  values reported here to be primarily a result of differences in the plant baseline values between the six sites [3]. Although these  $\delta^{15}\text{N}$  values add to the published database on *Macrotermes* isotope values, our research interests are primarily concerned with  $\delta^{13}\text{C}$  values of which will be the focus of our discussion. Across sites we quantified the potential C<sub>4</sub> plant consumption in these termites and found that C<sub>4</sub> plants are a marginal and insignificant part of *Macrotermes* diets (5–15%, Fig 2). The range of *Macrotermes*  $\delta^{13}\text{C}$  values (mean  $-24.3 \pm 1.3\text{‰}$ ) are indistinguishable from C<sub>3</sub> plants and thus these termites cannot be considered a C<sub>4</sub> food resource (C<sub>4</sub> mean =  $-12.5 \pm 1.0\text{‰}$ ). The *Macrotermes* spp.

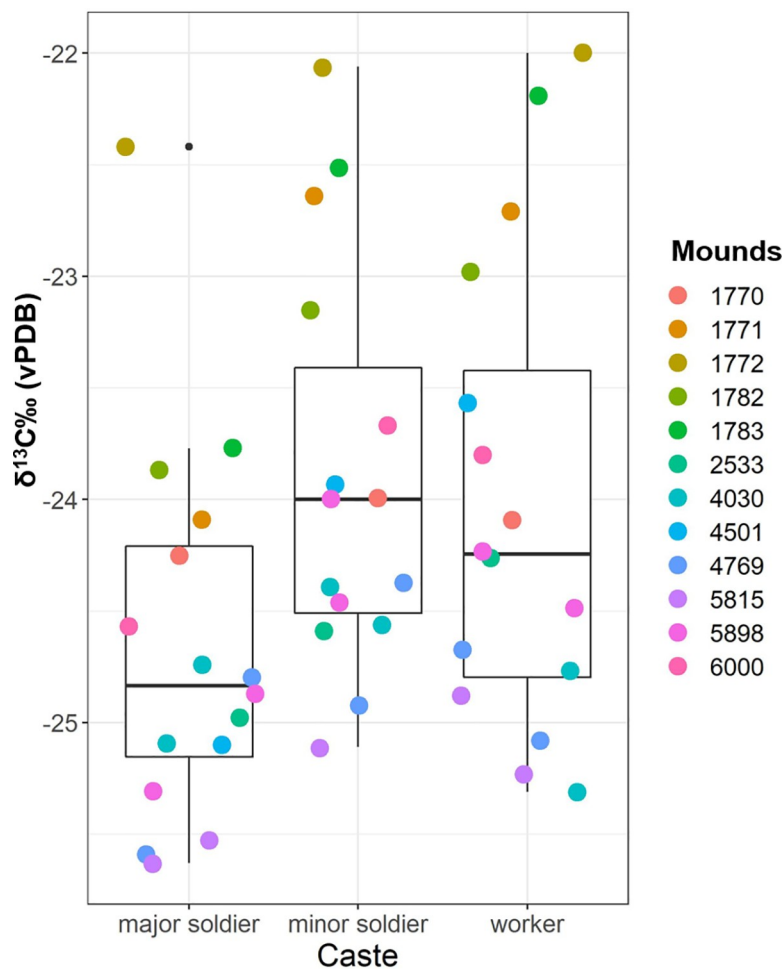
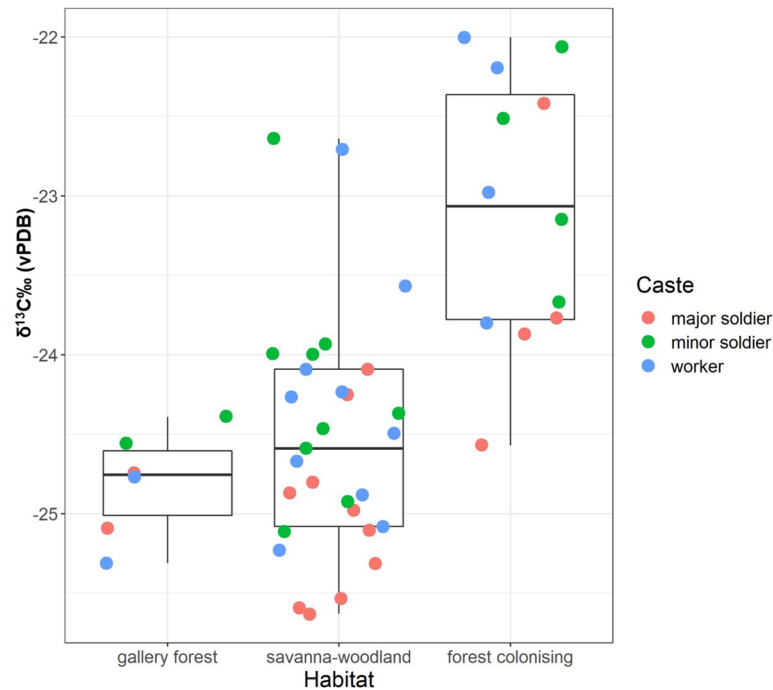


Fig 3. Whisker boxplot illustrating the effect of caste on the  $\delta^{13}\text{C}$  values of Issa Valley *Macrotermes subhyalinus*.

<https://doi.org/10.1371/journal.pone.0244685.g003>



**Fig 4.** Whisker boxplot illustrating the effect of habitat type on the  $\delta^{13}\text{C}$  values of Issa Valley *Macrotermes subhyalinus*.

<https://doi.org/10.1371/journal.pone.0244685.g004>

isotope values that we report here are important in the context of subtle  $^{13}\text{C}$ -enrichments observed in isotopic values from savanna dwelling chimpanzee populations. Although a preservation effect of up to 1.5‰ may have an influence the  $\delta^{13}\text{C}$  values of the termite samples analyzed here, this effect would not substantively alter the conclusions of this study. If anything, a preservation effect would be likely to enrich  $\delta^{13}\text{C}$  values [76] and could thus partially explain the slight C<sub>4</sub> signal seen in our mixing models across all six sites. In the case of termite sampled from Issa, in which castes and habitat type were analyzed, all samples were preserved in the same manner. Thus, significant differences in observed  $\delta^{13}\text{C}$  values between samples from different castes and habitat types that are less than 1.5‰ are still substantive findings and relevant for discussion.

Relatively high  $\Delta^{13}\text{C}$  values were detected in chimpanzees from Senegal that suggests potential input of C<sub>4</sub> resources in chimpanzee diets [4]. Here we provide mixing models results for *Macrotermes sp.* samples collected at Kayan that suggest minimal (5%) input from C<sub>4</sub> vegetation (Fig 2), therefore positioning *Macrotermes* as an unlikely contributor to the comparatively high  $\delta^{13}\text{C}$  values of -23.0‰ [3] measured in the Kayan chimpanzees. Wessling and colleagues [4] report even higher  $\delta^{13}\text{C}$  values of -21.7‰ within a population of chimpanzees further to the north of Senegal, Hérémakhono, but *Macrotermes* samples from that site were not analyzed in that study.

A north to south decline in tree density was observed across Senegalese sites in Wessling et al. [4] with the lowest tree coverage observed at the site of Hérémakhono. Tree density is consistently lower in both Kayan and Hérémakhono relative to the site of Dindéfelo. The latter is a site much more similar in structure to Bakoun and Sobeya [90]. It is possible that Hérémakhono contains fewer trees and a greater proportion of grasses than Kayan and that *Macrotermes* at Hérémakhono may therefore be further  $\delta^{13}\text{C}$  enriched relative to Kayan samples. However, that we do not by extension see the converse pattern of lower  $\delta^{13}\text{C}$  values from

Sobeya and Bakoun, which are two sites that are presumably more heavily forested than Kayan, relative to Kayan *Macrotermes* samples suggests that variation in grass coverage as a determinant of C<sub>4</sub> consumption by *Macrotermes* is unlikely to be a considerable contribution to chimpanzee isotopic variation.

Further, while it is parsimonious to assume that other chimpanzee communities in Senegal rely on *Macrotermes* consumption to similar degrees as the nearby Fongoli chimpanzees [43], our termite isotope data do not suggest that this feeding behavior will considerably affect patterns of  $\delta^{13}\text{C}$  values variation without the unlikely scenario that Kayan *Macrotermes* samples differ considerably from their Senegalese counterparts. Instead, our results support the hypothesis that these Senegalese chimpanzees may engage in wild C<sub>4</sub> plant consumption or even crop-raiding on domestic C<sub>4</sub> plants [4]. We cannot exclude the possibility that termites at other chimpanzee sites studied by Wessling and colleagues [4] rely more heavily on C<sub>4</sub> resources as they were not sampled in this study.

Our study also aimed to test the effect of caste on *Macrotermes*  $\delta^{13}\text{C}$  and  $\delta^{15}\text{N}$  values. *Macrotermes* worker castes feed other colony members. Workers forage for food that they may eat themselves or store in reserves. Soldiers by contrast, depend on the workers to directly feed them pieces fungal comb material [37]. Additionally, the worker castes support the growth of the *Termitomyces* fungal comb with their feces that helps to promote the production of fungal nodules that are additionally consumed by some termites within the colony [37, 40]. Carbon fractionation occurs in the plant matter, fungal combs, and *Termitomyces* nodules within a *Macrotermes* colony [40, 62]. The consumption of these food sources varies between colony members based on caste and age-class [37, 39], but the exact contributions of *Termitomyces* nodules in food processing within a mound remains uncertain [40]. We incorporated a trophic enrichment factor into our mixing model according to comparable  $\Delta$ -data available at the time of analysis (but see [40]). However, our trophic enrichment factor was not altered based on caste and we did not record the age-class of termites. These uncertainties, in addition to probable differences in carbon fractionation between *Macrotermes* species, impose possible limitations that may be considered in the context of the results from our mixing model. The data reported here from the Issa Valley, in which we collected individuals from each caste from 12 mounds, suggests that minor soldiers and workers are significantly higher in  $\delta^{13}\text{C}$  than major soldiers (Fig 3) and that there is no detectable effect of caste on the  $\delta^{15}\text{N}$  values. Young workers may subsist partly on <sup>13</sup>C-enriched *Termitomyces* nodules [37] that may account for the difference in  $\delta^{13}\text{C}$  values observed between workers and major soldiers here and in previous research [40]. Differences in  $\delta^{13}\text{C}$  values between major and minor soldiers has also been reported for *Macrotermes* in Kenya [40] but the underlying mechanism remains unclear as both similarly depend on being fed fungal comb material. Depletion of  $\delta^{13}\text{C}$  values in major soldiers compared to other castes adds important context to the data reported for the Issa Valley.

We found that in the Issa Valley, habitat type also had a significant effect on  $\delta^{13}\text{C}$ , but not on  $\delta^{15}\text{N}$  values. According to the habitat description protocol [72, 73], “forest-colonizing” describes habitats in which a mature forest expands into a non-forest area (i.e. savanna woodland in this case), whereas “gallery forest” describes forests in direct proximity to a river. And “savanna-wooded” describes areas that are dominated by grasses or ferns but also contain significant interspersed wooded vegetation. Termites foraging within savanna wooded sites may reasonably be expected to have the highest  $\delta^{13}\text{C}$  values due to the relative abundance of C<sub>4</sub> grasses. However, our mixing model demonstrates that Issa Valley termites within forest-colonizing habitats were more enriched in  $\delta^{13}\text{C}$  than either gallery forests or savanna-wooded habitats (Fig 4). These results may be attributable to the “canopy effect” in which dense forest canopies produce depleted  $\delta^{13}\text{C}$  values in understory vegetation less exposed to sunlight and

atmospheric carbon [3, 91, 92]. The young and small trees from a colonizing forest segment may not cause a canopy effect as much as the mature trees in the gallery forest or even the sparse, yet larger, trees within a savanna-wooded habitat. Another possibility is that the forest-colonizing habitat provides less suitable food and the termites compensated by foraging on comparatively more C<sub>4</sub> sources. However, we did not conduct vegetation plots at the termite-mounds for this study and thus any consequent interpretations are limited.

We collected termites at various wet and dry seasons at the six sites in our study. While Issa and Gashaka samples were collected in both wet and dry seasons, the samples from the other four sites were collected during either one or the other (Table 1). Some chimpanzee communities preferentially feed on *Macrotermes* during the rainy season while other communities termite-fish throughout the year [66]. It is worth noting that the samples from Kayan were collected during the rainy season and that the nearby chimpanzee community at Fongoli are known to feed on *Macrotermes* throughout the year [43]. Though it is conceivable that termites could have higher  $\delta^{13}\text{C}$  values in the dry season if they are more dependent on C<sub>4</sub> grasses at that time, if anything one would expect a bias towards higher  $\delta^{13}\text{C}$  values during the wet season when grasses are generally more abundant. Our findings suggest that *Macrotermes* at savanna woodland chimpanzee sites do not depend heavily on C<sub>4</sub> resources in either rainy or dry seasons.

Several scholars have proposed that termites could have been exploited by hominins with the use of tools [93, 94] comparable or even more derived than what we see in chimpanzees across Africa today (summarized in [27]). Bone tool replicas used to dig into *Trinervitermes* mounds developed striation marks significantly similar to bone tool fossils discovered in Swartkrans [93]. Lesnik [94] replicated Backwell and d'Errico's 2001 method of experimental bone tool use on both *Trinervitermes* and *Macrotermes* mounds for comparison. Although not able to fully distinguish between *Trinervitermes* and *Macrotermes* wear patterns, Lesnik's analysis introduced *Macrotermes* as an appealing alternative hypothesis to *Trinervitermes* as a genus targeted by hominins. Although we cannot refute this hypothesis, our data suggests that *Macrotermes* at the six savanna woodland sites in our study are isotopically distinct from C<sub>4</sub> resources and thus unlikely to have contributed to the enriched  $\delta^{13}\text{C}$  values found in some chimpanzees and early hominins.

Further, one should note that previous studies [58, 60] that found substantially higher  $\delta^{13}\text{C}$  values in *Macrotermes*, were conducted in environments outside of the range of extant chimpanzees, which suggest that these locations lack the climate and vegetation structure chimpanzees need to survive. Direct comparisons between the *Macrotermes* isotope values presented here and in previous studies are further complicated due to varying sampling methodologies. Schyra and team [60] report  $\delta^{13}\text{C}$  values approximately 4–5‰ higher relative to the mean values reported here. However, only the workers were sampled in the former study, which hinders comparisons given the inconsistencies in  $\delta^{13}\text{C}$  between castes of the same colony reported here and elsewhere [40, 62]. Still, it is unlikely that worker termites would be that dissimilar from soldiers and thus, these results are worth careful consideration to the interpretations made here. More notably divergent, however, are the values reported in Boutton, Arshad, and Tieszen's flagship study on *Macrotermes* isotope values within two Kenyan grassland habitats [58]. Among the nonreproductive castes, the  $\delta^{13}\text{C}$  values reported were roughly -15‰ at Kaijado and -19‰ at Ruiru. The researchers exclusively sampled termite head tissues in that study so as to minimize isotopic variation due to sampling various body parts [58]. Again, incomparable methodologies obfuscate direct comparison to the present study in which we sampled the complete termite as various body parts differentially affect isotopic signatures [95, 96]. Additionally, as the objective of this study is to assess the isotopic value of *Macrotermes* as a food source, the samples here also include termite gut content that may have an effect on the

resulting isotope values. Nevertheless, these dissimilar results from the Kenyan grassland sites add important context to the present study and further highlight the influence of habitat on *Macrotermes* diets. Still, the data presented here on whole termite bodies from extant chimpanzee habitats are likely to be more relevant to isotopic ecology of chimpanzees as well as hominins that are hypothesized to live in similar savanna woodland environments [97, 98]. Our overall results indicate that *Macrotermes* inhabiting savanna woodland habitats in Africa can reveal C<sub>3</sub> plant-based diets and do not seem to uphold as a reliable source of high  $\delta^{13}\text{C}$  values in chimpanzees. Our data further illustrate the value of cross-site comparisons and the importance of corresponding habitat data when considering the isotopic signatures of potential food resources in primate isotope ecology and paleodietary analyses.

## Supporting information

**S1 Table. Model estimates, standard error (SE), t-values and p-values for each fixed effect in the model testing for habitat and caste differences in Issa termite  $\delta^{13}\text{C}$  values.**

(PDF)

**S2 Table. Model estimates, standard error (SE), t-values and p-values for each fixed effect in the model testing for habitat and caste differences in Issa termite  $\delta^{15}\text{N}$  values.**

(PDF)

**S3 Table. Plant stable isotope data for the site of Comoé GEPRENAF used in the stable isotope mixing models.**

(PDF)

## Acknowledgments

We thank our local field assistants for their support in sample collection. We thank the UCSC stable isotope lab staff Colin Carney as well as the staff at IsoDetect for their help with isotope analysis. We also thank Henk Eshuis and Mizuki Murai for their contribution to the PanAf sample and data collection. UCSD/Salk Center for Academic Research and Training in Anthropogeny (CARTA) provided ongoing support to GMERC and the Issa Valley research station. The following institutions supported sample collection in the field: *Ministere des Eaux et Forets, Cote d'Ivoire*, *Ministere de l'Agriculture de l'Elevage et des Eaux et Forets Guinea*, National Park Service Nigeria, *Direction des Eaux, Forêts, Chasses et de la Conservation des Sols, Senegal*, and the Tanzania Wildlife Research Institute. We were kindly supported by our partners from the Wild Chimpanzee Foundation, Emmanuelle Normand, Vincent Lapeyre, and Virginie Vergnes.

## Author Contributions

**Conceptualization:** Seth Phillips, Alex Piel, Vicky M. Oelze.

**Data curation:** Seth Phillips, Vicky M. Oelze.

**Formal analysis:** Seth Phillips, Rudolf H. Scheffrahn, Vicky M. Oelze.

**Funding acquisition:** Mimi Arandjelovic, Hjalmar Kühl, Christophe Boesch, Vicky M. Oelze.

**Methodology:** Anthony Agbor, Gregory Brazzola, Alexander Tickle, Vicky M. Oelze.

**Project administration:** Paula Dieguez, Mimi Arandjelovic, Hjalmar Kühl, Christophe Boesch.

**Supervision:** Vicky M. Oelze.

**Visualization:** Vicky M. Oelze.

**Writing – original draft:** Seth Phillips, Alex Piel, Fiona Stewart, Volker Sommer, Vicky M. Oelze.

**Writing – review & editing:** Seth Phillips, Rudolf H. Scheffrahn, Alex Piel, Fiona Stewart, Volker Sommer, Erin G. Wessling, Vicky M. Oelze.

## References

1. Whiten A, Goodall J, McGrew WC, Nishida T, Reynolds V, Sugiyama Y, et al. Cultures in chimpanzees. *Nature*. 1999; 399(6737):682–685. <https://doi.org/10.1038/21415> PMID: 10385119
2. Wrangham RW, McGrew WC, De Waal F. Chimpanzee cultures. Harvard University Press; 1996.
3. Oelze VM, Fahy G, Hohmann G, Robbins MM, Leinert V, Lee K, et al. Comparative isotope ecology of African great apes. *J Hum Evol*. 2016; 101:1–16. <https://doi.org/10.1016/j.jhevol.2016.08.007> PMID: 27886808
4. Wessling EG, Oelze VM, Eshuis H, Pruetz JD, Kühl HS. Stable isotope variation in savanna chimpanzees (*Pan troglodytes verus*) indicate avoidance of energetic challenges through dietary compensation at the limits of the range. *Am J Phys Anthropol*. 2019; 168(4):665–675. <https://doi.org/10.1002/ajpa.23782> PMID: 30693959
5. Loudon JE, Sandberg PA, Wrangham RW, Fahey B, Sponheimer M. The stable isotope ecology of Pan in Uganda and beyond. *Am J Primatol*. 2016; 78(10):1070–1085. <https://doi.org/10.1002/ajp.22552> PMID: 27188271
6. Schoeninger MJ, Moore J, Sept JM. Subsistence strategies of two “savanna” chimpanzee populations: The stable isotope evidence. *Am J Primatol*. 1999; 49(4):297–314. [https://doi.org/10.1002/\(SICI\)1098-2345\(199912\)49:4<297::AID-AJP2>3.0.CO;2-N](https://doi.org/10.1002/(SICI)1098-2345(199912)49:4<297::AID-AJP2>3.0.CO;2-N) PMID: 10553959
7. Schoeninger MJ, Most CA, Moore JJ, Somerville AD. Environmental variables across Pan troglodytes study sites correspond with the carbon, but not the nitrogen, stable isotope ratios of chimpanzee hair. *Am J Primatol*. 2016; 78(10):1055–1069. <https://doi.org/10.1002/ajp.22496> PMID: 26513527
8. van Casteren A, Oelze VM, Angedakin S, Kalan AK, Kambi M, Boesch C, et al. Food mechanical properties and isotopic signatures in forest versus savannah dwelling eastern chimpanzees. *Commun Biol*. 2018; 1(1):1–10. <https://doi.org/10.1038/s42003-018-0115-6> PMID: 30271989
9. Crowley BE. Stable isotope techniques and applications for primatologists. *Int J Primatol*. 2012; 33(3):673–701.
10. Sandberg PA, Loudon JE, Sponheimer M. Stable isotope analysis in primatology: a critical review. *Am J Primatol*. 2012; 74(11):969–989. <https://doi.org/10.1002/ajp.22053> PMID: 23015270
11. Carlson BA, Crowley BE. Variation in carbon isotope values among chimpanzee foods at Ngogo, Kibale National Park and Bwindi Impenetrable National Park, Uganda. *Am J Primatol*. 2016; 78(10):1031–1040. <https://doi.org/10.1002/ajp.22540> PMID: 26918258
12. Carlson BA, Kingston JD. Chimpanzee isotopic ecology: A closed canopy C<sub>3</sub> template for hominin dietary reconstruction. *J Hum Evol*. 2014; 76:107–115. <https://doi.org/10.1016/j.jhevol.2014.06.001> PMID: 24993419
13. Blumenthal SA, Rothman JM, Chritz KL, Cerling TE. Stable isotopic variation in tropical forest plants for applications in primatology. *Am J Primatol*. 2016; 78(10):1041–1054. <https://doi.org/10.1002/ajp.22488> PMID: 26444915
14. Smith CC, Morgan ME, Pilbeam D. Isotopic ecology and dietary profiles of Liberian chimpanzees. *J Hum Evol*. 2010; 58(1):43–55. <https://doi.org/10.1016/j.jhevol.2009.08.001> PMID: 19796791
15. Sponheimer M, Loudon JE, Codron D, Howells M, Pruetz JD, Codron J, et al. Do “savanna” chimpanzees consume C<sub>4</sub> resources? *J Hum Evol*. 2006; 51(2):128–133. <https://doi.org/10.1016/j.jhevol.2006.02.002> PMID: 16630647
16. Sponheimer M, Lee-Thorp JA. Differential resource utilization by extant great apes and australopithecines: towards solving the C<sub>4</sub> conundrum. *Comp Biochem Physiol A Mol Integr Physiol*. 2003; 136(1):27–34. [https://doi.org/10.1016/s1095-6433\(03\)00065-5](https://doi.org/10.1016/s1095-6433(03)00065-5) PMID: 14527627
17. Oelze VM, Head JS, Robbins MM, Richards M, Boesch C. Niche differentiation and dietary seasonality among sympatric gorillas and chimpanzees in Loango National Park (Gabon) revealed by stable isotope analysis. *J Hum Evol*. 2014; 66:95–106. <https://doi.org/10.1016/j.jhevol.2013.10.003> PMID: 24373257



18. Deblauwe I, Janssens GP. New insights in insect prey choice by chimpanzees and gorillas in southeast Cameroon: the role of nutritional value. *Am J Phys Anthropol.* 2008; 135(1):42–55. <https://doi.org/10.1002/ajpa.20703> PMID: 17902166
19. O'Malley RC, Power ML. The energetic and nutritional yields from insectivory for Kasekela chimpanzees. *J Hum Evol.* 2014; 71:46–58. <https://doi.org/10.1016/j.jhevol.2013.09.014> PMID: 24698197
20. Reynolds V, Pascual-Garrido A, Lloyd AW, Lyons P, Hobaiter C. Possible mineral contributions to the diet and health of wild chimpanzees in three East African forests. *Am J Primatol.* 2019;e978. <https://doi.org/10.1002/ajp.22978> PMID: 31090097
21. Mills A, Milewski A, Fey M, Groengroeft A, Petersen A. Fungus culturing, nutrient mining and geophagy: a geochemical investigation of *Macrotermes* and *Trinervitermes* mounds in southern Africa. *J Zool.* 2009; 278(1):24–35.
22. Seymour C, Milewski A, Mills A, Joseph G, Cumming G, Cumming D, et al. Do the large termite mounds of *Macrotermes* concentrate micronutrients in addition to macronutrients in nutrient-poor African savannas? *Soil Biol Biochem.* 2014; 68:95–105.
23. Kalumanga E, Mpanduji DG, Cousins SA. Geophagic termite mounds as one of the resources for African elephants in Ugalla Game Reserve, Western Tanzania. *Afr J Ecol.* 2017; 55(1):91–100.
24. Boesch C, Kalan AK, Mundry R, Arandjelovic M, Pika S, Dieguez P, et al. Chimpanzee ethnography reveals unexpected cultural diversity. *Nat Hum Behav.* 2020;1–7. <https://doi.org/10.1038/s41562-020-0818-9> PMID: 31965067
25. Lesnik JJ. Termites in the hominin diet: A meta-analysis of termite genera, species and castes as a dietary supplement for South African robust Australopithecines. *J Hum Evol.* 2014; 71:94–104. <https://doi.org/10.1016/j.jhevol.2013.07.015> PMID: 24613098
26. McGrew WC, McGrew WC. Chimpanzee material culture: implications for human evolution. Cambridge University Press; 1992.
27. Sanz CM, Deblauwe I, Tagg N, Morgan DB. Insect prey characteristics affecting regional variation in chimpanzee tool use. *J Hum Evol.* 2014; 71:28–37. <https://doi.org/10.1016/j.jhevol.2013.07.017> PMID: 24602365
28. van Lawick-Goodall J. The behaviour of free-living chimpanzees in the Gombe Stream Reserve. *Anim Behav Monogr.* 1968;1:161–IN12.
29. Webster TH, McGrew WC, Marchant LF, Payne CL, Hunt KD. Selective insectivory at Toro-Semliki, Uganda: Comparative analyses suggest no 'savanna' chimpanzee pattern. *J Hum Evol.* 2014; 71:20–27. <https://doi.org/10.1016/j.jhevol.2014.02.005> PMID: 24792877
30. Traniello JFA, Leuthold RH. Behavior and Ecology of Foraging in Termites. In: Abe T, Bignell DE, Higashi M, editors. *Termites: Evolution, Sociality, Symbioses, Ecology* [Internet]. Dordrecht: Springer Netherlands; 2000. p. 141–168. Available from: [https://doi.org/10.1007/978-94-017-3223-9\\_7](https://doi.org/10.1007/978-94-017-3223-9_7)
31. Korb J. Termite mound architecture, from function to construction. In: *Biology of termites: a modern synthesis.* Springer; 2010. p. 349–373.
32. Korb J, Linsenmair K. The effects of temperature on the architecture and distribution of *Macrotermes bellicosus* (*Isoptera, Macrotermitinae*) mounds in different habitats of a West African Guinea savanna. *Insectes Sociaux.* 1998; 45(1):51–65.
33. Pomeroy D. The abundance of large termite mounds in Uganda in relation to their environment. *J Appl Ecol.* 1978;51–63.
34. Ruelle JE. Revision of the termites of the genus *Macrotermes* from the Ethiopian region (*Isoptera: Termitidae*). *Brit Mus Nat Hist Bull Entomol.* 1970
35. Darlington JP. Nutrition and evolution in fungus-growing termites. *Nourishment Evol Insect Soc.* 1994;105–130.
36. Sands W. Termites as pests of tropical food crops. *PANS Pest Artic News Summ.* 1973; 19(2):167–177.
37. Badertscher S, Gerber C, Leuthold R. Polyethism in food supply and processing in termite colonies of *Macrotermes subhyalinus* (*Isoptera*). *Behav Ecol Sociobiol.* 1983; 12(2):115–119.
38. Leuthold R, Badertscher S, Imboden H. The inoculation of newly formed fungus comb with *Termitomyces* in *Macrotermes* colonies (*Isoptera, Macrotermitinae*). *Insectes Sociaux.* 1989; 36(4):328–338.
39. Sieber R, Leuthold R. Behavioural elements and their meaning in incipient laboratory colonies of the fungus-growing Termite *Macrotermes michaelsoni* (*Isoptera: Macrotermitinae*). *Insectes Sociaux.* 1981; 28(4):371–382.
40. Vesala R, Arppe L, Rikkinen J. Caste-specific nutritional differences define carbon and nitrogen fluxes within symbiotic food webs in African termite mounds. *Sci Rep.* 2019; 9(1):1–11. <https://doi.org/10.1038/s41598-018-37186-2> PMID: 30626917

41. Stewart FA, Piel AK. Termite fishing by wild chimpanzees: new data from Ugalla, western Tanzania. *Primates*. 2014; 55(1):35–40. <https://doi.org/10.1007/s10329-013-0362-6> PMID: 23720026
42. Pruett JD. Feeding ecology of savanna chimpanzees (*Pan troglodytes verus*) at Fongoli, Senegal. *Feed Ecol Apes Primates*. 2006;326–364.
43. Bogart SL, Pruett JD. Insectivory of savanna chimpanzees (*Pan troglodytes verus*) at Fongoli, Senegal. *Am J Phys Anthropol*. 2011; 145(1):11–20. <https://doi.org/10.1002/ajpa.21452> PMID: 21484757
44. Brandl R, Hyodo F, von Korff-Schmising M, Maekawa K, Miura T, Takematsu Y, et al. Divergence times in the termite genus *Macrotermes* (Isoptera: Termitidae). *Mol Phylogenet Evol*. 2007; 45(1):239–250. <https://doi.org/10.1016/j.ympev.2007.07.007> PMID: 17714956
45. Lesnik JJ. *Edible Insects and Human Evolution*. University Press of Florida; 2018.
46. Cerling TE, Mbua E, Kirera FM, Manthi FK, Grine FE, Leakey MG, et al. Diet of *Paranthropus boisei* in the early Pliocene of East Africa. *Proc Natl Acad Sci*. 2011; 108(23):9337–9341. <https://doi.org/10.1073/pnas.1104627108> PMID: 21536914
47. Cerling TE, Manthi FK, Mbua EN, Leakey LN, Leakey MG, Leakey RE, et al. Stable isotope-based diet reconstructions of Turkana Basin hominins. *Proc Natl Acad Sci*. 2013; 110(26):10501–10506. <https://doi.org/10.1073/pnas.1222568110> PMID: 23733966
48. Lee-Thorp J, Likius A, Mackaye HT, Vignaud P, Sponheimer M, Brunet M. Isotopic evidence for an early shift to C<sub>4</sub> resources by Pliocene hominins in Chad. *Proc Natl Acad Sci*. 2012; 109(50):20369–20372. <https://doi.org/10.1073/pnas.1204209109> PMID: 23150583
49. Lee-Thorp JA, Sponheimer M, Passey BH, de Ruiter DJ, Cerling TE. Stable isotopes in fossil hominin tooth enamel suggest a fundamental dietary shift in the Pliocene. *Philos Trans R Soc B Biol Sci*. 2010; 365(1556):3389–3396. <https://doi.org/10.1098/rstb.2010.0059> PMID: 20855312
50. Lee-Thorp JA, van der Merwe NJ, Brain C. Diet of *Australopithecus robustus* at Swartkrans from stable carbon isotopic analysis. *J Hum Evol*. 1994; 27(4):361–372.
51. Sponheimer M, Lee-Thorp JA. Isotopic evidence for the diet of an early hominid, *Australopithecus africanus*. *Science*. 1999; 283(5400):368–370. <https://doi.org/10.1126/science.283.5400.368> PMID: 9888848
52. Sponheimer M, Lee-Thorp J, de Ruiter D, Codron D, Codron J, Bauch AT, et al. Hominins, sedges, and termites: new carbon isotope data from the Sterkfontein valley and Kruger National Park. *J Hum Evol*. 2005; 48(3):301–312. <https://doi.org/10.1016/j.jhevol.2004.11.008> PMID: 15737395
53. Sponheimer M, Passey BH, De Ruiter DJ, Guatelli-Steinberg D, Cerling TE, Lee-Thorp JA. Isotopic evidence for dietary variability in the early hominin *Paranthropus robustus*. *Science*. 2006; 314(5801):980–982. <https://doi.org/10.1126/science.1133827> PMID: 17095699
54. Sponheimer M, Alemseged Z, Cerling TE, Grine FE, Kimbel WH, Leakey MG, et al. Isotopic evidence of early hominin diets. *Proc Natl Acad Sci*. 2013; 110(26):10513–10518.
55. Van der Merwe NJ, Masao FT, Bamford MK. Isotopic evidence for contrasting diets of early hominins *Homo habilis* and *Australopithecus boisei* of Tanzania. *South Afr J Sci*. 2008; 104(3–4):153–155.
56. Van Der Merwe NJ, Thackeray JF, Lee-Thorp JA, Luyt J. The carbon isotope ecology and diet of *Australopithecus africanus* at Sterkfontein, South Africa. *J Hum Evol*. 2003; 44(5):581–597. [https://doi.org/10.1016/s0047-2484\(03\)00050-2](https://doi.org/10.1016/s0047-2484(03)00050-2) PMID: 12765619
57. Wynn JG, Sponheimer M, Kimbel WH, Alemseged Z, Reed K, Bedaso ZK, et al. Diet of *Australopithecus afarensis* from the Pliocene Hadar formation, Ethiopia. *Proc Natl Acad Sci*. 2013; 110(26):10495–10500. <https://doi.org/10.1073/pnas.1222559110> PMID: 23733965
58. Boutton T, Arshad M, Tieszen L. Stable isotope analysis of termite food habits in East African grasslands. *Oecologia*. 1983; 59(1):1–6. <https://doi.org/10.1007/BF00388065> PMID: 25024140
59. Lepage M, Abbadie L, Mariotti A. Food habits of sympatric termite species (Isoptera, Macrotermitinae) as determined by stable carbon isotope analysis in a Guinean savanna (Lamto, Côte d'Ivoire). *J Trop Ecol*. 1993; 9(3):303–311.
60. Schyra J, Scheu S, Korb J. Cryptic niche differentiation in West African savannah termites as indicated by stable isotopes. *Ecol Entomol*. 2019; 44(2):190–196.
61. Tayasu I, Abe T, Eggleton P, Bignell D. Nitrogen and carbon isotope ratios in termites: an indicator of trophic habit along the gradient from wood-feeding to soil-feeding. *Ecol Entomol*. 1997; 22(3):343–351.
62. Tayasu I, Hyodo F, Abe T. Caste-specific N and C isotope ratios in fungus-growing termites with special reference to uric acid preservation and their nutritional interpretation. *Ecol Entomol*. 2002; 27(3):355–361.
63. McGrew WC, Tutin CE, Baldwin P. Chimpanzees, tools, and termites: cross-cultural comparisons of Senegal, Tanzania, and Rio Muni. *Man*. 1979;185–214.

64. Nishihara T, Suzuki S, Kuroda S. Tool-set for termite-fishing by chimpanzees in the Ndoki Forest, Congo. *Behaviour*. 1995; 132(3–4):219–235.
65. Sanz CM, Morgan D, Gulick S. New insights into chimpanzees, tools, and termites from the Congo Basin. *Am Nat*. 2004; 164(5):567–581. <https://doi.org/10.1086/424803> PMID: 15540148
66. Sanz CM, Morgan DB. Ecological and social correlates of chimpanzee tool use. *Philos Trans R Soc B Biol Sci*. 2013; 368(1630):20120416. <https://doi.org/10.1098/rstb.2012.0416> PMID: 24101626
67. Sommer V, Buba U, Jesus G, Pascual-Garrido A. Sustained myrmecophagy in Nigerian chimpanzees: Preferred or fallback food? *Am J Phys Anthropol*. 2017; 162(2):328–336. <https://doi.org/10.1002/ajpa.23122> PMID: 27779749
68. Hicks TC, Kühl HS, Boesch C, Menken SB, Hart J, Roessingh P, et al. The relationship between tool use and prey availability in chimpanzees (*Pan troglodytes schweinfurthii*) of Northern Democratic Republic of Congo (advance online). *Int J Primatol*. 2020
69. Kühl HS, Kalan AK, Arandjelovic M, Aubert F, D’Auvergne L, Goedmakers A, et al. Chimpanzee accumulative stone throwing. *Sci Rep*. 2016; 6:22219. <https://doi.org/10.1038/srep22219> PMID: 26923684
70. Tagg N, McCarthy M, Dieguez P, Bocksberger G, Willie J, Mundry R, et al. Nocturnal activity in wild chimpanzees (*Pan troglodytes*): Evidence for flexible sleeping patterns and insights into human evolution. *Am J Phys Anthropol*. 2018; 166(3):510–529. <https://doi.org/10.1002/ajpa.23478> PMID: 29989158
71. Vaidyanathan G. Apes in Africa: The cultured chimpanzees. *Nat News*. 2011; 476(7360):266–269. <https://doi.org/10.1038/476266a> PMID: 21850081
72. Arandjelovic M, Boesch C, Campbell G, Hohmann G, Junker J, Célestin KY, et al. Pan African Programme—The cultured chimpanzee. Guidelines for research and data collection. Leipzig, 2014; [http://panafrican.eva.mpg.de/english/approaches\\_and\\_methods.php](http://panafrican.eva.mpg.de/english/approaches_and_methods.php)
73. White L, Edwards A. Conservation research in the African. 2000
74. Sweeting CJ, Polunin NV, Jennings S. Tissue and fixative dependent shifts of  $\delta^{13}\text{C}$  and  $\delta^{15}\text{N}$  in preserved ecological material. *Rapid Commun Mass Spectrom*. 2004; 18(21):2587–2592. <https://doi.org/10.1002/rcm.1661> PMID: 15468144
75. Arrington DA, Winemiller KO. Preservation effects on stable isotope analysis of fish muscle. *Trans Am Fish Soc*. 2002; 131(2):337–342.
76. Jesus FM, Pereira MR, Rosa CS, Moreira MZ, Sperber CF. Preservation methods alter carbon and nitrogen stable isotope values in crickets (*Orthoptera: Grylloidea*). *PloS One*. 2015; 10(9):e0137650. <https://doi.org/10.1371/journal.pone.0137650> PMID: 26390400
77. Tillberg C, McCarthy D, Dolezal AG, Suarez A. Measuring the trophic ecology of ants using stable isotopes. *Insectes Sociaux*. 2006; 53(1):65–69.
78. Ponsard S, Amlou M. Effects of several preservation methods on the isotopic content of *Drosophila* samples. *Comptes Rendus Académie Sci-Ser III-Sci Vie*. 1999; 322(1):35–41. [https://doi.org/10.1016/s0764-4469\(99\)80015-8](https://doi.org/10.1016/s0764-4469(99)80015-8) PMID: 10047952
79. Zalewski M, Dudek D, Godeau J-F, Maruszkiewicz M, others. Stable isotopic research on ground beetles. Review of methods. *Balt J Coleopt*. 2012; 12:91–98.
80. Sarakinos HC, Johnson ML, Zanden MJV. A synthesis of tissue-preservation effects on carbon and nitrogen stable isotope signatures. *Can J Zool*. 2002; 80(2):381–387.
81. Piel AK, Strampelli P, Greathead E, Hernandez-Aguilar RA, Moore J, Stewart FA. The diet of open-habitat chimpanzees (*Pan troglodytes schweinfurthii*) in the Issa valley, western Tanzania. *J Hum Evol*. 2017; 112:57–69. <https://doi.org/10.1016/j.jhevol.2017.08.016> PMID: 29037416
82. Parnell A, Jackson A. siar: Stable Isotope Analysis in R. R package version 4.2. Available Available [HttpCRAN R-Project Orgpackage Siar](http://CRAN.R-Project.org/package=siar)23 March 2014. 2013
83. Smith BN, Epstein S. Two categories of  $^{13}\text{C}/^{12}\text{C}$  ratios for higher plants. *Plant Physiol*. 1971; 47(3):380–384. <https://doi.org/10.1104/pp.47.3.380> PMID: 16657626
84. Tieszen LL. Natural variations in the carbon isotope values of plants: implications for archaeology, ecology, and paleoecology. *J Archaeol Sci*. 1991; 18(3):227–248.
85. Baayen RH, Davidson DJ, Bates DM. Mixed-effects modeling with crossed random effects for subjects and items. *J Mem Lang*. 2008; 59(4):390–412.
86. Mundry R, Oelze VM. Who is who matters—The effects of pseudoreplication in stable isotope analyses. *Am J Primatol*. 2016; 78(10):1017–1030. <https://doi.org/10.1002/ajp.22499> PMID: 26581644
87. Fox J, Weisberg S, Adler D, Bates D, Baud-Bovy G, Ellison S, et al. Package ‘car.’ Vienna R Found Stat Comput. 2012
88. Boesch C, Kalan AK, Agbor A, Arandjelovic M, Dieguez P, Lapeyre V, et al. Chimpanzees routinely fish for algae with tools during the dry season in Bakoun, Guinea. *Am J Primatol*. 2017; 79(3):e22613. <https://doi.org/10.1002/ajp.22613> PMID: 27813136

89. Korb J, Linsenmair KE. Resource availability and distribution patterns, indicators of competition between *Macrotermes bellicosus* and other macro-detritivores in the Comoé National Park, Côte d'Ivoire. *Afr J Ecol*. 2001; 39(3):257–265.
90. Wessling EG, Dieguez P, Llana M, Pacheco L, Pruetz JD, Kühl HS. Chimpanzee (*Pan troglodytes verus*) density and environmental gradients at their biogeographical range edge. *bioRxiv*. 2020
91. Graham HV, Patzkowsky ME, Wing SL, Parker GG, Fogel ML, Freeman KH. Isotopic characteristics of canopies in simulated leaf assemblages. *Geochim Cosmochim Acta*. 2014; 144:82–95.
92. Van der Merwe NJ, Medina E. The canopy effect, carbon isotope ratios and foodwebs in Amazonia. *J Archaeol Sci*. 1991; 18(3):249–259.
93. Backwell LR, d'Errico F. Evidence of termite foraging by Swartkrans early hominids. *Proc Natl Acad Sci*. 2001; 98(4):1358–1363. <https://doi.org/10.1073/pnas.021551598> PMID: 11171955
94. Lesnik JJ. Bone tool texture analysis and the role of termites in the diet of South African hominids. *PaleoAnthropology*. 2011; 268:281.
95. Hyodo F. Use of stable carbon and nitrogen isotopes in insect trophic ecology. *Entomol Sci*. 2015; 18(3):295–312.
96. Webb SC, Hedges RE, Simpson SJ. Diet quality influences the  $\delta^{13}\text{C}$  and  $\delta^{15}\text{N}$  of locusts and their biochemical components. *J Exp Biol*. 1998; 201(20):2903–2911.
97. White TD, Ambrose SH, Suwa G, Su DF, DeGusta D, Bernor RL, et al. Macrovertebrate paleontology and the Pliocene habitat of *Ardipithecus ramidus*. *Science*. 2009; 326(5949):67–93. PMID: 19810193
98. Cerling TE, Wynn JG, Andanje SA, Bird MI, Korir DK, Levin NE, et al. Woody cover and hominin environments in the past 6 million years. *Nature*. 2011; 476(7358):51. <https://doi.org/10.1038/nature10306> PMID: 21814275