

Casting dissipative compact states in coherent perfect absorbers

C. Danieli^{1,2,*} and T. Mithun^{3,2,†}

¹Max Planck Institute for the Physics of Complex Systems, Dresden D-01187, Germany

²Center for Theoretical Physics of Complex Systems, Institute for Basic Science, Daejeon 34126, Republic of Korea

³Department of Mathematics and Statistics, University of Massachusetts, Amherst MA 01003-4515, USA

(Dated: January 9, 2020)

Coherent perfect absorption (CPA), also known as time-reversed laser, is a wave phenomenon resulting from the reciprocity of destructive interference of transmitted and reflected waves. In this work we consider quasi one-dimensional lattice networks which possess at least one flat band, and show that CPA and lasing can be induced in both linear and nonlinear regimes of this lattice by fine-tuning non-Hermitian defects (dissipative terms localized within one unit-cell). We show that local dissipations that yield CPA simultaneously yield novel dissipative compact solutions of the lattice, whose growth or decay in time can be fine-tuned via the dissipation parameter. The scheme used to numerically visualize the theoretical findings offers a novel platform for the experimental implementation of these phenomena in optical devices.

The growing interest in non-Hermitian systems is motivated by the novel and unprecedented phenomena that gain and loss terms can generate. The phenomenon of coherent perfect absorption (CPA) is a notable discovery in this field which arises from the interplay of propagating waves in homogeneous media and local dissipations, and it is related to the concept of spectral singularity [1, 2]. Introduced by Chong *et al.* in Ref.[3] and also referred to as time-reversed laser, two counter-propagating coherent radiations towards a local dissipation lead to the destructive-interference of the transmitted and scattered waves upon the fine-tuning of the wave frequencies and the complex potential (see Fig.1 for a schematic view of the process). It was also noticed that by inverting the local dissipation into a gain potential - equivalently, reversing the time - a perfect absorber can be turned into a laser where only outgoing radiations originate from the complex potential are present, while incoming ones are extinct [3]. Longhi [4] and Chong *et al.* [5] realized that CPA and lasing can be simultaneously achieved, yielding laser-absorbers. More recently, CPA and lasing phenomena have been extended to one-dimensional nonlinear lattice chains [6, 7] - where these phenomena are achieved in small propagating waves regimes - and nonlocal absorbers [8]. In particular, CPA was also realized experimentally in cold atomic systems [7]. An important open frontier is to extend CPA to lattices which support multiple Bloch bands with distinct spectral properties. This may induce additional novel phenomena in lattices in the presence of a non-Hermitian source. Moreover, it would substantially extend the applicability and the experimental implementation of perfect absorbers and lasers.

In the recent years a growing amount of attention has been received by translationally invariant networks which simultaneously support propagating waves and compact localization. These systems - commonly referred to as flat

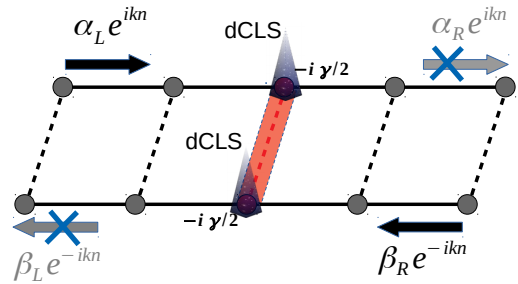


Figure 1: Schematic representation of CPA: α_L, β_R and α_R, β_L control the incident and the reflected waves respectively; the red area represents the localized dissipation. The trigones represent the dissipative compact state (dCLS).

band networks - are characterized by the existence of at least one dispersionless (flat) spectral band [9, 10]. The corresponding eigenmodes of the flat band are typically strictly compact in space - hence dubbed compact localized states (CLS) - and they arise due to destructive interference. Notable theoretical advances for these systems include systematic generator schemes [11–14] localization phenomena due to onsite perturbations [15–18], and the existence of compact breathers in flat band networks with Kerr nonlinearity [19–21]. Moreover, these systems have been realized experimentally in several set-ups, including photonics lattices [22–24] to exciton-polariton condensates [25] and ultra cold atoms [26], among others. These findings highlight how flat band networks are ideal set-ups to study and implement novel and highly relevant phenomena in condensed matter physics.

Both the CLS and CPA are wave phenomena resulting from destructive interference. However, the question "can these phenomena be embedded in a single device?" has not yet been tackled. In this work we address this yet unanswered question by considering flat band networks in the presence of Kerr nonlinearity and complex non-Hermitian dissipative terms localized within one unit-cell. We then analytically prove and numerically verify that the chosen dissipations can induce CPA phe-

*Electronic address: cdanieli@pks.mpg.de

†Electronic address: mthudiyangal@umass.edu

nomenon out of dispersive waves, as well as induce non-propagating excitations localized at the dissipative sites out of the flat band states.

Let us consider the equations of motion of a network with ν sites per unit-cell

$$i\dot{\Psi}_n = -H_0\Psi_n - H_1\Psi_{n+1} - H_1^\dagger\Psi_{n-1} - \frac{i\gamma}{2}V\Psi_0\delta_{n,0} \quad (1)$$

represented by the time-dependent complex vector $\Psi_n \in \mathbb{C}^\nu$. Here H_0 and H_1 are real square matrices of size ν . The dissipation is localized within the unit-cell at $n = 0$, where $\gamma > 0$ and the square matrix V encodes the gain and loss terms of the non-Hermitian terms - non-Hermitian defects. The steady-state solution $\Psi_n = U_n e^{-i\mu t}$ of Eq.(1) yields the eigenvalue problem

$$\mu U_n = -H_0 U_n - H_1 U_{n+1} - H_1^\dagger U_{n-1} - \frac{i\gamma}{2} V U_0 \delta_{n,0}. \quad (2)$$

For $\gamma = 0$ (no dissipation), the Bloch solution $U_n = e^{ikn}\Phi_k$ turns Eq.(2) to $\mu\Phi_k = B(k)\Phi_k$ where the matrix $B(k) \equiv -H_0 - e^{ik}H_1 - e^{-ik}H_1^\dagger$ depends on the wave vector k . This resulting eigenvalues of the matrix $B(k)$ yield the band structure formed by ν Bloch bands $\Omega = \{\mu_j(k)\}_{j=1}^\nu$ of Eq.(1). In this work we consider systems which contains at least one flat band.

Let us consider the following ansatz of solution for Eq.(1)

$$U_n = \Phi_j \begin{cases} \alpha_L e^{ikn} + \beta_L e^{-ikn} & n < 0 \\ u_0 & n = 0 \\ \alpha_R e^{ikn} + \beta_R e^{-ikn} & n > 0. \end{cases} \quad (3)$$

where Φ_j is the eigenvector of $B(k)$ correspondent to the dispersive band μ_j . Hence, α_L and β_R control the incident waves from the left (L), while α_R and β_L the reflected wave from the right (R). In this framework, CPA implies to fine-tune the wave-vector k in Eq.(3) with respect to the dissipation components $\{\gamma, V\}$ in order to admit the incident radiations α_L, β_R and annihilate the reflected radiations α_R, β_L - as represented in Fig.1. In general, different choices of the dissipation matrix V may be considered to induce CPA, depending on the dispersive wave considered. Certain choices of V can both (i) induce fine-tuned CPA from counter-propagating dispersive waves and (ii) preserve the CLS of the flat band which overlaps with the dissipative cell, inducing non-propagating localized excitations centered at the dissipative unit-cell whose amplitudes either decay exponentially/grow exponentially/stay constant in time depending on the dissipation parameters. Following [6, 7], (i) in general hold true when considering the Kerr nonlinearity $g\mathcal{F}(\Psi_n)\Psi_n$ in Eq.(1) where $\mathcal{F}(\Psi_n) = \sum_j |\psi_n^j|^2 e_j \otimes e_j$ with $\{e_j\}$ canonical basis of \mathbb{R}^ν . However, (ii) depends whether the linear CLS can be continued as compact time-periodic solution (breather) in the nonlinear regime of the lattice [21].

To illustrate these statements, we employ a simple one-dimensional two-bands network $\nu = 2$ with $\Psi_n =$

$(a_n, b_n)^T$, as shown in Fig.2(a). The matrices H_0, H_1 in Eq.(1) that define the Cross-Stitch lattice (CS) are

$$H_0 = \begin{pmatrix} 0 & h \\ h & 0 \end{pmatrix}, \quad H_1 = \begin{pmatrix} 1 & 1 \\ 1 & 1 \end{pmatrix}, \quad V = V_1 \equiv \begin{pmatrix} 1 & 0 \\ 0 & 1 \end{pmatrix} \quad (4)$$

For $\gamma = 0$, the linear CS network possesses one dispersive band $\mu_1(k) = -h - 4 \cos k$ and one flat band $\mu_2 = h$, as shown in Fig.2(b) for $h = 1$.

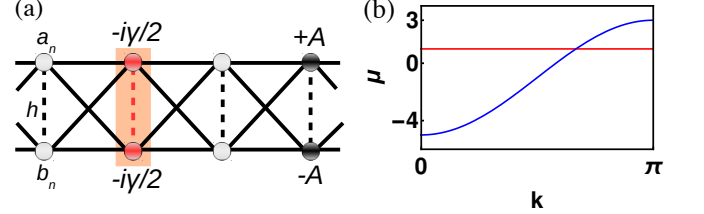


Figure 2: (a) Profile of the Cross-Stitch lattice. (b) Band structure for $h = 1$.

To fine-tune CPA in the CS network, in Eq.(3) we consider the normalized eigenvector $\Phi_1 = \frac{1}{\sqrt{2}}(1, 1)^T$ correspondent to the model's dispersive band $\mu_1(k)$. Considering the local symmetry of both the chain and Φ_1 , it naturally follows to choose a symmetric diagonal dissipative matrix $V = V_1$ in Eq.(4). This choice induce the CPA condition for a given k - see Appendix A for details.

$$\gamma_* = 8 \sin k \quad (5)$$

Moreover, CPA occurs also in the nonlinear regime $g \neq 0$ of the lattice at the same condition Eq.(5) in perturbative regimes (small propagating waves regime) - as detailed in Appendix A.

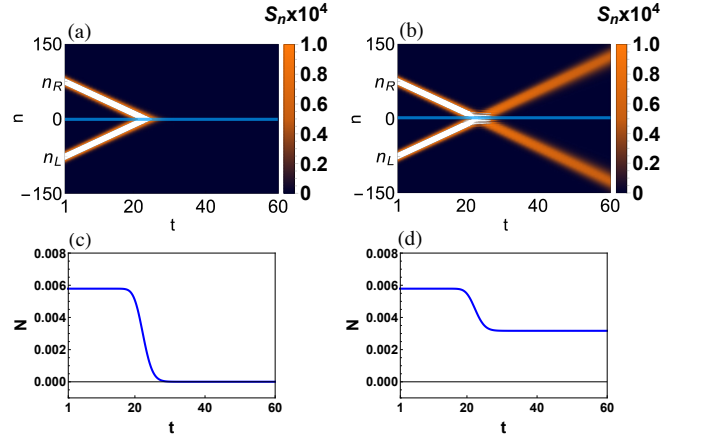


Figure 3: Dispersive case Φ_1 : time evolution of S_n (a) and N (c) for $\gamma = 6.73 \approx \gamma_*$ and S_n (b) and N (d) for $\gamma = 1$. Here: $k = 1$ and $g = 1$, while $n_R = 75$ and $n_L = -75$. The blue horizontal lines signal the dissipative unit-cell at $n = 0$.

We visualize numerically this theoretical prediction in the nonlinear CS network with nonlinear strength $g = 1$ by considering two counter-propagating Gaussian beams

[28] centered far from the dissipative unit-cell $n = 0$ at unit-cells $n_L \ll 0$ and $n_R \gg 0$ respectively, with $n_L = -n_R$. Written in components $\Psi_n = (a_n, b_n)^T$, the Gaussian beams at $t = 0$ read

$$a_n = b_n = P_0 e^{-\alpha(n-n_R)^2} e^{-ik(n-n_R)} + P_0 e^{-\alpha(n-n_L)^2} e^{ik(n-n_L)} \quad (6)$$

where $P_0 = 0.01$ is the amplitude and $\alpha = 0.0075$ is the inverse width of the excitation - see Appendix B for details. For $k = 1$ in Eq.(6), the CPA condition Eq.(5) yields $\gamma_* \approx 6.73$. In Fig.3(a,b) we show the time evolution of the local densities $S_n = |a_n|^2 + |b_n|^2$ for $\gamma = \gamma_* \approx 6.73$ (a) and $\gamma = 1$ (b). At the CPA condition - Fig.3(a) - the two incoming radiations are fully absorbed at the dissipative cell $n = 0$ (signaled with the blue horizontal line), and no propagating radiation follows. Instead, away from the CPA condition - Fig.3(b) - the two incoming radiations are only partially absorbed and propagating radiations survive. This complete and partial absorption is further visualized in Fig.3(c) and (d) respectively, where we show the time-evolution of the total norm $N = \sum_n S_n$.

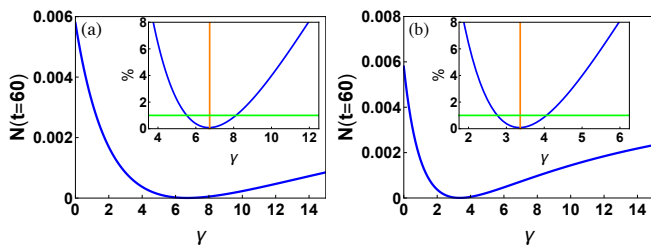


Figure 4: Total norm N at $t = 60$ versus γ for V_1 (a) and V_2 for $\delta = 1$ (b). Inset: percentage % at $t = 60$, with γ_* (orange); 1% of the norm (green). Here $h = 1$ and $g = 1$.

In Fig.4(a) we show the unabsorbed total norm N at time $t = 60$ computed for different values of the dissipation strength γ . This is further detailed in the inset, where we show the percentage of remaining norm $\% = 100 \frac{N(t=60)}{N(t=0)}$ versus γ . The minimum of the curve lies to γ_* - denoted by the vertical orange line - where $\% \approx 0$. We can additionally observe that a significant part of the curve lies below the horizontal green line - line denoting one percent. This indicates that there exists a non-negligible neighborhood of γ_* where any γ chosen within such interval leaves less than one percent of unabsorbed incoming radiations.

Due to destructive interference, the normalized eigenvector $\Phi_2 = \frac{1}{\sqrt{2}}(1, -1)^T$ of $B(k)$ correspondent to the flat band μ_2 of the CS lattice introduced in Eq.(3) does not yield propagating waves. Indeed, considering $a_n = -b_n$ in Eq.(6) with $n_R \gg 0$ and $n_L \ll 0$ yields two non-propagating Gaussian excitations centered at n_R and n_L respectively - as shown in Fig.5(a). This also persists for $n_L = 0 = n_R$ - as shown in Fig.5(b). However, the local density S_n at $n = 0$ of the non-propagating excitation

decays exponentially in time as $S_0 \sim e^{-\gamma t}$ - as shown in the inset of Fig.5(b).

The emergence of the dissipative non-propagating excitation at $n = 0$ shown in Fig.5(b) follows from the fact that the dissipation V_1 in Eq.(4) is symmetric between the two sub-lattices and therefore it does not break the CLS located at the unit-cell $n = 0$ - state indicated with black dots in Fig.2(a) - but it turns its frequency complex, $\mu = h - i\gamma/2$. Hence, this CLS turns dissipative. Analogous fate occurs in the nonlinear regime of the CS lattice. Indeed, as discussed in Ref.[21], Kerr nonlinearity preserves destructive interference, and the dissipative CLS at $n = 0$ with amplitude A

$$U_{n,0}(t) = A \begin{pmatrix} 1 \\ -1 \end{pmatrix} \delta_{n,0} e^{-i\Omega t} \quad (7)$$

becomes a dissipative solution of the lattice with renormalized frequency $\Omega = h + gA^2 - i\gamma/2$. In both linear and nonlinear regime of the CS, the local density of the compact solution decays exponentially in time $S_0(t) \sim e^{-\gamma t}$ due to the imaginary term $-i\gamma/2$ in their frequency. This behavior in time can be controlled by employing a second dissipation matrix V_2 in Eq.(4) for $\delta \in \mathbb{R}$

$$V = V_2 \equiv \begin{pmatrix} 1 & \delta \\ \delta & 1 \end{pmatrix} \quad (8)$$

The frequency of the compact dissipative solution Eq.(7) reads $\Omega = h + gA^2 - i\gamma(1-\delta)/2$. Hence $S_0(t) \sim e^{-\gamma(1-\delta)t}$, which recalling that for any $\gamma > 0$ implies that the local density S_0 of the compact solution decays exponentially for $\delta < 1$, grows exponentially for $\delta > 1$ and stay constant for $\delta = 1$. This consequently implies the existence of a non-propagating excitations located at the dissipative unit-cell with the amplitude at the dissipative cell $n = 0$ that either decays, grows or stays constant with time according to the dissipation parameters - as shown in Fig.5(c) for $\delta = 1$.

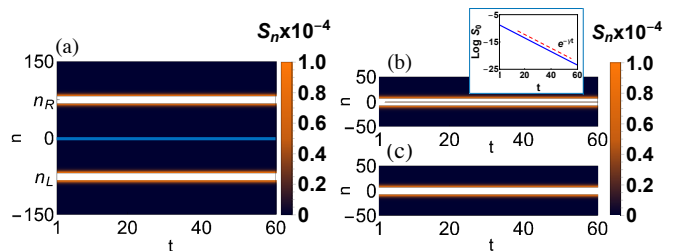


Figure 5: Flat band case Φ_2 : (a) Time evolution of S_n for $\gamma = 0.25$ and $\delta = 0$ while $n_R = 75$ and $n_L = -75$. (b) Same as in (a) with $n_R = 0 = n_L$. Inset: time evolution of S_0 . (c) Time evolution of S_n for $\gamma = 0.25$, $\delta = 1$ with $n_R = 0 = n_L$. Here $g = 1$ and $k = 1$.

This second dissipative matrix V_2 in Eq.(8) not only allows for fine control of the time-behavior of the compact flat band solutions, but it also induces CPA with

condition

$$\gamma_* = \frac{8}{1+\delta} \sin k \quad (9)$$

that generalizes Eq.(5) - see Appendix A for details. This prediction has been numerically confirmed in Fig.4(b) in the same framework as for V_1 . In particular, we can again observe in the inset that while CPA is achieved at $\gamma_* \approx 3.115$ - condition obtained from Eq.(9) with $k = 1$ and $\delta = 1$ - a non-trivial neighborhood of γ_* exists where less than one percent of the incoming beams' total norm is unabsorbed.

Remarkably, this procedure works and CPA can be obtained in a plethora of other flat band topologies. For example, the diamond chain, whose profile is shown in Fig.6(a) and the equations of motion written in components $\Psi_n = (a_n, b_n, c_n)^T$ with local dissipation controlled by the parameters γ, δ and in presence of Kerr nonlinearities are shown below

$$\begin{aligned} i\ddot{a}_n &= -c_n - c_{n+1} - hb_n - \frac{i\gamma}{2}(a_0 + \delta b_0)\delta_{n,0} + ga_n|a_n|^2 \\ i\dot{b}_n &= -c_n - c_{n+1} - ha_n - \frac{i\gamma}{2}(b_0 + \delta a_0)\delta_{n,0} + gb_n|b_n|^2 \\ i\dot{c}_n &= -a_{n-1} - a_n - b_{n-1} - b_n + ga_n|a_n|^2 \end{aligned} \quad (10)$$

For $g = 0$ and $\gamma = 0$, Eq.(10) possesses two dispersive bands $\mu_{1,2}(k) = (-h \pm \sqrt{h^2 + 16 + 16 \cos k})/2$ and one flat band $\mu_3 = h$ - Fig.6(b). This model (also called rhombic lattice) has been employed to theoretically study the impact of non-hermitian hopping [29], magnetic field [30–32] and electric fields [33] on flat band networks, as well as to experimentally realize compact localized states [34], study CLS in driven photonic flatband lattices [35], and experimentally observe Aharonov-Bohm caging effect [36].

Via the transfer matrix formalism, CPA can be fine-tuned in the diamond chain considering the eigenmodes $\phi_{1,2} = (1, 1, \pm\sqrt{2}e^{-k/2})^T/2$ in the ansatz Eq.(3) correspondent to the dispersive bands $\mu_{1,2}$. For both bands, CPA occurs with condition

$$\gamma_* = \frac{4\sqrt{2}}{1+\delta} \sin \frac{k}{2} \quad (11)$$

condition which still holds in the nonlinear regime $g \neq 0$ of the diamond chain Eq.(10).

This theoretical prediction can be achieved with two counter-propagating Gaussian beams located at $n_L \ll 0$ and $n_R \gg 0$ respectively with $n_L = -n_R$, which in the diamond chain case are $b_n = a_n = P_0 e^{-\alpha(n-n_R)^2} e^{-ik(n-n_R)} + P_0 e^{-\alpha(n-n_L)^2} e^{ik(n-n_L)}$ and $c_n = \pm\sqrt{2}e^{-k/2}a_n$ - see Appendix B for details. For $k = 1$ and $\delta = 1$, Eq.(11) predicts that CPA is achieved for $\gamma_* \approx 1.36$, which is visualized analogously with the CS in Fig.6(c). On the other hand, the flat band eigenvector $\Phi_3 = \frac{1}{\sqrt{2}}(1, -1, 0)^T$ of $B(k)$ of the diamond chain

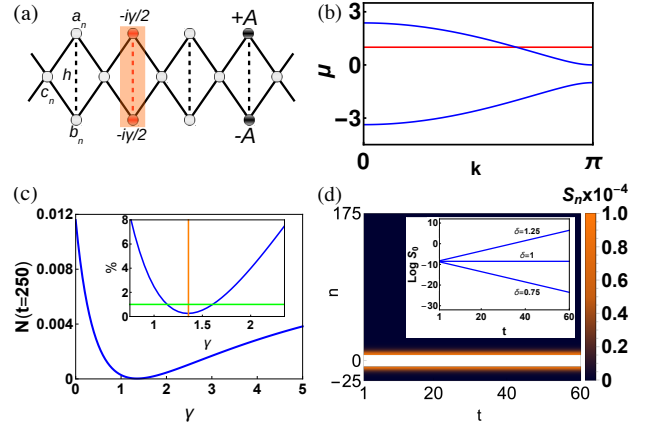


Figure 6: (a) Profile of the diamond chain. (b) Band structure. (c) Total norm N at $t = 250$ versus γ for $\delta = 1$. Inset: percentage % at $t = 250$, with γ_* (orange); 1% of the norm (green). (d) Time evolution of S_n for $\gamma = 1$, $\delta = 1$. Inset: time evolution of S_0 for $\delta = 1.25$ (top), $\delta = 1$ (middle) and $\delta = 0.75$ (bottom) with $\gamma = 1$. Here $g = 1$ and $h = 1$.

induces a non-propagating Gaussian excitation located at $n = 0$ - Fig.6(d). The reason for this phenomenon follows from the fact that the chosen dissipation does not lift the linear CLS at $n = 0$ - indicated with black dots in Fig.6(a) - but it only alters its frequency and makes it dissipative. This still holds in the nonlinear regime $g \neq 0$ of Eq.(10) since the linear CLS locate at the unit-cell $n = 0$ can be continued as compact breather with frequency $\Omega = h + gA^2 - i\gamma(1 - \delta)/2$ [21]. This yields a precise control of the time behavior of the breather density S_0 , namely S_0 decays exponentially for $\delta < 1$, grows exponentially for $\delta > 1$ and stay constant for $\delta = 1$ - as shown in the inset of Fig.6(d).

By choosing certain flat band geometries, we showed that local dissipations can be arranged to induce CPA and at the same time preserve the compact solution that exists at the dissipative unit-cell. This notably relates to the local symmetry in the chosen dissipative terms (matrix V) as shown in Appendix A. If this symmetry in V is broken, the destructive interference that yields CLS is locally lifted and the system does not admit dissipative compact states - although it still can support CPA. The current setting of a single dissipative unit-cell in Eq.(1) prevent to simultaneously achieve CPA and dissipative CLS in networks whose compact states occupies at least $U \geq 2$ unit-cells - e.g. the Lieb lattice [37] - since the partial overlap between CLS and dissipation lifts destructive interference. Hence, the existence of dissipative CLS requires the local dissipation to span over at least U unit-cells with a profile which respect the CLS symmetries. Such dissipative CLS may also become dissipative compact solutions of the nonlinear regime - in agreement with Ref.[21] - as well as their time behavior (exponential growth, decay or being constant) can be controlled by tuning the dissipation parameters, in analogy with what we herewith reported. Moreover, following [6, 7], we ob-

serve that the absorption conditions in Eq.(5,9,11) can be reversed into lasing conditions by permuting the sign of the prefactor $i\gamma/2$ of the dissipative terms V in Eq.(1) to positive $+i\gamma/2$. This namely implies that in Eq.(3) the incoming radiations a_L, b_R are annihilated and only outgoing radiations a_R, b_L emerge from the non-hermitian unit-cell.

To summarize, we have shown that local dissipations in lattice networks can yield simultaneously two wave phenomena: coherent perfect absorption and the existence of dissipative compact localized states. Both phenomena are the result of destructive wave interference, and we shown that they can be embedded in a single device which posses both dispersive and flat bands by engineering the local dissipations. In a broader perspective, our results firstly usher the existence and the study of compact dissipative breathers in nonlinear non-Hermitian media (see [38] for a recent survey on dissipative discrete breathers) which may additionally account for Ghost states in the case of \mathcal{PT} -symmetric nonlinear networks [39]. Additionally, it is interesting to note the analogy between the dissipative compact solutions induced by symmetric local dissipation with the bound states in the continuum (BIC) waves studied in Ref.[40]. Secondly, these findings pave the way to accomplish CPA and lasing phenomena in multi band networks supporting propagating waves. These include optical and photonic systems as well as exciton-polaritons and microwave systems, all systems where flat band networks have been studied and experimentally realized. Moreover the Gaussian beams set-up herewith employed to visualize our theoretical findings offers a novel and powerful scheme to experimentally realize CPA in order to fabricate switches [41], interferometers [42] and logic elements [43] in several physically relevant frameworks, particularly nonlinear optical and photonic lattice networks.

The authors acknowledge financial support from the Institute for Basic Science (IBS)-Project Code No. IBS-R024-D1. We thank S. Flach, A. Andreanov and P. Kevrekidis for helpful discussions.

Appendix A: Coherent perfect absorption conditions

1. Transfer Matrix Method

Let us recap the ansatz

$$U_n = \Phi_j \begin{cases} \alpha_L e^{ikn} + \beta_L e^{-ikn} & n < 0 \\ u_0 & n = 0 \\ \alpha_R e^{ikn} + \beta_R e^{-ikn} & n > 0. \end{cases} \quad (\text{A1})$$

For ϕ_j the eigenmode of the matrix Bloch $B(k)$ correspond to one dispersive band μ_j of a multiband network.

We define

$$a_L = \alpha_L \Phi_j, \quad a_R = \alpha_R \Phi_j, \quad b_L = \beta_L \Phi_j, \quad b_R = \beta_R \Phi_j \quad (\text{A2})$$

where a_L and b_R are the incident wave amplitudes from left (L) and right (R), while a_R and b_L are the reflected wave amplitudes. We then introduce the transfer matrix M , defined as

$$\begin{pmatrix} a_R \\ b_R \end{pmatrix} = M \begin{pmatrix} a_L \\ b_L \end{pmatrix} \quad \text{where} \quad M = \begin{pmatrix} M_{11}(k) & M_{12}(k) \\ M_{21}(k) & M_{22}(k) \end{pmatrix} \quad (\text{A3})$$

In this case, the transfer matrix M is a square matrix of size 2ν and the components $M_{i,j}(k)$ blocks of side ν .

Following [7], CPA conditions can be derived via the transfer matrix M . CPA occurs when there exist non-zero incoming radiations a_L and b_R , but the outgoing radiations a_R and b_L are zero. In Eq.(A3), this translates into finding the k_* such that $M_{11}(k_*) = \mathbb{O}_\nu$ [6, 7], since

$$\begin{pmatrix} 0 \\ b_R \end{pmatrix} = \begin{pmatrix} M_{11}(k_*)a_L \\ M_{21}(k_*)a_L \end{pmatrix}, \quad \Leftrightarrow \quad \begin{cases} M_{11}(k_*) = \mathbb{O}_\nu \\ b_R = a_L \end{cases} \quad (\text{A4})$$

and $M_{21}(k_*) = 1$. Here, $(k_*)^2$ represents a time-reversed spectral singularity. Let us remark that reversing the condition - incoming radiations a_L and b_R are zero, but the outgoing radiations a_R and b_L are non-zero - yields lasing condition [5]. In Eq.(A3), this translates into finding the k_* such that $M_{22}(k_*) = \mathbb{O}_\nu$ [6, 7].

2. Cross-Stitch - Linear Regime

The cross-stitch lattice is a $\nu = 2$ bands problem,

$$\mu U_n = -H_0 U_n - H_1 U_{n+1} - H_1^\dagger U_{n-1} - i\frac{\gamma}{2} V U_0 \delta_{n,0}; \quad H_0 = \quad (\text{A5})$$

with one dispersive band $\mu_1(k) = -h - 4 \cos k$, whose correspondent eigenvector is $\Phi_1 = \frac{1}{\sqrt{2}}(1, 1)^T$. In this case, we choose two type of dissipations matrix V defined as

$$V_1 = \begin{pmatrix} 1 & 0 \\ 0 & 1 \end{pmatrix} \quad \text{and} \quad V_2 = \begin{pmatrix} 1 & \delta \\ \delta & 1 \end{pmatrix} \quad (\text{A6})$$

Case 1 - V_1

For the Cross-Stitch lattice $H_1 = H_1^\dagger$. Eq.(A5) at $n = \{0, \pm 1\}$ yield

$$\begin{aligned} & \left[\mu_1 \mathbb{I}_2 + H_0 + i\frac{\gamma}{2} V_1 \right] U_0 \\ & = -H_1 [a_R e^{ik} + b_R e^{-ik} + a_L e^{-ik} + b_L e^{ik}] \end{aligned} \quad (\text{A7})$$

$$[\mu_1 \mathbb{I}_2 + H_0] [U_1 + U_{-1}] = -H_1(U_2 + U_{-2}) - 2H_1 U_0 \quad (\text{A8})$$

$$[\mu_1 \mathbb{I}_2 + H_0] [U_1 - U_{-1}] = -H_1(U_2 - U_{-2}) \quad (\text{A9})$$

From Eq.(A2), we sort Eq.(A7,A8,A9) in terms of Φ_1 . Recalling the identities $H_0 \Phi_1 = h \Phi_1$, $H_1 \Phi_1 = 2 \Phi_1$, and $[\mu_1 \mathbb{I}_2 + H_0] \Phi_1 = -4 \cos k \Phi_1$, Eq.(A8) and Eq.(A9) reduce to

$$[\alpha_R + \beta_R + \alpha_L + \beta_L] \Phi_1 = H_1 U_0 \quad (\text{A10})$$

$$[\alpha_R + \beta_R] \Phi_1 = [\alpha_L + \beta_L] \Phi_1 \quad (\text{A11})$$

Since the identity $[\mu_1 \mathbb{I}_2 + H_0 + i \frac{\gamma}{2} V_1] \Phi_1 = (-4 \cos k + \frac{i\gamma}{2}) \Phi_1$, from Eq.(A7) it follows

$$U_0 = -\frac{2}{-4 \cos k + i \frac{\gamma}{2}} [\alpha_R e^{ik} + \beta_R e^{-ik} + \alpha_L e^{-ik} + \beta_L e^{ik}] \Phi_1 \quad (\text{A12})$$

In Eq.(A10), this ultimately results into the equality

$$\begin{aligned} & \left[\alpha_R \left(4 \sin k + \frac{\gamma}{2} \right) - \beta_R \left(4 \sin k - i \frac{\gamma}{2} \right) \right] \Phi_1 \\ &= \left[\alpha_L \left(4 \sin k - \frac{\gamma}{2} \right) - \beta_L \left(4i \sin k + i \frac{\gamma}{2} \right) \right] \Phi_1 \end{aligned} \quad (\text{A13})$$

Since $\Phi_1 = \frac{1}{\sqrt{2}}(1, 1)^T$, we just refer at both Eq.(A11) and Eq.(A13) as equations of scalar numbers. These two conditions ultimately yield the entrees of the transfer matrix M Eq.(A4)

$$\begin{aligned} M_{11} &= \frac{8 \sin k - \gamma}{8 \sin k} \mathbb{I}_2 & M_{12} &= \frac{-\gamma}{8 \sin k} \mathbb{I}_2 \\ M_{21} &= \frac{\gamma}{8 \sin k} \mathbb{I}_2 & M_{22} &= \frac{8 \sin k + \gamma}{8 \sin k} \mathbb{I}_2 \end{aligned} \quad (\text{A14})$$

Imposing $M_{11}(k) = \mathbb{O}_2$ yields the CPA condition

$$\gamma_* = 8 \sin k \quad \Leftrightarrow \quad k_* = \arcsin \frac{\gamma}{8} \quad (\text{A15})$$

Symmetry imposed coexistence of CLS and CPA

Let us consider the Cross-Stitch lattice (CS) lattice with diagonal elements v_a, v_b in the matrix V_1 in Eq.(A6) - Eq.(4) of the main text

$$\begin{aligned} \mu a_n &= -a_{n-1} - a_{n+1} - b_{n-1} - b_{n+1} - h b_n - \frac{i\gamma}{2} v_a a_0 \delta_{n,0} \\ \mu b_n &= -b_{n-1} - b_{n+1} - a_{n-1} - a_{n+1} - h a_n - \frac{i\gamma}{2} v_b b_0 \delta_{n,0}. \end{aligned} \quad (\text{A16})$$

For $v_a = v_b$, the case in the former section is obtained, which leads to CPA as well as to dissipative CLS with

frequency $\Omega = h - i\gamma/2$. For $v_a \neq v_b$, the two components of the compact state a_0, b_0 decay at different rate, namely $|a_0|^2 \sim e^{-\gamma v_a t}$ and $|b_0|^2 \sim e^{-\gamma v_b t}$. This lifts destructive interference and consequently destroy the compact state. This is shown in Fig.7, where the time-evolution of S_n is shown for the CLS with $\gamma = 0.2$ and $v_a = 1 = v_b$ in (a) and $v_a = 1$ while $v_b = 1.25$ in (b), confirming that in the former case compactness is preserved and in the latter case compactness is lost. In panel (c) we show how the exponential decay of $S_0 \sim e^{-\gamma v_a t}$ for $v_a = v_b$ (black curve) is distorted and lost for $v_a \neq v_b$ (blue curve).

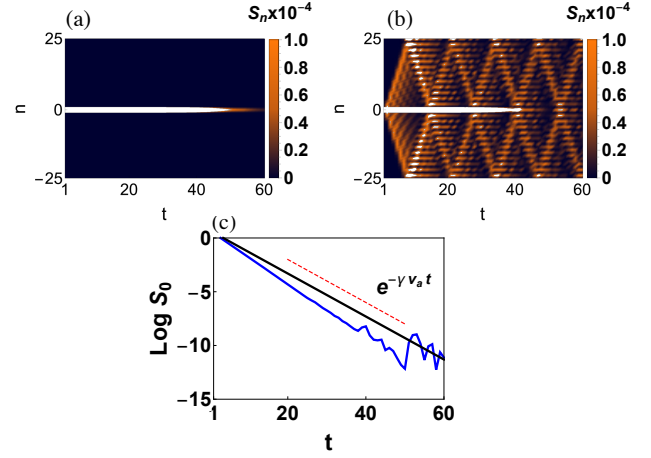


Figure 7: (a) Time evolution of S_n for $v_a = 1 = v_b$. (b) Time evolution of S_n for $v_a = 1$ and $v_b = 1.25$. (c) Time evolution of S_0 for $v_a = 1 = v_b$ (black) and for $v_a = 1$ and $v_b = 1.25$ (blue). The red dashed line indicates the exponential decay $S_0 \sim e^{-\gamma v_a t}$.

However, such asymmetric dissipation does not lift CPA for $v_a \neq v_b$ but $v_a - v_b \approx 0$, and the CPA. Indeed, condition Eq.(5) of the main text gains a prefactor

$$\gamma_* = \frac{v_a + v_b}{2v_a v_b} 8 \sin k \quad (\text{A17})$$

as shown in Fig.8

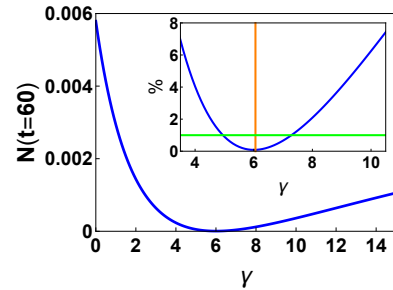


Figure 8: Total norm N at $t = 60$ versus γ for $v_a = 1$ and $v_b = 1.25$. Inset: percentage % at $t = 60$, with γ_* (orange); 1% of the norm (green).

This can be understood by employing a unitary transfor-

mation as in Ref.[11]

$$\begin{aligned} p_n &= \frac{1}{\sqrt{2}}(a_n + b_n), & q_n &= \frac{1}{\sqrt{2}}(a_n - b_n) \\ v_+ &= \frac{1}{2}(v_a + v_b), & v_- &= \frac{1}{2}(v_a - v_b), \end{aligned} \quad (\text{A18})$$

which maps Eq. (A16) to

$$\begin{aligned} \mu p_n &= \frac{i\gamma}{2}v_+\delta_{n,0}p_0 - hp_n + \frac{i\gamma}{2}v_-\delta_{n,0}q_0 - 2(p_{n+1} + p_{n-1}) \\ \mu q_n &= \frac{i\gamma}{2}v_+\delta_{n,0}q_0 + hq_n + \frac{i\gamma}{2}v_-\delta_{n,0}p_0. \end{aligned} \quad (\text{A19})$$

For $v_a = v_b$, then $v^- = 0$ which fully decoupled the two sub-lattices. The p_n sub-lattice in Eq.(A19) yields the CPA condition $\gamma_* = 8 \sin k$ in Eq.(A15). For $v_a \neq v_b$ with $v_a - v_b \approx 0$ will not largely renormalize μ in the q_n sub-lattice, hence at $n = 0$ we approximate $\mu \approx h$. It then follows that $q_0 = -\frac{v_-}{v_+}p_0$ which substituted in the p_n sub-lattice yields

$$\mu p_n = \frac{i\gamma}{2} \left(v_+ - \frac{v_-^2}{v_+} \right) p_0 \delta_{n,0} - hp_n - 2(p_{n+1} + p_{n-1}) \quad (\text{A20})$$

The prefactor of the dissipative strength γ between brackets can be recast into

$$\begin{aligned} \frac{v_+^2 - v_-^2}{v_+} &= \frac{2}{v_a + v_b} \frac{v_a^2 + v_b^2 + 2v_a v_b - (v_a^2 + v_b^2 - 2v_a v_b)}{4} \\ &= \frac{2v_a v_b}{v_a + v_b} \end{aligned} \quad (\text{A21})$$

and it ultimately enters the CPA condition in Eq.(A17).

Case 2 - V_2

The second case follows the former one, although with a different identity $[\mu_1 \mathbb{I}_2 + H_0 + i\frac{\gamma}{2}V_2] \Phi_1 = [-4 \cos k + i\frac{\gamma}{2}(1 + \delta)] \Phi_1$ employed in Eq.(A12). It then follows

$$\begin{aligned} U_0 &= -\frac{2}{-4 \cos k + i\frac{\gamma}{2}(1 + \delta)} \cdot \\ &\cdot [\alpha_R e^{ik} + \beta_R e^{-ik} + \alpha_L e^{-ik} + \beta_L e^{ik}] \Phi_1 \end{aligned} \quad (\text{A22})$$

Similar procedure lead to the transfer matrix entrees

$$\begin{aligned} M_{11} &= \frac{8 \sin k - \gamma(1 + \delta)}{8 \sin k} \mathbb{I}_2, & M_{12} &= \frac{-\gamma(1 + \delta)}{8 \sin k} \mathbb{I}_2 \\ M_{21} &= \frac{\gamma(1 + \delta)}{8 \sin k} \mathbb{I}_2, & M_{22} &= \frac{8 \sin k + \gamma(1 + \delta)}{8 \sin k} \mathbb{I}_2 \end{aligned} \quad (\text{A23})$$

Imposing $M_{11}(k) = \mathbb{O}_2$ yields the CPA condition

$$\gamma_* = \frac{8}{1 + \delta} \sin k \quad \Leftrightarrow \quad k_* = \arcsin \frac{\gamma(1 + \delta)}{8} \quad (\text{A24})$$

3. Cross-Stitch - Nonlinear Regime

In the nonlinear regime of the Cross-Stitch lattice we cannot apply the transfer matrix M strategy in Eq.(A4) to obtain the CPA condition.

$$\begin{aligned} \mu a_n &= -a_{n-1} - a_{n+1} - b_{n-1} - b_{n+1} - hb_n + g|a_n|^2 a_n \\ &\quad - \left[\frac{i\gamma}{2}a_n + \frac{i\gamma\delta}{2}b_n \right] \delta_{n,0} \\ \mu b_n &= -b_{n-1} - b_{n+1} - a_{n-1} - a_{n+1} - ha_n + g|b_n|^2 b_n \\ &\quad - \left[\frac{i\gamma\delta}{2}a_n + \frac{i\gamma}{2}b_n \right] \delta_{n,0} \end{aligned} \quad (\text{A25})$$

Nevertheless, we can show that nonlinearity does not alter the linear CPA condition in the following way. We consider only the Case 2 - V_2 of the dissipation, as this turns into V_1 for $\delta = 0$.

Let us consider the steady-state solution $\Psi_n = (a_n, b_n)^T e^{-i\mu t}$ for Eq.(A25). We then consider the ansatz Eq.(A1) reduced to $a_L = b_R = \rho \Phi_1$ and $\Phi_1 = \frac{1}{\sqrt{2}}(1, 1)^T$ and $b_L = a_R = 0$

$$U_n = \Phi_1 \begin{cases} \rho e^{ikn} & n < 0 \\ \rho & n = 0 \\ \rho e^{-ikn} & n > 0. \end{cases} \quad (\text{A26})$$

For small amplitude waves, this fixes $\mu' = -h - 4 \cos k + g\rho^2$. Eq.(A25) at $n = 0$ then reads

$$\begin{aligned} \mu' \rho &= -2\rho(e^{-ik} + e^{-ik}) - h\rho + g\rho^3 - i\frac{\gamma}{2}(1 + \delta)\rho \\ \Leftrightarrow \quad \mu' &= -4e^{-ik} - h + g\rho^2 - i\frac{\gamma}{2}(1 + \delta) \\ \Leftrightarrow \quad -h - 4 \cos k + g\rho^2 &= -4e^{-ik} - h + g\rho^2 - i\frac{\gamma}{2}(1 + \delta) \\ \Leftrightarrow \quad -4 \cos k &= -4e^{-ik} - i\frac{\gamma}{2}(1 + \delta) \\ \Leftrightarrow \quad \cos k - e^{-ik} &= i\frac{\gamma}{8}(1 + \delta) \\ \Leftrightarrow \quad \frac{e^{ik} - e^{-ik}}{2} &= i\frac{\gamma}{8}(1 + \delta) \quad \Leftrightarrow \quad \sin k = \frac{\gamma(1 + \delta)}{8} \end{aligned} \quad (\text{A27})$$

yielding the same CPA condition Eq.(A24) valid in the linear regime $g = 0$.

Appendix B: numerical simulation

1. Gaussian beams

Let us consider the Cross-Stitch lattice in Eq.(A25) written in components $\Psi_n = (a_n, b_n)^T$ with no dissipation $\gamma = 0$. Since the mode $\Phi_1 = \frac{1}{\sqrt{2}}(1, 1)^T$ associated to the dispersive band of the model $\mu_1(k) = -h - 4 \cos k$

is symmetric upon the two components, we initialize a small amplitude propagating wave with Gaussian profile located at the unit-cell $n_R \gg 0$ - as shown in Fig.9(a) - by defining a symmetric excitation $a_n = b_n$, with

$$a_n = P_0 e^{-\alpha(n-n_R)^2} e^{-ik(n-n_R)} \quad (\text{B1})$$

Here k is the quasi-momentum, α is called the inverse width of the wave and P_0 is the amplitude. In Fig.9(b) we show the time-evolution of this Gaussian beam. Let us observe that this wave packet is not mono-chromatic. However, the choice of α implies a spatial width of the beam of approximatively fifteen unit-cells, with a correspondent frequency range of the packet in the reciprocal k -space lower than 10^{-1} . This choice therefore keeps the frequency width of the wave packet close to the desired one.

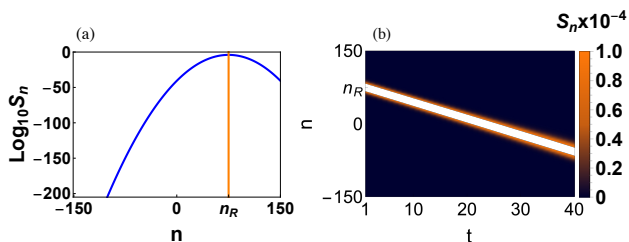


Figure 9: (a) Spatial profile of the initial excitation in Eq.(B1) for $P_0 = 0.01$ and $\alpha = 0.0075$, with $n_R = 75$. (b) Time evolution of S_n for $k = 1$. Here $g = 1$, $h = 1$.

In order to achieve CPA, two counter-propagating beams which meet at unit-cell $n = 0$ (where the dissipation will be located) are required. We achieve this by considering two equal beams in Eq.(B1) which departs from opposite sides $n_R \gg 0$ and $n_L \ll 0$ with $n_L = -n_R$ and opposite quasi-momentum k - as shown in Fig.10(a) - by defining a symmetric excitation $a_n = b_n$ with

$$a_n = P_0 e^{-\alpha(n-n_R)^2} e^{-ik(n-n_R)} + P_0 e^{-\alpha(n-n_L)^2} e^{ik(n-n_L)} \quad (\text{B2})$$

This is visualized in Fig.10(b), where we see that the two beams collide at the unit-cell $n = 0$.

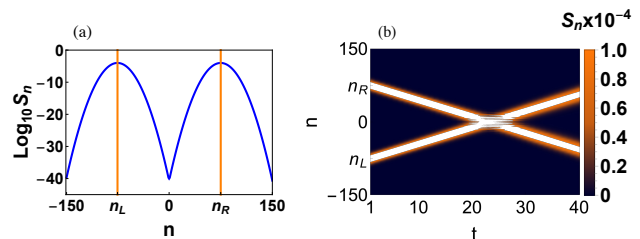


Figure 10: (a) Spatial profile of the initial excitation in Eq.(B2) for $P = 0.01$ and $\alpha = 0.0075$, with $n_R = 75$ and $n_L = -75$. (b) Time evolution of S_n for $k = 1$. Here $g = 1$, $h = 1$.

The very same strategy has been applied to visualize CPA in the nonlinear diamond chain, whose components are $\Psi_n = (a_n, b_n, c_n)^T$. Since the eigenmodes $\phi_{1,2} = (1, 1, \pm\sqrt{2}e^{-k/2})^T/2$ of the two dispersive bands $\mu_{1,2}(k) = (-h \pm \sqrt{h^2 + 16 + 16 \cos k})/2$ is symmetric on the outer components a_n, b_n and has $\pm\sqrt{2}e^{-k/2}$ as a multiplicative factor on the central component c_n , we define the Gaussian beams

$$a_n = P_0 e^{-\alpha(n-n_R)^2} e^{-ik(n-n_R)} + P_0 e^{-\alpha(n-n_L)^2} e^{ik(n-n_L)} \quad (\text{B3})$$

with $b_n = a_n$ and $c_n = \pm\sqrt{2}e^{-k/2}a_n$.

2. Computations

All the numerical simulations of the time-evolution herewith shown have been performed using the commercial software Mathematica and employing the 4th-order explicit Runge-Kutta scheme.

-
- [1] A. Mostafazadeh, "Spectral singularities of complex scattering potentials and infinite reflection and transmission coefficients at real energies," *Phys. Rev. Lett.* **102**, 220402 (2009).
 - [2] D. G. Baranov, A. Krasnok, T. Shegai, A. Alù, and Y. Chong, "Coherent perfect absorbers: linear control of light with light," *Nature Reviews Materials* **2**, 17064 (2017).
 - [3] Y. D. Chong, L. Ge, H. Cao, and A. D. Stone, "Coherent perfect absorbers: Time-reversed lasers," *Phys. Rev. Lett.* **105**, 053901 (2010).
 - [4] S. Longhi, " \mathcal{PT} -symmetric laser absorber," *Phys. Rev. A* **82**, 031801 (2010).
 - [5] Y. D. Chong, L. Ge, and A. D. Stone, " \mathcal{PT} -symmetry breaking and laser-absorber modes in optical scattering systems," *Phys. Rev. Lett.* **106**, 093902 (2011).
 - [6] D. A. Zezyulin, H. Ott, and V. V. Konotop, "Coherent perfect absorber and laser for nonlinear waves in optical waveguide arrays," *Opt. Lett.* **43**, 5901 (2018).
 - [7] A. Müllers, B. Santra, C. Baals, J. Jiang, J. Benary, R. Labouvie, D. A. Zezyulin, V. V. Konotop, and H. Ott, "Coherent perfect absorption of nonlinear matter waves," *Science Advances* **4** (2018), 10.1126/sciadv.aat6539.
 - [8] J. Jeffers, "Nonlocal coherent perfect absorption," *Phys. Rev. Lett.* **123**, 143602 (2019).
 - [9] D. Leykam, A. Andreev, and S. Flach, "Artificial flat band systems: from lattice models to experiments," *Advances in Physics: X* **3**, 1473052 (2018).

- [10] D. Leykam and S. Flach, “Perspective: Photonic flat-bands,” *APL Photonics* **3**, 070901 (2018).
- [11] S. Flach, D. Leykam, J. D. Bodyfelt, P. Matthies, and A. S. Desyatnikov, “Detangling flat bands into fano lattices,” *EPL (Europhysics Letters)* **105**, 30001 (2014).
- [12] W. Maimaiti, A. Andreanov, H. C. Park, O. Gendelman, and S. Flach, “Compact localized states and flat-band generators in one dimension,” *Phys. Rev. B* **95**, 115135 (2017).
- [13] M. Röntgen, C. V. Morfonios, and P. Schmelcher, “Compact localized states and flat bands from local symmetry partitioning,” *Phys. Rev. B* **97**, 035161 (2018).
- [14] W. Maimaiti, S. Flach, and A. Andreanov, “Universal $d = 1$ flat band generator from compact localized states,” *Phys. Rev. B* **99**, 125129 (2019).
- [15] D. Leykam, S. Flach, O. Bahat-Treidel, and A. S. Desyatnikov, “Flat band states: Disorder and nonlinearity,” *Phys. Rev. B* **88**, 224203 (2013).
- [16] J. D. Bodyfelt, D. Leykam, C. Danieli, X. Yu, and S. Flach, “Flatbands under correlated perturbations,” *Phys. Rev. Lett.* **113**, 236403 (2014).
- [17] C. Danieli, J. D. Bodyfelt, and S. Flach, “Flat-band engineering of mobility edges,” *Phys. Rev. B* **91**, 235134 (2015).
- [18] D. Leykam, J. D. Bodyfelt, A. S. Desyatnikov, and S. Flach, “Localization of weakly disordered flat band states,” *The European Physical Journal B* **90**, 1 (2017).
- [19] M. Johansson, U. Naether, and R. A. Vicencio, “Compactification tuning for nonlinear localized modes in sawtooth lattices,” *Phys. Rev. E* **92**, 032912 (2015).
- [20] A. Ramachandran, C. Danieli, and S. Flach, “Fano resonances in flat band networks,” in *Fano Resonances in Optics and Microwaves: Physics and Applications*, edited by E. Kamenetskii, A. Sadreev, and A. Miroshnichenko (Springer International Publishing, Cham, 2018) pp. 311–329.
- [21] C. Danieli, A. Maluckov, and S. Flach, “Compact discrete breathers on flat-band networks,” *Low Temperature Physics* **44**, 678 (2018).
- [22] S. Mukherjee, A. Spracklen, D. Choudhury, N. Goldman, P. Öhberg, E. Andersson, and R. R. Thomson, “Observation of a localized flat-band state in a photonic lieb lattice,” *Phys. Rev. Lett.* **114**, 245504 (2015).
- [23] R. A. Vicencio, C. Cantillano, L. Morales-Inostroza, B. Real, C. Mejía-Cortés, S. Weimann, A. Szameit, and M. I. Molina, “Observation of localized states in lieb photonic lattices,” *Phys. Rev. Lett.* **114**, 245503 (2015).
- [24] S. Weimann, L. Morales-Inostroza, B. Real, C. Cantillano, A. Szameit, and R. A. Vicencio, “Transport in sawtooth photonic lattices,” *Opt. Lett.* **41**, 2414 (2016).
- [25] N. Masumoto, N. Y. Kim, T. Byrnes, K. Kusudo, A. Löffler, S. Höfling, A. Forchel, and Y. Yamamoto, “Exciton–polariton condensates with flat bands in a two-dimensional kagome lattice,” *New Journal of Physics* **14**, 065002 (2012).
- [26] S. Taie, H. Ozawa, T. Ichinose, T. Nishio, S. Nakajima, and Y. Takahashi, “Coherent driving and freezing of bosonic matter wave in an optical lieb lattice,” *Science Advances* **1** (2015), 10.1126/sciadv.1500854.
- [27] See Supplemental Material at [URL will be inserted by publisher] for additional information .
- [28] R. A. Vicencio, J. Brand, and S. Flach, “Fano blockade by a bose-einstein condensate in an optical lattice,” *Phys. Rev. Lett.* **98**, 184102 (2007).
- [29] D. Leykam, S. Flach, and Y. D. Chong, “Flat bands in lattices with non-hermitian coupling,” *Phys. Rev. B* **96**, 064305 (2017).
- [30] J. Vidal, B. Douçot, R. Mosseri, and P. Butaud, “Interaction induced delocalization for two particles in a periodic potential,” *Phys. Rev. Lett.* **85**, 3906 (2000).
- [31] M. Di Liberto, S. Mukherjee, and N. Goldman, “Nonlinear dynamics of aharonov-bohm cages,” *Phys. Rev. A* **100**, 043829 (2019).
- [32] G. Gligorić, P. P. Beličev, D. Leykam, and A. Maluckov, “Nonlinear symmetry breaking of aharonov-bohm cages,” *Phys. Rev. A* **99**, 013826 (2019).
- [33] R. Khomeriki and S. Flach, “Landau-zener bloch oscillations with perturbed flat bands,” *Phys. Rev. Lett.* **116**, 245301 (2016).
- [34] S. Mukherjee and R. R. Thomson, “Observation of localized flat-band modes in a quasi-one-dimensional photonic rhombic lattice,” *Opt. Lett.* **40**, 5443 (2015).
- [35] S. Mukherjee and R. R. Thomson, “Observation of robust flat-band localization in driven photonic rhombic lattices,” *Opt. Lett.* **42**, 2243 (2017).
- [36] S. Mukherjee, M. Di Liberto, P. Öhberg, R. R. Thomson, and N. Goldman, “Experimental observation of aharonov-bohm cages in photonic lattices,” *Phys. Rev. Lett.* **121**, 075502 (2018).
- [37] M. Niță, B. Ostahie, and A. Aldea, “Spectral and transport properties of the two-dimensional lieb lattice,” *Phys. Rev. B* **87**, 125428 (2013).
- [38] J.-P. Eckmann and C. E. Wayne, “Decay of hamiltonian breathers under dissipation,” [arXiv:1907.12632](https://arxiv.org/abs/1907.12632) (2019).
- [39] A. Rodrigues, K. Li, V. Achilleos, P. Kevrekidis, D. Frantzeskakis, and C. M. Bender, “ \mathcal{PT} -symmetric double well potentials revisited: bifurcations, stability and dynamics,” [arXiv:1207.1066](https://arxiv.org/abs/1207.1066) (2012).
- [40] C. W. Hsu, B. Zhen, D. A. Stone, J. D. Joannopoulos, and M. Soljacic, “Bound states in the continuum,” *Nature Reviews Materials* **1**, 16048 (2016).
- [41] X. Fang, M. Lun Tseng, J.-Y. Ou, K. F. MacDonald, D. Ping Tsai, and N. I. Zheludev, “Ultrafast all-optical switching via coherent modulation of metamaterial absorption,” *Applied Physics Letters* **104**, 141102 (2014).
- [42] W. Wan, Y. Chong, L. Ge, H. Noh, A. D. Stone, and H. Cao, “Time-reversed lasing and interferometric control of absorption,” *Science* **331**, 889 (2011).
- [43] M. Papaioannou, E. Plum, J. Valente, E. T. F. Rogers, and N. I. Zheludev, “All-optical multichannel logic based on coherent perfect absorption in a plasmonic metamaterial,” *APL Photonics* **1**, 090801 (2016).