

Mixed Integer Neural Inverse Design

NAVID ANSARI, Max Planck Institute for Informatics, Germany
 HANS-PETER SEIDEL, Max Planck Institute for Informatics, Germany
 VAHID BABAEI, Max Planck Institute for Informatics, Germany

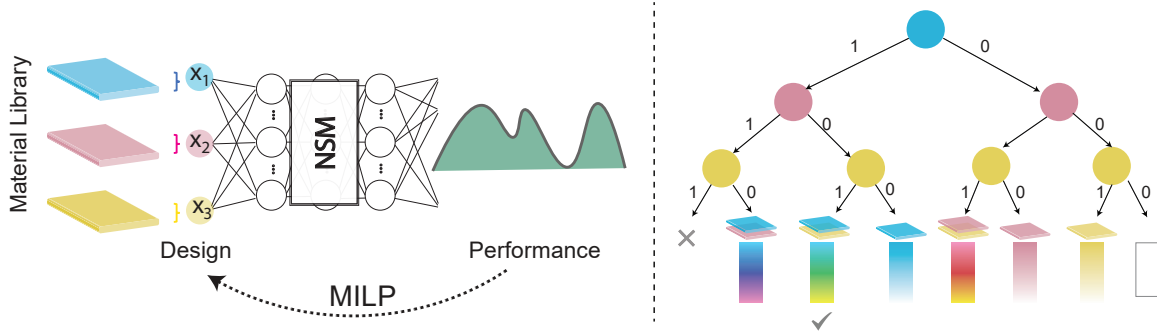


Fig. 1. Taking advantage of the underlying mathematical properties of neural surrogate models (NSMs), we address challenging problems in neural inverse design. For example, given a piecewise linear NSM (left) that predicts the spectrum of a 3D printed surface as a function of the input ink ratios, we can find the best *pair* of inks for reproducing a certain target. On the right, we show how this toy problem, when cast as a mixed-integer linear programming (MILP), is solved combinatorially.

In computational design and fabrication, neural networks are becoming important surrogates for bulky forward simulations. A long-standing, intertwined question is that of inverse design: how to compute a design that satisfies a desired target performance? Here, we show that the piecewise linear property, very common in everyday neural networks, allows for an inverse design formulation based on mixed-integer linear programming. Our mixed-integer inverse design uncovers globally optimal or near optimal solutions in a principled manner. Furthermore, our method significantly facilitates emerging, but challenging, combinatorial inverse design tasks, such as material selection. For problems where finding the optimal solution is not desirable or tractable, we develop an efficient yet near-optimal hybrid optimization. Eventually, our method is able to find solutions provably robust to possible fabrication perturbations among multiple designs with similar performances.

Additional Key Words and Phrases: Computational design, fabrication, inverse design, mixed-integer programming, neural networks, surrogate models

1 INTRODUCTION

Data-driven prediction of the design’s *performance* is an indispensable tool in computational design and fabrication. The amazing success of deep neural networks in computer vision and natural language processing is propelling the development of neural-network based surrogate models, or neural surrogate models (NSMs), in computational design [Jiang et al. 2020]. NSMs either learn and replace

computationally expensive physics-based simulations [Kiarashinejad et al. 2020] or are fitted to measured data when accurate simulations are not available [Shi et al. 2018]. In addition to accelerating the computational design pipeline, generality is an implicit but important advantage of learned surrogate models: the same developed machinery can be applied to NSMs learned independently for different applications.

Forward predictions are essential for troubleshooting and analysis in computational design. But, oftentimes, their most important application is in *inverse design*, i.e., the reverse process of mapping functional goals into fabricable designs. Although there have been recent progress in inverting neural networks [Ren et al. 2020a], there remain many unaddressed challenges. Due to the non-convexity of NSMs [Bunel et al. 2018], none of the current neural network inversion methods is capable of reasoning about the optimality of the obtained solutions. Moreover, for many naturally occurring combinatorial problems in computational design, such as selecting an optimal subset of materials, we still have to resort to stochastic algorithms.

Our main insight in this work is that given a *piecewise linear* neural surrogate model (PL-NSM), the inverse design problem can be formulated as a mixed-integer linear program (MILP). The piecewise linearity assumption is not particularly restrictive: most common neural networks are a composition of linear transformations, such as fully-connected or convolution layers, and piecewise linear activation functions, such as the rectified linear unit (ReLU). A MILP formulation of NSM-based inverse design addresses the challenges mentioned above. The MILP can be solved with measurable optimality as it produces the *gap* between the objective’s *relaxed* and

Authors’ addresses: Navid Ansari, Max Planck Institute for Informatics, Saarbrücken, Germany, nansari@mpi-inf.mpg.de; Hans-Peter Seidel, Max Planck Institute for Informatics, Saarbrücken, Germany, hpseidel@mpi-sb.mpg.de; Vahid Babaei, Max Planck Institute for Informatics, Saarbrücken, Germany, vbabaei@mpi-inf.mpg.de.

feasible solutions¹. For small and medium sized networks, our inverse design objective typically reaches a gap of 0, i.e., finds the globally optimal design. For larger networks, due to the combinatorial complexity of solving MILPs, finding global optima becomes increasingly difficult. Nevertheless, for these networks the solutions are still *near optimal* as the relaxed solution can be computed via integer relaxation of the corresponding MILP, i.e., a convex linear program. We also show that the objective’s feasible solution can be computed using alternative inverse methods thereby accelerating the gap closure via a hybrid of gradient-based and MILP approaches. Furthermore, the MILP can be straightforwardly augmented to solve challenging combinatorial inverse design problems. This is a significant advantage, as a large portion of inverse design problems are combinatorial by nature due to different fabrication requirements. Finally, when the optimization objective for many designs is similar, our method can be used to sort those solutions based on their robustness to different perturbations. The main contributions of this paper are:

- A novel method of inverse design via casting the inversion of piecewise linear NSMs as mixed-integer linear programming.
- Introducing a hybrid approach capable of providing near optimality certificate while inverting large neural networks.
- Proposing a framework to reliably analyze the robustness of the inverse designs.
- Equipping the MILP inverse design with combinatorial constraints and applying it on a range of real-world problems.

We evaluate our proposed approaches through an extensive set of experiments in spectral printing and photonic design. We will release the code to ensure the reproducibility of our results.

2 BACKGROUND AND RELATED WORK

Functional Fabrication. One of the most important missions of computational design and fabrication is to translate functional goals, or performances, into fabricable designs [Bermano et al. 2017]. In the computational fabrication literature, there are many examples trying to find a design for a prescribed performance. Example performances include deformation [Schumacher et al. 2015], color [Sumin et al. 2019], gloss [Matusik et al. 2009], shadow [Mitra and Pauly 2009], relief [Schüller et al. 2014], caustics [Schwartzburg et al. 2014], etc. In order to solve these challenging inverse problems, often, the fabrication process is first modeled in a forward fashion where the performance is predicted from its corresponding design. Then, to solve the original *performance to design* problem, the forward process is inverted using an optimization. Inspired by the similarity among these problems, Chen et al. [2013] propose a framework, called *spec2fab*, that abstracts the functional fabrication process in a general manner. In this work, we focus on functional fabrication problems whose forward modeling is expressed via a piecewise linear neural network.

¹Relaxed solutions are obtained by partially dropping the integer constraints of the original problem. As a result, in case of a minimization (maximization) the relaxed solution is an estimate guaranteed to be smaller (larger) than the optimal feasible solution. The MILP solver tries in parallel to find better feasible solutions and to improve the relaxed solution by progressively dropping fewer integer constraints. When finally all constraints are considered, the relaxed and feasible solutions are equal, $Gap = 0$, and we have found the optimal solution.

Neural Networks and Computational Design. Neural networks can map designs to performances by approximating complex physics simulations [Kiarashinejad et al. 2020]. Moreover, they can operate as purely data-driven simulations when accurate physics-based models are unavailable or difficult to develop [Shi et al. 2018]. In addition to accelerating the computations, neural surrogate models are highly transferable across different applications due to their underlying similarities. Perhaps *photonic design* is the front-runner field in using neural surrogate models for computational design [Jiang et al. 2020]. Also, in computational fabrication we are seeing a surge in the use of NSMs, such as in computational design of cold-bent glass façades [Gavriil et al. 2020], appearance-preserving tactile design [Tymms et al. 2020], or fine art reproduction [Shi et al. 2018].

A particularly interesting related work is the recent ink selection method [Ansari et al. 2020]. In order to benefit from MILP solvers, for the ink selection problem, this work develops a linear, but approximate forward model that predicts the spectra of different ink combinations. (In general, developing such linear spaces requires deep domain knowledge and specialized measurements.) In a second stage, for spectral reproduction of a given painting, an accurate data-driven forward model based on NSMs is deployed. Here we show that *both* ink selection and spectral reproduction can be performed using a single neural-network forward model without requiring additional, specialized models.

Neural Network Inversion. Recently, there has been a surge in inverse models for neural networks. The first solution coming to mind is to train neural networks in the reverse direction using the training data. This naive approach fails because of the one-to-many nature of the problem: the same performance could lead to different designs causing problems during optimization (e.g., via inconsistent gradients). In order to bypass this challenge, *tandem* networks [Liu et al. 2018; Shi et al. 2018] map performances into designs using a first neural network but, in order to compute a consistent loss, use a pre-trained forward network to map the resulting design into its corresponding performance. Conditional variational auto-encoders [Kingma and Welling 2013] have also been used for the inverse design task [Kiarashinejad et al. 2020]. These networks condition the design on the target performance and yield a distribution of solutions from which multiple samples could be drawn. An invertible neural network [Ardizzone et al. 2019], based on *real NVP* [Dinh et al. 2017], is another inversion method. In this method, a specialized architecture based on normalizing flows is trained in both forward and inverse directions leading to a bijective mapping between design and performance spaces.

Very recently, Ren et al. [2020a] benchmarked these inverse methods and found out that a gradient-based method, via backpropagation with respect to the design variables, results in significantly more accurate solutions. Dubbed as *neural adjoint* (NA), this method uses a boundary loss to punish infeasible designs. It also runs the optimization starting from multiple random initial guesses in search for the best objective value. In Section 4, we evaluate our method against NA extensively.

Mixed-Integer Programming and Neural Networks. The mathematical optimization problems in which all or some of variables are

integers are known as mixed-integer programming² (MIP) [Floudas 1995]. A technique for solving MIPs with nonlinear, nonconvex functions, dating back to Markowitz and Manne [1957], is to estimate those functions with piecewise linear functions [Belotti et al. 2013]. The resulting approximation, usually via auxiliary binary variables, is a mixed-integer linear programming with more scalable and efficient solvers. The connection between piecewise linearity of some class of neural networks and MILP solvers has only recently been identified [Cheng et al. 2017]. MILP formulation has since been exploited for formal verification of networks against adversarial attacks [Fischetti and Jo 2018]. It is important to note that unlike the classic use of piecewise linear functions for *approximating* nonlinear functions, MILP representation is simply a *reformulation* of the already piecewise linear networks without any approximation. We borrow the MILP formulation of piecewise-linear networks, initially appeared in the formal verification literature [Fischetti and Jo 2018; Bunel et al. 2018; Tjeng et al. 2019], and develop a novel neural inverse design framework. To the best of our knowledge, we are the first to introduce the MILP-based *neural inverse design* and extend it to related tasks, such as combinatorial inverse design problems.

3 NEURAL INVERSE DESIGN VIA MIXED-INTEGER LINEAR PROGRAMMING

In this section, we take a forward model expressed as a piecewise linear neural network and invert it using mixed-integer linear programming. In addition to solving typical inverse design problems, we show how extra integer constraints can readily be added to our pipeline allowing for solving challenging combinatorial inverse design problems. Additionally, this formulation can be easily adapted for evaluating the robustness of different designs. Finally, our proposed method can be combined with other inversion methods in order to find more accurate near-optimal designs efficiently.

3.1 Mixed-Integer Formulation

A *feedforward* neural network F_θ is built by a number of function compositions [Montufar et al. 2014]

$$x^L = F_\theta(x^0) = f^L \circ g^{L-1} \circ f^{L-1} \circ \dots \circ g^1 \circ f^1(x^0) \quad (1)$$

and maps the input $x^0 \in \mathbb{R}^m$ to the output $x^L \in \mathbb{R}^n$ (note that the last layer does not undergo an activation). Here, f^l is a linear preactivation function

$$f^l(x^{l-1}) = W^l x^{l-1} + b^l \quad (2)$$

$$\forall l \in \{1, 2, \dots, L\}$$

whose weights W^l and biases b^l at all layers (1 to L) make up the network’s parameters θ which are computed during the training. In our notation superscripts and subscripts (to appear later) indicate the layers and nodes, respectively. The function g^l is a nonlinear activation function. Throughout all inverse problems in this work we assume the widely used rectified linear unit or ReLU as the activation function. But using other piecewise linear activation functions, such

²We recommend the following short and gentle introduction to MIP and its solvers to the less familiar reader: <https://www.gurobi.com/resource/mip-basics/>

as leaky ReLU or max pooling layers is straightforward. The ReLU function is defined as

$$x^l = g^l(f^l(x^{l-1})) = \max\{0, W^l x^{l-1} + b^l\}. \quad (3)$$

We adopt a vector-matrix notation for compactness and readability. That is, the max operator in Equation 3 takes a vector input and outputs the component-by-component maxima.

In a general neural inverse problem we search for an input vector x^0 that minimizes a distance, using \mathcal{L}_1 norm³, between the network prediction and a target performance t

$$\operatorname{argmin}_{x^0} \|F_\theta(x^0) - t\|_1. \quad (4)$$

This optimization is very challenging as F_θ is a highly non-linear, non-convex function [Bunel et al. 2018]. Nevertheless, we can exploit the piecewise linear structure of neural networks and model their optimization using mixed-integer linear programming. That is, the optimization only involves linear terms and constraints. In doing so, we eliminate the network’s non-linearities at the cost of introducing new binary and continuous variables.

We follow the MILP-based reformulation of ReLU networks [Tjeng et al. 2019], previously used for formal verification, for solving our central inversion problem, summarized in Equation 4. Given a pre-trained network F_θ with a given set of weights W^l and biases b^l , we encode the inverse problem shown in Equation 4 as a MILP with linear and binary constraints⁴

$$\operatorname{argmin}_{z^1, \dots, z^{L-1}, x^0, \dots, x^L} \|x^L - t\|_1 \quad (5a)$$

$$x^l \leq W^l x^{l-1} + b^l - 1^l(1 - z^l) \quad (5b)$$

$$x^l \geq W^l x^{l-1} + b^l \quad (5c)$$

$$x^l \leq u^l \odot z^l \quad (5d)$$

$$x^l \geq 0 \quad (5e)$$

$$z^l \in \{0, 1\}^{K^l} \quad (5f)$$

For the nodes at layer l we introduce a set of continuous (x^l) and binary (z^l) variables. Vectors 1^l and u^l are the lower and upper bounds to the nodes’ preactivation values $W^l x^{l-1} + b^l$ and are precomputed (see Section 3.3).

While optimizing Equation 5, the solver *branches* on these binary variables and, at the worst case, checks all possible network’s configurations. It is simple to verify that the constraints replace the role of $\max\{0, \cdot\}$ operation: when $z_k^l = 1$ (corresponding to neuron k in layer l), the constraints 5b and 5c are binding and thus $x^l = W^l x^{l-1} + b^l$ for the neuron k . Otherwise, when $z_k^l = 0$, the constraints in equations 5d and 5e are binding and thus $x_k^l = 0$. Note that while we are mostly interested in the optimized value of x^0 , we should optimize all introduced binary and continuous variables to enforce the constraints in Equation 5 and thus have a correct representation of the neural network.

³The \mathcal{L}_1 norm is more amenable to linearization.

⁴Note the curled inequalities and \odot symbol indicate our continuing use of component-by-component convention.

3.2 Combinatorial Inverse Design

The MILP representation of the inverse design problem can take additional integer constraints in a seamless manner. These integer constraints appear in many computational design problems. For example, in a *selection* problem, we are interested in a limited number D of all input design features x^0 , which results in an optimal target performance t . We can cast the selection problem as Equations 5a to 5f **in addition to**

$$\sum_{i=1}^{K^0} q_i \leq D \quad (6a)$$

$$q_i \in \{0, 1\}^{K^0} \quad (6b)$$

$$0 \leq x_i^0 \leq q_i, \quad \forall i \in \{1, 2, \dots, K^0\} \quad (6c)$$

where the vector of inputs to the neural network x^0 is of size K^0 and normalized between 0 and 1, and q is our introduced *selection variable*, a binary vector of same size (different from previously defined binary variables z^l). The inequality constraints 6a and 6c ensure that at most D entries of x^0 take non-zero values and thus used for estimating t . Indices of these entries match the indices of non-zero elements in q and point to the selected elements. Other combinatorial inverse design problems can be formulated similarly by adding proper constraints and integer variables. In Sections 4.2 and 4.3 we show how this formulation is applied to real-world inverse problems.

3.3 Bound Precomputation

We precompute as tight as possible lower l^l and upper u^l bounds to the preactivation values $W^l x^{l-1} + b^l$. There are two main, interrelated advantages in bound tightening. First, it improves the solve time of the problem by strengthening its formulation [Vielma 2015]. Second, tighter bounds can lead to more *stable* ReLUs. Stable ReLUs are those that operate on nodes whose bounds lie completely within either positive or negative domain (see the inset). When the bounds lie within the positive domain (stably active), the value of such a node is always a linear combination of preceding nodes and there is no need to introduce new optimization variables. When the bounds lie within the negative domain (stably inactive), the value of such a node is always zero and therefore the corresponding variables are dropped. Otherwise, we have *unstable* ReLUs for which we should define binary and continuous variables.

The procedure for bound precomputation is similar to our original inverse problem where we calculate the minimum (maximum) of each node of the neural network using the same mixed-integer formulation (Equation 5). Except that instead of minimizing (maximizing) the distance to the target t , we minimize (maximize) the value of each individual node k in layer l :

$$\operatorname{argmin}_{z^1, \dots, z^{l-1}, z_k^l, x^0, \dots, x^{l-1}, x_k^l} x_k^l \quad (7)$$

$$\left(\operatorname{argmax}_{z^1, \dots, z^{l-1}, z_k^l, x^0, \dots, x^{l-1}, x_k^l} x_k^l \right). \quad (8)$$

This optimization is still subjected to constraints 5b to 5f for the considered *node* and all preceding layers.

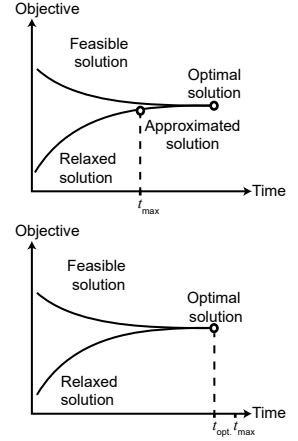
Our bound tightening algorithm is based on [Fischetti and Jo 2018] but extended to include the design constraints. Since designs (x^0 in our notation) usually come with their own constraints, we observe that it is highly beneficial to enforce those constraints when precomputing the nodes' bounds as they lead to tighter bounds. The bound precomputation can be very expensive for larger networks especially within last layers of the network as it should be performed on each node separately. In practice,

we set a time limit (t_{\max}) for the solver during this computation. If we stop the optimization prematurely, the relaxed solution of the optimization is the node's bound. As depicted in the inset figures, relaxed solutions are conservative estimation of the optimal solutions and guarantee that in case of a minimization (maximization) there are no smaller (larger) solutions than this estimation. The feasible solution, however, is the solution that is found for the original MILP problem thus far and there could be smaller (larger) values if the minimization (maximization) continues. It is important to note that using feasible solution as upper and lower bounds in an early-stopped optimization, results in overestimating the lower bound and underestimating the upper bound values. This will lead to calculating incorrectly tighter bounds and overestimating the number of stable ReLUs, which results in sub-optimal solutions. Algorithm 1 presents the extended bound computation step by step.

3.4 Combination of Gradient-Based Optimizations and MILP

For non-combinatorial inverse design problems, gradient-based optimizations are an attractive choice given that the network's gradient information can be efficiently computed via automatic differentiation. The neural adjoint (NA) method [Ren et al. 2020a], for example, relies on a gradient descent approach based on backpropagation algorithm [Hecht-Nielsen 1992] for inverting neural networks. The process is very similar to network training except instead of network's parameters its input is optimized. Despite its good scalability with network's size, this (and any other) neural inverse method is unable to reason about the optimality of the obtained solutions.

Using our method, once the neural inverse design is formulated via MILP, we immediately obtain a relaxed solution to the objective. Typical MILP solvers search recursively for both feasible and relaxed solutions of the objective and try to close their gap as quickly as



ALGORITHM 1: Nodes' Lower and Upper Bound Precomputation.

```

Input
 $F_\theta$  // Trained neural network
 $t_{\max}$  // Time limit for optimization
Design constraints // e.g., fabrication constraints
Output
Constraints // The set of all constraints including
the upper and lower bounds
begin
  Constraints  $\leftarrow$  Design constraints
  for  $l \leftarrow 1$  to  $L$  do
    // Layers
    Optimizer  $\leftarrow$  Constraints // Updating the
    optimizer with new constraints after
    proceeding to the next layer
    for  $k \leftarrow 1$  to  $K$  do
      // Nodes at layer  $l$ 
      Start Timer
      Optimizer  $\leftarrow$  Obj (Equation 7)
      while Optimizer do
        if  $Timer \geq t_{\max}$  or  $Gap == 0$  then
           $l_k^l = MILP_{relaxed}$  // Relaxed solution
          determines the bound
          Constraints  $\leftarrow l_k^l$ 
          Break // Reaching the time limit or
          finding the optimal solution stops
          the optimization
        end
      end
      Start Timer
      Optimizer  $\leftarrow$  Obj (Equation 8)
      while Optimizer do
        if  $Timer \geq t_{\max}$  or  $Gap == 0$  then
           $u_k^l = MILP_{relaxed}$ 
          Constraints  $\leftarrow u_k^l$ 
          Break
        end
      end
    end
  end
end

```

possible [Klotz and Newman 2013]. Therefore, any feasible solution is a near optimal solution because we know how far it is from the (conservative) relaxed solution at any moment. Given the obtained solutions via NA are all feasible to the MILP objective, we can solve for the relaxed solution of the objective via MILP and its feasible solution via NA. In practice we run NA and the MILP on the same network simultaneously and track the optimality gap. Note that reaching $Gap = 0$ might not be necessary for all problems. Depending on the accuracy of the underlying neural network we can early-stop the optimization at a larger optimality gap. Moreover, for large neural networks (larger than 4 layers each 150 neuron wide in our experience) it is not tractable to insist on a zero gap. As we show in Section 4.4, NA solutions (in case of minimization) reduce the objective's feasible solutions significantly more quickly resulting in a tighter objective's bound in a less amount of time.

3.5 Design Robustness

Inverse designs are typically one-to-many problems where for a given performance there are multiple acceptable designs. It is therefore interesting to study other attributes during inverse design. An important attribute is the robustness of designs to possible perturbations during fabrication [Sigmund 2009]. We define the robustness of a computed, candidate design \hat{x}^0 as the maximum deviation of its performance from a desired target performance t when the candidate design is perturbed by a small positive number ϵ at each dimension. In other words, we look for the worst performance of a design when it is allowed to roam inside a hypercube around it. The mixed integer formulation allows us to find the *provably* worst performance. We write this problem as

$$\begin{aligned} & \underset{z^1, \dots, z^{L-1}, x^0, \dots, x^L}{\operatorname{argmax}} \left\| x^L - t \right\|_1 \\ & \hat{x}_i^0 - \epsilon \leq x_i^0 \leq \hat{x}_i^0 + \epsilon, \quad \forall i \in \{1, 2, \dots, K^0\}. \end{aligned} \quad (9)$$

Once again this optimization is subjected to constraints 5b to 5f. Note that the candidate design \hat{x}^0 need not necessarily come from MILP-based inversion. In our case, in Section 4.5, we use the neural adjoint (NA) method for computing candidate designs. In general, robustness computation is more efficient than typical MILP-based inversion as the design is usually perturbed within a small neighborhood. This, on top of bound precomputation, leads to further reduction of unstable ReLUs.

4 EVALUATION

In this section, we demonstrate the potential of our proposed method. For our analyses and experiments, we focus on real-life applications in neural spectral printing [Shi et al. 2018; Ansari et al. 2020] and photonic design [Peurifoy et al. 2018; Nadell et al. 2019]. We solve all MILPs using Gurobi, a state-of-the-art solver [Gurobi Optimization 2018]. In order to better relate the experiments to the theory (developed in Section 3), in Table 1, we summarize the setup of each experiment in connection with Equations 5 and 6. All bound precomputation and most of MILPs are solved on a CPU clusters with 256 cores. This does not mean that employing all cores is always desirable when solving a MILP. In practice, we find that using more than 30 cores does not help with the speed up. On the other hand, the nodes' bound precomputation is trivially parallelizable for the nodes belonging to the same layer. In all experiments, the reported objective (or error) is based on the \mathcal{L}_1 norm. The time limit t_{\max} for bound precomputation is set to 150 seconds.

4.1 Neural Spectral Separation

We begin by studying a neural inverse problem in spectral printing. Spectral printing ensures that printed items are visually close to the originals, independent of the color of the light source under which they are observed. In this experiment we used two different neural networks as the input to our method. The 4-ink network is a trained PL-NSM with 4 hidden layers each having 100 neurons and ReLU activation functions [Ansari et al. 2020]. The 44-ink network is a trained PL-NSM with 2 hidden layers each having 50 neurons and ReLU activation functions. The 4-ink network, a surrogate for a forward spectral prediction model, has a 4D design space made of

Table 1. The setup of each experiment in connection with Equations 5 and 6.

Experiment name	Experiment mode	Variables of Equation 5 and 6			Design constraints	Variable of interest
		t (Target)	x^0 (Input)	x^L (Output)		
<i>Neural Spectral Separation</i>	4-ink network	Perfect gray spectrum ($t \in \mathbb{R}^{31}$)	Ink ratios ($x^0 \in \mathbb{R}^4$)	Gray spectrum ($x^L \in \mathbb{R}^{31}$)	$0 \leq x^0 \leq 1$	x^0
	44-ink network	Perfect gray spectrum ($t \in \mathbb{R}^{31}$)	Ink ratios ($x^0 \in \mathbb{R}^{44}$)	Gray spectrum ($x^L \in \mathbb{R}^{31}$)	$0 \leq x^0 \leq 1$	x^0
<i>Material Selection</i>	Selection	Matrix of 6 spectra ($t \in \mathbb{R}^{6 \times 31}$)	Matrix of 6 area coverage ($x^0 \in \mathbb{R}^{6 \times 44}$)	Matrix of 6 spectra ($x^L \in \mathbb{R}^{6 \times 31}$)	Equation 6, $D = 2$, $q \in \{0, 1\}^{44}$	q
	Inversion	Painting's color spectrum ($t \in \mathbb{R}^{31}$)	Ink ratios ($x^0 \in \mathbb{R}^{44}$)	Color spectrum ($x^L \in \mathbb{R}^{31}$)	$0 \leq x^0 \leq q$	x^0
<i>Nano-Photonics</i>	Inversion (rounded)	Scattering cross section ($t \in \mathbb{R}^{200}$)	Spherical shell thickness ($x^0 \in \mathbb{R}^4$)	Scattering cross section ($x^L \in \mathbb{R}^{200}$)	$0 \leq 10x^0 \leq 70$	$\text{Round}(x^0)$
	Integer-constrained inversion	Scattering cross section ($t \in \mathbb{R}^{200}$)	Spherical shell thickness ($x^0 \in \mathbb{Z}^4$)	Scattering cross section ($x^L \in \mathbb{R}^{200}$)	$0 \leq 10x^0 \leq 70$	x^0
<i>Contoning</i>	Inversion (rounded)	Color spectrum ($t \in \mathbb{R}^{31}$)	Ink layer thickness ($x^0 \in \mathbb{R}^{11}$)	Color spectrum ($x^L \in \mathbb{R}^{31}$)	$0 \leq x_i^0 \leq 30$, $\sum_1^{11} x_i^0 = 30$	$\text{Round}(x^0)$
	Integer-constrained inversion	Color spectrum ($t \in \mathbb{R}^{31}$)	Ink layer thickness ($x^0 \in \mathbb{Z}^{11}$)	Color spectrum ($x^L \in \mathbb{R}^{31}$)	$0 \leq x_i^0 \leq 30$, $\sum_1^{11} x_i^0 = 30$	x^0
<i>MILP-NA combination</i>	-	Perfect gray spectrum ($t \in \mathbb{R}^{31}$)	Ink ratios ($x^0 \in \mathbb{R}^8$)	Gray spectrum ($x^L \in \mathbb{R}^{31}$)	$0 \leq x^0 \leq 1$	x^0 , Optimality Gap
<i>Robustness Analysis</i>	-	Metasurface spectrum ($t \in \mathbb{R}^{300}$)	4×cylinder height and radius ($x^0 \in \mathbb{R}^8$)	Metasurface spectrum ($x^L \in \mathbb{R}^{300}$)	$0 \leq x^0 \leq 1$, $\hat{x}_i^0 - 10^{-3} \leq x_i^0 \leq \hat{x}_i^0 + 10^{-3}$	$\text{argmax} \ x^L - t\ _1$




Fig. 2. Different neural inverse methods for spectral separation of a perfect gray ramp. The error (E) is the sum of objective for all 901 gray spectra. We split the NA's solution in the middle to show both random, and domain-knowledge informed initializations.

CMYK (cyan, magenta, yellow and black) ink ratios and outputs a 31D spectrum. Here the inverse design problem, known as *spectral separation*, concerns finding the ink ratios for a target spectrum. A particularly challenging target for spectral separation is the perfect gray ramp introduced by Ansari et al. [2020]. This gradient is formed

by 901 dark to light ideal gray spectra which have equal reflectivity across all visible wavelengths (Figure 2).

We compare our MILP-based inversion with both the method of tandem, previously used for the exactly same problem [Shi et al. 2018; Ansari et al. 2020], and the neural adjoint (NA) [Ren et al. 2020a] as it has been shown to significantly outperform other neural inverse methods in literature. Figure 2 visualizes the accuracy of different inverse methods for spectral separation. Our method performs 901 separate optimizations (i.e., Equation 5) in order to find the corresponding ink ratios. For NA, we run the 901 optimizations, each 50 times with different random initialization. We allow up to 2000 iterations of Adam [Kingma and Ba 2014] and terminate the optimization if the solution does not improve within a threshold in 10 consecutive iterations. In the tandem method we query the learned inverse method once using a batch of 901 gray spectra as input.

Looking at the spectral separation accuracies in Figure 2, using the 4-ink PL-NSM, both our method and NA perform very well surpassing the tandem method significantly. In fact, with a gap of 0 between the feasible and relaxed solution of the objective, our method finds the *global* optima for all 901 instances. This indicates that the method of NA has also performed remarkably well as its error is only slightly worse than our method. For a better comparison, we re-run an identical set of experiments using a new PL-NSM with 44 inks as input, i.e., a 44D design space. For this network, our method again finds the global optima for all spectral targets. This time, however, NA struggles to find acceptable solutions for many targets and produces an erroneous reproduction. This indicates that NA's performance drops for higher dimensional design spaces likely due to random initialization.

In a second experiment on NA, instead of random initialization, we initialize the optimization with an *informed* guess. That is, in a crude estimation, we assume that the average spectra of all input inks, i.e., when each ink’s contribution is $1/44$, is a 50% gray spectrum. Therefore, for reproducing the pure black, i.e., the darkest gray (100%), each ink is initialized with $2/44$ ratio, and so on. With this informed initialization drawn from domain knowledge, the accuracy of NA increases substantially but still trails MILP’s performance. More importantly, this experiment reveals a significant advantage of our method where unlike NA, due to global optimality, increasing the design space dimensionality does not affect the accuracy. Being insensitive to the initialization is another major advantage as using domain knowledge for informed initial guesses is not always feasible.

Using the MILP approach, the optimization of a single gray spectrum takes on average around 256 and 840 seconds for the 4- and 44-ink PL-NSM, respectively. We spend also around 331s and 3.5 seconds on a one-time precomputation of upper and lower bounds of the network nodes. The NA method, on a Titan X GPU, takes on average 62 and 99 seconds for the 4- and 44-ink PL-NSM, respectively. The fastest method is tandem, spending less than 1 second for all spectra, as querying neural network is extremely efficient, though at the cost of significant accuracy loss.

4.2 Material Selection


Although digital fabrication technologies, such as multi-material 3D printers, have a limited number of channels, there is a vast array of materials that can fill those channels. Consequently, the question of which subset of materials is optimal for a given task (also known as material selection) is becoming a recurrent question [Ansari et al. 2020; Piovarči et al. 2020; Nindel et al. 2021].

Here we reproduce the results of the duotone reproduction experiment from Ansari et al. [2020] via our approach. The effect of the ink selection is highly visible in duotone experiment and the smallest mistake will stand out prominently. Similar to us, Ansari et al. [2020] employ a MILP formulation for the ink selection. However, they need to develop a custom *linear* forward model that requires deep domain knowledge and specialized measurements. Interestingly, for the actual spectral separation, they train NSMs for the selected inks. Here we show that both spectral separation and the ink selection can be performed via purely data-driven NSMs.

In our duotone reproduction setup, following Ansari et al. [2020], given a spectral image we look for the best pair of inks leading to optimal spectral reproduction from within an ink library of 44 inks. The input is the spectral image of a limited palette watercolor painting from Ansari et al. [2020] shown in Figure 3a. We adopt the PL-NSM (Section 4.1) that predicts the spectrum of a set of 44 library inks. As printed data for training a 44-ink network is not provided, we simulate such data using the Neugebauer model [Yule 1967], an analytical spectral prediction model. The Neugebauer primaries are computed using the multiplication of library ink transmittances. Since we are looking for a pair of inks that performs well on the whole image, following Ansari et al. [2020], we sample 6 spectra from the input image. We use the method explained in Section 3.2, relying on both Equations 5 and 6. As we use 6 sampled spectra



(a) Original painting



(b) Reproduction

Fig. 3. Given a PL-NSM that predicts the spectrum of a set of 44 inks, our method finds the optimal pair of inks that results in the best spectral reproduction of the input image.

from the input image, we optimize for the 6 targets t simultaneously via using a sum in Equation 5a. In fact one can see this problem as solving 6 copies of the network simultaneously for 6 different target spectra all of which must satisfy Equation 6. This means that the variables are almost 6x more than solving for a single target (see Table 1).

Our MILP-based ink selection finds the ground truth inks with a gap of 0, i.e., provably the optimal pair of inks for reproduction of the given input (Figure 3a). Having obtained the two optimal inks, in order to reproduce the input image, we could calibrate a new NSM using the reliable, printed data of those two inks. More interesting is to use the same 44-ink network, this time in a spectral separation configuration, in order to simulate how the pair of optimal inks reproduce the painting (Figure 3b). As we see in Figure 3, the reproduction is of high quality. The quality can be still improved if we calibrate the network with printed rather than simulated data. But the remarkable fact of this experiment remains the globally optimal ink selection on a neural network. The time for solving the ink selection problem is 4998s. The time for the spectral separation is, on average, 1.8 seconds for each spectra, and manageable as there are only 5483 unique colors in the scene. Finally, the one-time precomputation of nodes’ bounds took 3.5 seconds.

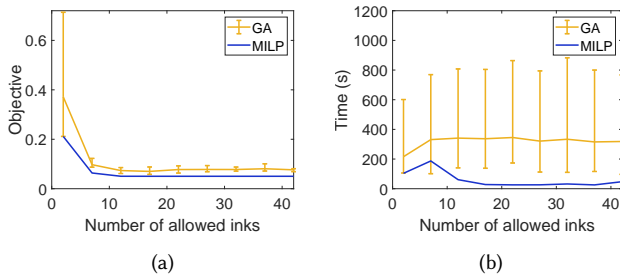


Fig. 4. Comparing our MILP and a GA approach for an ink selection problem. We repeat GA 10 times and report the average, maximum and minimum values.

4.2.1 Comparison with Genetic Algorithm. When selecting 2 out of 44 inks, it might be tempting to try a brute-force approach where the objective for each possible pair of inks is computed and then the pair with the best objective is selected. There are however two major caveats. First, although the number of two-ink combinations in a set of 44 inks is reasonable, selecting a larger number of inks via a brute force approach is infeasible. For example, selecting 10 inks amounts to around 2×10^9 combinations, which means we need to perform this number of optimizations to find the objective for each combination. Second, in the absence of a MILP approach, the objective values may not be optimal.

More appropriate solutions to such combinatorial problems are based on stochastic methods, such as genetic algorithm (GA) or simulated annealing. In this section we compare our proposed method to GA for a selection problem. Genetic algorithm searches the combinatorial space stochastically via their well-known heuristics and, in general, prefer combinations with best objectives. For computing the GA’s objective, we use the interior point method. In Figure 4 we perform ink selection for a single target spectrum each time allowing for a different number of inks. At each step we repeat the experiment 10 times to capture the variance in GA solutions, and show the average, maximum and minimum values. As shown in Figure 4, the MILP approach always yields the optimal solutions, outperforming GA in both time and accuracy. Note that MILP is considerably faster even though minimum GA computation time on the plot seems to be smaller at around 8 inks. This is because MILP computation time should be compared to the GA’s multiple run times until GA converges to a desired solution (due to stochasticity). In this experiment these two methods were evaluated on the same hardware (Intel Xeon CPU E5).

4.3 Integer-Constrained Inverse Design

Apart from material selection, a significant portion of inverse design problems are combinatorial by nature due to the fabrication constraints. For example, *metamaterials* are usually made of juxtaposition of a set of materials (including the void) in 2D or 3D arrays [Bertoldi et al. 2017]. Current approaches assign continuous material properties (such as permittivity) to the elements of these arrays and quantize these values before fabrication. Unfortunately, the quantization step can significantly undo the optimized performance

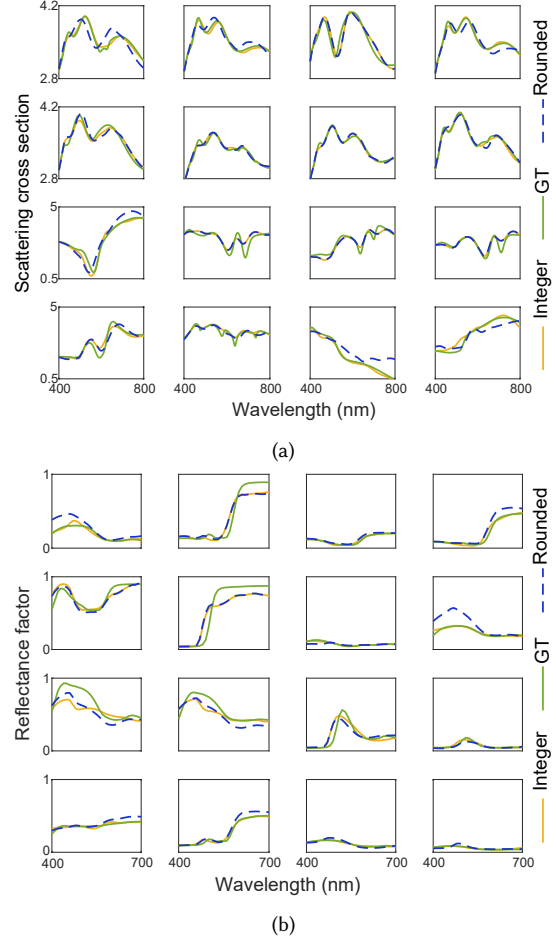


Fig. 5. (a) Optimizing for integer shell thickness of a photonic nano-sphere, and (b) integer 3D printed layer thickness in contouring. In both experiments, one can ignore the integer constraints and solve for continuous solutions to be rounded to nearest integers. Our method allows for directly optimizing the desired integer values with significant accuracy gain over the rounded solution.

[Zhu et al. 2020]. When the forward model is expressed via a PL-NSM, our combinatorial inverse design formulation can seamlessly take such integer constraints into account. Here, we demonstrate two examples of integer-constrained inverse designs.

4.3.1 Nano-Photonics. In this experiment, we consider the light scattering from a multilayer dielectric spherical nano-particle [Peurifoy et al. 2018]. We obtain a different spectral scattering cross section by changing the thickness of the material of each shell. Similar to spectral printing, here we also look for optimal ratios (thicknesses) of the materials which result in a desired spectrum. In order to imitate possible fabrication constraints, we slightly twist the experiment by limiting the materials to take a predefined set of integer thicknesses (from 0 to 70 nm at 10 nm intervals). We train a PL-NSM with 3 layers of 100, 50, and 100 neurons following

Peurifoy et al. [2018] which maps the combination of 4 materials into the resulting spectrum.

We test our methods on 16 target scattering cross sections shown in Figure 5a and, for all targets, reach the globally optimal solution with average objective of 19.47. For comparison, we also perform the same inverse design (via MILP) on the targets but without enforcing integer thicknesses. After rounding the obtained optimal but continuous thicknesses to the nearest allowed integers, the error increases significantly (30.30). For this particular problem, our MILP-based integer-constrained inversion takes on average 44 seconds. We also spend 4.8 seconds on the one-time bound precomputation of the network nodes.

4.3.2 Contoning. In color reproduction for 3D printing via *contoning* [Babaei et al. 2017], inks with different thicknesses can be superposed. Contoning avoids potential artifacts of the alternative halftoning techniques that rely on spatial multiplexing of materials on the surface. While contoning works well when ink concentrations are low, with highly concentrated inks the quantization artifacts start to appear as the thickness can only be controlled via tuning a discrete number of layers. In an experiment similar to the previous one, we show how our method obtains the best discrete arrangement of different ink layers for reproducing a given spectrum.

Following the setup of Shi et al. [2018], we want to reproduce a target spectrum by superposing 30 layers of 11 different inks. We train a PL-NSM with 3 layers of 50 neurons which maps the layer layouts to the spectrum. Our printer can print 30 layers of 11 different inks (see Table 1 for design constraints). We have performed this experiment with two different settings, in our first attempt (similar to [Shi et al. 2018]) we set the $x^0 \in \mathbb{R}^{11}$. Since the smallest amount of ink that our fabrication device can deposit is a single layer, we have to round the elements of x^0 to the nearest integer neighbors. This rounding step introduces error to our designs. In the second setup, by defining $x^0 \in \mathbb{Z}^{11}$ in our MILP formulation we directly solved the integer inverse problem and found the optimal integer design. In Figure 5b, we plot 16 target and reproduced spectra. We also show the resulting spectra obtained by rounding the optimal continuous layer thicknesses to the closest integers. The average error in this experiment is 1.14 and 1.72 for optimal integer and rounded solutions, respectively. Our MILP-based integer-constrained spectral separation takes on average 40 seconds. The bound precomputation for the considered network takes 8 seconds.

4.4 Combination of MILP and NA

One of the greatest advantages of using MILP for inverse design is its optimality or near optimality guarantees. Despite this advantage, the MILP approach does not scale with larger networks. On the other hand, gradient-based local optimizers, such as NA [Ren et al. 2020a] are very efficient even for large networks. As discussed in Section 3.4, NA solutions are feasible solutions to MILP’s objective. Therefore, we can produce feasible solutions via NA and continue using MILP for improving the relaxed solution. In Figure 6, we show this approach on 4 randomly target spectra, in a spectral separation problem. We use a larger PL-NSM consisting of 4 layers of 150 neurons, mapping an 8D ink ratio input to spectra. In all the experiments, NA improves the feasible solution significantly

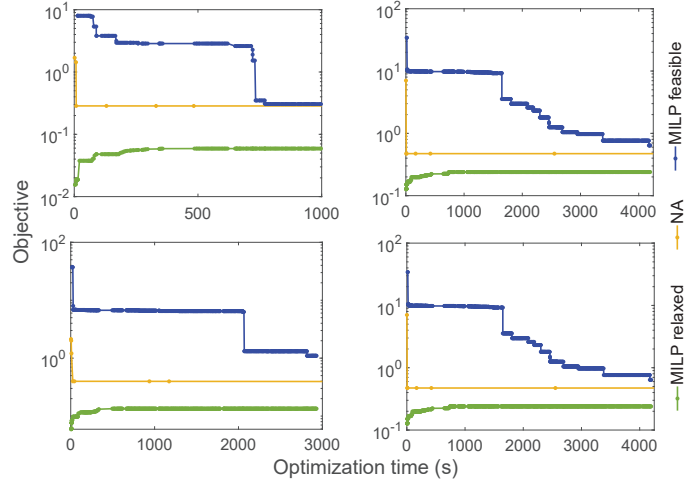


Fig. 6. A NA-MILP hybrid approach. NA closes the optimality gap significantly faster than MILP’s own objective’s feasible solutions.

faster than MILP and by comparing NA solutions with the MILP’s relaxed solution we can reach smaller optimality gaps (distance between the yellow and the green lines instead of the distance between blue and green lines) in a considerably less amount of time. Although we use NA for computing feasible solutions, any other methods capable of yielding feasible solutions efficiently, could be used. Finally, we would like to remind that this technique is only suitable for non-combinatorial inverse design problems where all solutions are trivially feasible.

4.5 Robustness Analysis

For analyzing the robustness of different designs (Section 3.5), we use the recent metasurface setup [Ren et al. 2020a; Nadell et al. 2019]. We train a convolutional PL-NSM that maps 8D designs to 300D spectra. The input design, made of four nano-cylinders, is expressed via the height and radius of each cylinder. The network is made of 4 fully connected layers each with 500 neurons with ReLU activation functions and batch normalization, followed by 3 deconvolution and 1 convolutional layer. Targeting two different spectra, we find a number of corresponding designs via NA which have the best objectives. In Figure 7, we show the (sorted) objectives and corresponding robustness for each solution. While, in Figure 7a, all objectives are comparable, there is one design (solution 19) that has a significantly higher robustness (indicated by a very small circle). This solution is the design of choice for this target spectrum. Moreover, in Figure 7b, sample 1 and 2 give very good accuracy and robustness at the same time and are clearly the most preferred designs. In this experiment, we spend on average 64 seconds on robustness calculation of each design and 3.64 hours on a one-time bound precomputation. We also set ϵ (Equation 9) to 10^{-3} . While we use a simple perturbation model, more sophisticated perturbations, such as erosion and dilation of designs [Sigmund 2009] are possible and left for future work.

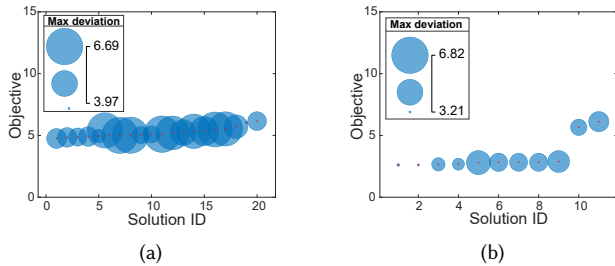


Fig. 7. Robustness analysis of two target spectra of the metasurface design experiment. The size of the circle shows maximum deviation from the objective (Equation 9) and has an inverse relationship with robustness.

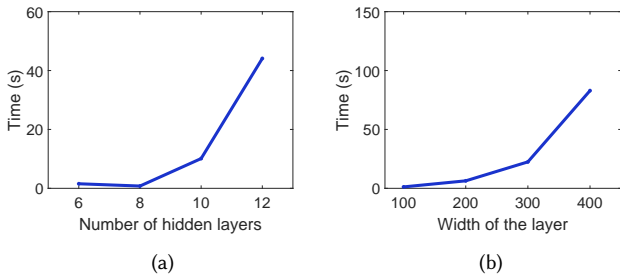


Fig. 8. Scalability of our MILP-based neural inverse design with the depth and width of the network.

4.6 Scalability of MILP-Based Neural Inverse Design

While MILPs are known to be NP-hard problems [Bunel et al. 2020], it is interesting to study their scalability in our context. We choose the neural spectral separation experiment (Section 4.1) as a case study for our scalability analysis. First, in order to see the effect of network’s depth on the solve time, we train 4 different PL-NSMs that perform forward spectral prediction for 8 inks. The trained networks have from 6 to 12 hidden layers, each with 50 neurons. In Figure 8a, we show the solve time for each of these networks averaged for 10 target spectra. Similarly, in Figure 8b, we study the effect of network’s width, by solving the same spectral separation problem performed on 4 PL-NSMs with a single hidden layer of 100 to 400 neurons. Here also the reported time is the average for 10 different target spectra. Once again, in all experiments, we continue the optimization to reach a duality gap of 0 and thus global optima.

We observe that increasing the depth and width of the network increases the solve time, as expected in MILP problems. This is because each new node (with unstable ReLU) in the network gives rise to an additional binary and continuous variable, as well as new linear and integer constraints, in Equation 5.

5 LIMITATIONS AND FUTURE WORK

Due to the NP-hardness of solving MILPs, this method is not suitable for large networks when searching for globally optimal designs. We nevertheless solved some real-life inverse design problems [Ansari et al. 2020; Shi et al. 2018; Peurifoy et al. 2018] using this tool throughout this paper. Looking at Figure 8a, we have found the globally

optimal solution through inverting a neural network with 12 hidden layers each having 50 nodes in less than one minute. Thanks to the immense expressive power of neural networks [Hornik et al. 1989], such an architecture is capable of accurately replacing many complex simulations. In fact, in this paper we trained forward models from the literature [Ansari et al. 2020; Shi et al. 2018] with much smaller networks. In all these training, we used the same data with the same dimensionality of design and performance spaces and obtained nearly the same training error. In circumstances where using larger networks is necessary, the relaxed solution provided by the MILP solver help making informed decision on early stopping of the optimization. In such cases, the improvement of the feasible solution can also be accelerated via alternative solvers. An interesting direction for future work is to develop a solver customized to the type of inverse problems we deal with. We believe that neural networks with their recursive compositions are amenable to tailored heuristics beyond those found in one-size-fits-all solvers [Gurobi Optimization 2018]. Ironically, machine learning is believed to be a potentially adept tool for discovering such heuristics [Khalil et al. 2017].

The standard accuracy metric in neural inversion is the distance from ground-truth y to the *re-simulated* performance $\hat{y} = F_{\theta}(F_{\theta}^{-1}(y))$ [Ren et al. 2020b] and not the error computed by the underlying phenomenon. Hence, the accuracy of obtained solutions are as high as the network’s training accuracy. In this paper, we have made sure that F_{θ} has been trained highly accurately so that the re-simulated errors are close to the real errors. This remark raises another intriguing point. Given the uncertainty in training NSMs, different training instances produce different parameterizations for NSM. That is to say the optimal design is influenced by the training’s uncertainty. If the uncertainty of the network is quantified (e.g., Bayesian training), we can early-stop the inversion before reaching the global optimum. However, finding the stopping criterion is not trivial. The network’s uncertainty is not the same everywhere because neural networks are more accurately trained in some regions than others. This is highly interesting and, in future, we will include these uncertainties in the inverse design process.

6 CONCLUSION

Neural networks are becoming first class citizens when it comes to data-driven modeling in computational design and fabrication. The black box reputation of neural networks has hindered applying them in domains requiring interpretability. While this may to some extent be true during their training, once trained, neural networks are rather well-behaved mathematical functions. In this work we showed that leveraging the underlying mathematical structure of neural surrogate models leads to a tool with many attractive properties. We believe our work paves the way for making sense of data-driven design processes in a more systematic manner.

REFERENCES

- Navid Ansari, Omid Alizadeh-Mousavi, Hans-Peter Seidel, and Vahid Babaei. 2020. Mixed integer ink selection for spectral reproduction. *ACM Transactions on Graphics (TOG)* 39, 6 (2020), 1–16.
- Lynton Ardizzone, Jakob Kruse, Carsten Rother, and Ullrich Köthe. 2019. Analyzing Inverse Problems with Invertible Neural Networks. In *International Conference on Learning Representations*. <https://openreview.net/forum?id=rJed6j0cKX>

- Vahid Babaei, Kiril Vidimče, Michael Foshey, Alexandre Kaspar, Piotr Didyk, and Wojciech Matusik. 2017. Color contouring for 3D printing. *ACM Transactions on Graphics (TOG)* 36, 4 (2017), 1–15.
- Pietro Belotti, Christian Kirches, Sven Leyffer, Jeff Linderoth, James Luedtke, and Ashutosh Mahajan. 2013. Mixed-integer nonlinear optimization. *Acta Numerica* 22 (2013), 1–131.
- Amit H Bermann, Thomas Funkhouser, and Szymon Rusinkiewicz. 2017. State of the art in methods and representations for fabrication-aware design. In *Computer Graphics Forum*, Vol. 36. Wiley Online Library, 509–535.
- Katia Bertoldi, Vincenzo Vitelli, Johan Christensen, and Martin Van Hecke. 2017. Flexible mechanical metamaterials. *Nature Reviews Materials* 2, 11 (2017), 1–11.
- Rudy Bunel, Jingyue Lu, Ilker Turkaslan, Pushmeet Kohli, P Torr, and P Mudigonda. 2020. Branch and bound for piecewise linear neural network verification. *Journal of Machine Learning Research* 21, 2020 (2020).
- Rudy R Bunel, Ilker Turkaslan, Philip Torr, Pushmeet Kohli, and Pawan K Mudigonda. 2018. A Unified View of Piecewise Linear Neural Network Verification. In *Advances in Neural Information Processing Systems*, S. Bengio, H. Wallach, H. Larochelle, K. Grauman, N. Cesa-Bianchi, and R. Garnett (Eds.), Vol. 31. Curran Associates, Inc., 4790–4799. <https://proceedings.neurips.cc/paper/2018/file/be53d253d6bc3258a8160556dda3e9b2-Paper.pdf>
- Desai Chen, David IW Levin, Piotr Didyk, Pitchaya Sitthi-Amorn, and Wojciech Matusik. 2013. Spec2Fab: a reducer-tuner model for translating specifications to 3D prints. *ACM Transactions on Graphics (TOG)* 32, 4 (2013), 135.
- Chih-Hong Cheng, Georg Nührenberg, and Harald Ruess. 2017. Maximum resilience of artificial neural networks. In *International Symposium on Automated Technology for Verification and Analysis*. Springer, 251–268.
- Laurent Dinh, Jascha Sohl-Dickstein, and Samy Bengio. 2017. Density estimation using Real NVP. In *5th International Conference on Learning Representations, ICLR 2017, Toulon, France, April 24-26, 2017, Conference Track Proceedings*. OpenReview.net. <https://openreview.net/forum?id=HkpbH9lx>
- Matteo Fischetti and Jason Jo. 2018. Deep neural networks and mixed integer linear optimization. *Constraints* 23, 3 (2018), 296–309.
- Christodoulos A Floudas. 1995. *Nonlinear and mixed-integer optimization: fundamentals and applications*. Oxford University Press.
- Konstantinos Gavriil, Ruslan Guseinov, Jesús Pérez, Davide Pellis, Paul Henderson, Florian Rist, Helmut Pottmann, and Bernd Bickel. 2020. Computational design of cold bent glass façades. *ACM Transactions on Graphics (TOG)* 39, 6 (2020), 1–16.
- LLC Gurobi Optimization. 2018. Gurobi Optimizer Reference Manual. <http://www.gurobi.com>
- Robert Hecht-Nielsen. 1992. Theory of the backpropagation neural network. In *Neural networks for perception*. Elsevier, 65–93.
- Kurt Hornik, Maxwell Stinchcombe, and Halbert White. 1989. Multilayer feedforward networks are universal approximators. *Neural networks* 2, 5 (1989), 359–366.
- Jiaqi Jiang, Mingkun Chen, and Jonathan A Fan. 2020. Deep neural networks for the evaluation and design of photonic devices. *Nature Reviews Materials* (2020), 1–22.
- Elias Khalil, Hanjun Dai, Yuyu Zhang, Bistra Dilkina, and Le Song. 2017. Learning Combinatorial Optimization Algorithms over Graphs. In *Advances in Neural Information Processing Systems*, I. Guyon, U. V. Luxburg, S. Bengio, H. Wallach, R. Fergus, S. Vishwanathan, and R. Garnett (Eds.), Vol. 30. Curran Associates, Inc. <https://proceedings.neurips.cc/paper/2017/file/d9896106ca98d3d05b8cbdf4fd8b13a1-Paper.pdf>
- Yashar Kiarashinejad, Sajjad Abdollahramezani, and Ali Adibi. 2020. Deep learning approach based on dimensionality reduction for designing electromagnetic nanostructures. *npj Computational Materials* 6, 1 (2020), 1–12.
- Diederik P Kingma and Jimmy Ba. 2014. Adam: A method for stochastic optimization. *arXiv preprint arXiv:1412.6980* (2014).
- Diederik P Kingma and Max Welling. 2013. Auto-encoding variational bayes. *arXiv preprint arXiv:1312.6114* (2013).
- Ed Klotz and Alexandra M Newman. 2013. Practical guidelines for solving difficult mixed integer linear programs. *Surveys in Operations Research and Management Science* 18, 1-2 (2013), 18–32.
- Dianjing Liu, Yixuan Tan, Erfan Khoram, and Zongfu Yu. 2018. Training deep neural networks for the inverse design of nanophotonic structures. *ACS Photonics* 5, 4 (2018), 1365–1369.
- Harry M Markowitz and Alan S Manne. 1957. On the solution of discrete programming problems. *Econometrica: journal of the Econometric Society* (1957), 84–110.
- Wojciech Matusik, Boris Ajdin, Jinwei Gu, Jason Lawrence, Hendrik P. A. Lensch, Fabio Pellacini, and Szymon Rusinkiewicz. 2009. Printing Spatially-varying Reflectance. *ACM Trans. Graph.* 28, 5 (Dec. 2009), 128:1–128:9.
- Niloy J Mitra and Mark Pauly. 2009. Shadow art. *ACM Transactions on Graphics* 28, CONF (2009), 156–1.
- Guido F Montufar, Razvan Pascanu, Kyunghyun Cho, and Yoshua Bengio. 2014. On the number of linear regions of deep neural networks. In *Advances in neural information processing systems*. 2924–2932.
- Christian C Nadell, Bohao Huang, Jordan M Malof, and Willie J Padilla. 2019. Deep learning for accelerated all-dielectric metasurface design. *Optics express* 27, 20 (2019), 27523–27535.
- Thomas Nindel, Tomáš Iser, Tobias Rittig, Alexander Wilkie, and Jaroslav Krivánek. 2021. A Gradient-Based Framework for 3D Print Appearance Optimization. *ACM Transactions on Graphics (TOG)* 40, 4 (2021).
- John Peurifoy, Yichen Shen, Li Jing, Yi Yang, Fidel Cano-Renteria, Brendan G DeLacy, John D Joannopoulos, Max Tegmark, and Marin Soljačić. 2018. Nanophotonic particle simulation and inverse design using artificial neural networks. *Science advances* 4, 6 (2018), eaar4206.
- Michal Piovarči, Michael Foshey, Vahid Babaei, Szymon Rusinkiewicz, Wojciech Matusik, and Piotr Didyk. 2020. Towards spatially varying gloss reproduction for 3D printing. *ACM Transactions on Graphics (TOG)* 39, 6 (2020), 1–13.
- Simiao Ren, Willie Padilla, and Jordan Malof. 2020a. Benchmarking Deep Inverse Models over time, and the Neural-Adjoint method. In *Advances in Neural Information Processing Systems*, H. Larochelle, M. Ranzato, R. Hadsell, M. F. Balcan, and H. Lin (Eds.), Vol. 33. Curran Associates, Inc., 38–48. <https://proceedings.neurips.cc/paper/2020/file/007f380ee5ac49fc34442f5c2a2b86-Paper.pdf>
- Simiao Ren, Willie Padilla, and Jordan Malof. 2020b. Benchmarking deep inverse models over time, and the neural-adjoint method. *arXiv preprint arXiv:2009.12919* (2020).
- Christian Schüller, Daniele Panozzo, and Olga Sorkine-Hornung. 2014. Appearance-mimicking surfaces. *ACM Transactions on Graphics (TOG)* 33, 6 (2014), 1–10.
- Christian Schumacher, Bernd Bickel, Jan Rys, Steve Marschner, Chiara Daraio, and Markus Gross. 2015. Microstructures to control elasticity in 3D printing. *ACM Transactions on Graphics (TOG)* 34, 4 (2015), 136.
- Yuliy Schwartzburg, Romain Testuz, Andrea Tagliasacchi, and Mark Pauly. 2014. High-contrast computational caustic design. *ACM Transactions on Graphics (TOG)* 33, 4 (2014), 1–11.
- Liang Shi, Vahid Babaei, Changil Kim, Michael Foshey, Yuanming Hu, Pitchaya Sitthi-Amorn, Szymon Rusinkiewicz, and Wojciech Matusik. 2018. Deep multispectral painting reproduction via multi-layer, custom-ink printing. *ACM Trans. Graph.* 37, 6 (Dec. 2018), 271:1–271:15.
- Ole Sigmund. 2009. Manufacturing tolerant topology optimization. *Acta Mechanica Sinica* 25, 2 (2009), 227–239.
- Denis Sumin, Tobias Rittig, Vahid Babaei, Thomas Nindel, Alexander Wilkie, Piotr Didyk, Bernd Bickel, Jaroslav Krivánek, Karol Myszkowski, and Tim Weyrich. 2019. Geometry-aware scattering compensation for 3D printing. *ACM Trans. Graph.* 38, 4 (2019).
- Vincent Tjeng, Kai Y. Xiao, and Russ Tedrake. 2019. Evaluating Robustness of Neural Networks with Mixed Integer Programming. In *International Conference on Learning Representations*. <https://openreview.net/forum?id=HyGldiRqtm>
- Chelsea Tymms, Siqi Wang, and Denis Zorin. 2020. Appearance-preserving tactile optimization. *ACM Transactions on Graphics (TOG)* 39, 6 (2020), 1–16.
- Juan Pablo Vielma. 2015. Mixed integer linear programming formulation techniques. *Siam Review* 57, 1 (2015), 3–57.
- John AC Yule. 1967. *Principles of color reproduction: applied to photomechanical reproduction, color photography, and the ink, paper, and other related industries*. Wiley New York.
- Ziwei Zhu, Utsav D Dave, Michal Lipson, and Changxi Zheng. 2020. Inverse geometric design of fabrication-robust nanophotonic waveguides. In *2020 Conference on Lasers and Electro-Optics (CLEO)*. IEEE, 1–2.