

Accepted Article

Title: Direct and Catalytic C-Glycosylation of Arenes: Expeditious Synthesis of the Remdesivir Nucleoside

Authors: Benjamin List, Carla Obradors, Benjamin Mitschke, Miles Aukland, Markus Leutzsch, Oleg Grossmann, Sebastian Brunen, and Sebastian Schwengers

This manuscript has been accepted after peer review and appears as an Accepted Article online prior to editing, proofing, and formal publication of the final Version of Record (VoR). This work is currently citable by using the Digital Object Identifier (DOI) given below. The VoR will be published online in Early View as soon as possible and may be different to this Accepted Article as a result of editing. Readers should obtain the VoR from the journal website shown below when it is published to ensure accuracy of information. The authors are responsible for the content of this Accepted Article.

To be cited as: *Angew. Chem. Int. Ed.* 10.1002/anie.202114619

Link to VoR: <https://doi.org/10.1002/anie.202114619>

COMMUNICATION

Direct and Catalytic C-Glycosylation of Arenes: Expeditious Synthesis of the Remdesivir Nucleoside

Carla Obradors,[†] Benjamin Mitschke,[†] Miles H. Aukland,[†] Markus Leutzsch, Oleg Grossmann, Sebastian Brunen, Sebastian A. Schwengers and Benjamin List^{*[a]}

Dedicated to the memory of Professor Helmut Vorbrüggen

[a] Dr. C. Obradors, B. Mitschke, Dr. M. H. Aukland, Dr. M. Leutzsch, O. Grossmann, S. Brunen, S. A. Schwengers, Prof. B. List
 Max-Planck-Institut für Kohlenforschung
 Kaiser-Wilhelm-Platz 1, 45470 Mülheim an der Ruhr
 E-mail: list@kofo.mpg.de
[†] These authors contributed equally to this work.
 Supporting information for this article is given via a link at the end of the document.

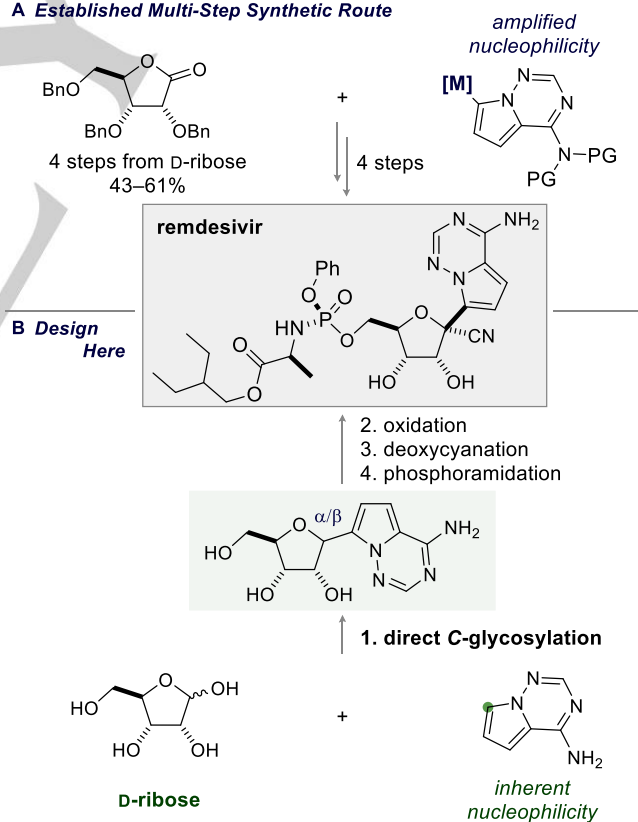
Abstract: Since early 2020, scientists have strived to find an effective solution to fight SARS-CoV-2, especially by developing reliable vaccines that inhibit the spread of the disease and repurposing drugs for combatting its effects on the human body. The antiviral prodrug Remdesivir is still the most widely used therapeutic during the early stage of the infection. However, the current synthetic routes rely on the use of protecting groups, air-sensitive reagents, and cryogenic conditions, impeding the cost-efficient supply to patients. We therefore focused on the development of a straightforward, direct addition of (hetero)arenes to unprotected sugars. Here we report a silylium-catalyzed and completely stereoselective C-glycosylation that initially yields the open-chain polyols, which can be selectively cyclized to provide either the kinetic α -furanose or the thermodynamically favored β -anomer. The method significantly expedites the synthesis of Remdesivir precursor GS-441524 after subsequent Mn-catalyzed C–H oxidation and deoxycyanation.

More than a year after COVID-19 spread worldwide, humankind still strives for stable recovery. Nevertheless, we have witnessed the striking effect of applied and basic science on restraining the impact of SARS-CoV-2. This outbreak has been tackled especially intensely from the pharmaceutical sector in terms of small-molecule therapeutics, vaccinations and biomedical devices. The pandemic has also driven a global effort to repurpose existing drugs to enable a rapid and targeted response.^[1] Remdesivir (Veklury) is an antiviral prodrug that was originally evaluated in clinical trials to fight the Ebola virus^[2,3] and, although showing somewhat mixed results against COVID-19, it is still the most widely used treatment during the early stage of infection.^[4] In general, nucleotide analogs such as Remdesivir are a class of compounds, which are prominent for their RNA antiviral properties.^[5,6]

Besides the ubiquitous presence of the monosaccharide derivative and tremendous progress in the synthesis of nucleoside analogs,^[7–9] their synthesis still relies on multi-step sequences and the use of protecting groups due to the selectivity challenges inherent in the functionalization of unprotected sugars. In the case of Remdesivir, Gilead's industrial route starts with the perbenzylated D-ribonolactone (Scheme. 1A) – which is obtained in four steps from D-ribose – and requires sensitive reagents and

cryogenic conditions for several of the steps involved.^[10] This context of necessity has also inspired the organic chemistry community and embedded a spur of novel synthetic methodologies, such as new approaches to build the heterocyclic arene^[11,12] and improvements to the organocatalytic asymmetric phosphoramidation to introduce the monophosphate-like side chain.^[13]

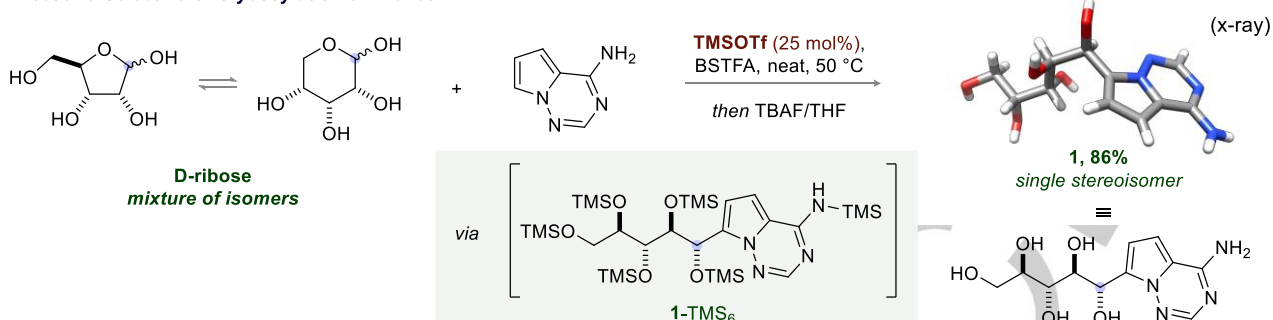
A Established Multi-Step Synthetic Route



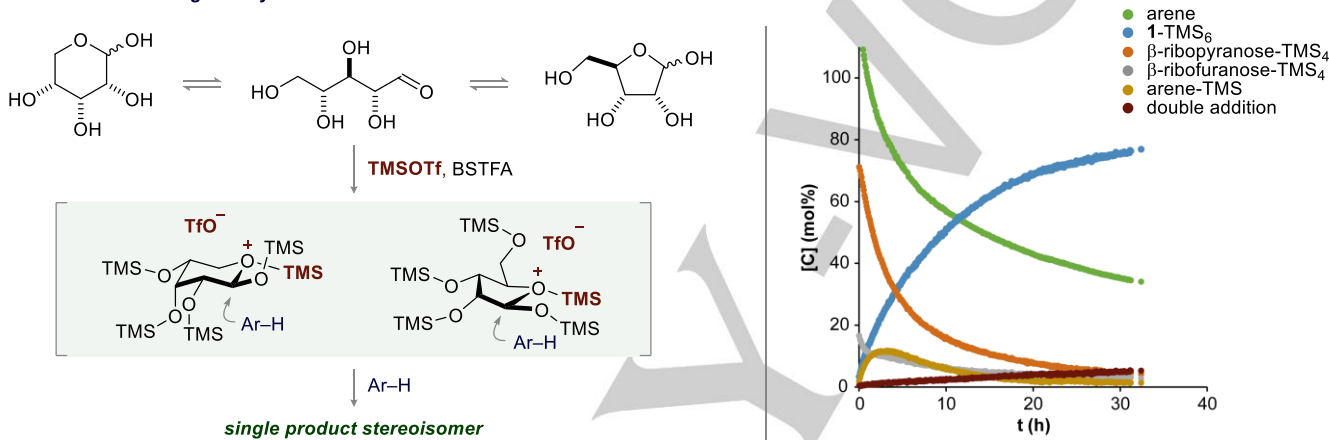
Scheme 1. A) Established sequence towards the synthesis of remdesivir. B) Design here: direct C-glycosylation of the artificial nucleobase.

COMMUNICATION

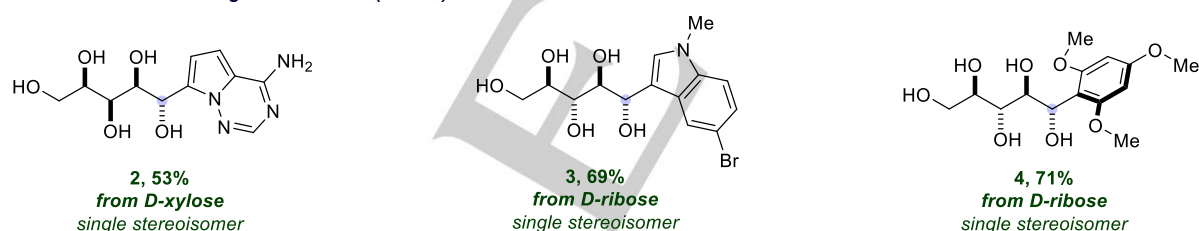
A Direct and Selective C–Glycosylation of Arenes



B Diastereoconvergent Silylation as the Basis for Diastereoselective C–C Bond Formation



C Derivatization of Other Sugars with Other (Hetero)Arenes



Scheme 2. A) Diastereoselective functionalization of D-ribose by transient silylation (CCDC 2123829). B) Mechanistic insights on the C–C bond formation. C) Additional examples of other sugars with other (hetero)arenes.

However, efforts towards streamlining the construction of the core nucleoside itself have remained elusive.^[14] Recent advancements for the direct assembly of nucleosides have focused on the formation of a C–heteroatom bond in the anomeric position,^[15] whereas examples for the C–C disconnection are scarce.^[16,17] We aimed at the development of a new and greatly facilitated route to Remdesivir featuring the direct arylation of D-ribose by means of silylium catalysis as the key step (Scheme 1B).

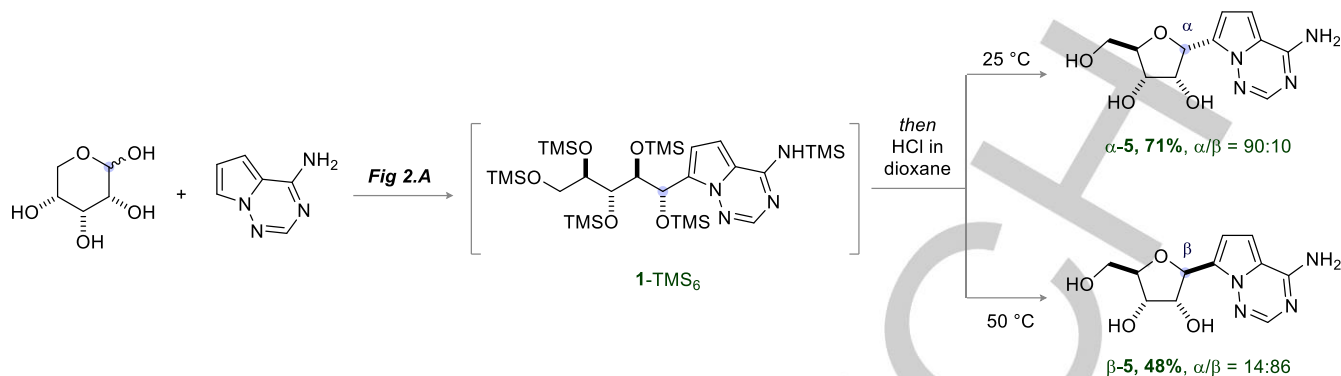
Here we report the completely regio- and stereoselective addition of (hetero)arenes to unprotected sugars, which in turn furnishes the nucleoside intermediate in a one-pot fashion. The divergent formation of the α - or the β -anomer is achieved either by kinetic control or through a thermodynamically-driven epimerization, respectively.^[18] Finally, the new method unlocks an

expedient synthesis of the Remdesivir precursor GS-441524 by virtue of a selective Mn-catalyzed benzylic C–H oxidation and diastereoselective deoxycyanation.

Our approach harnesses the native nucleophilicity of the heterocycle, which eliminates the requirement for pre-functionalization and the preparation of the air-sensitive organometallic reagent. Furthermore, we exploit a Lewis acid-catalyzed transient silylation of the carbohydrate in order to concurrently fulfill two main purposes: *in situ* protection of all protic functionalities as well as selective anomeric activation (Scheme 2).

We found that D-ribose is rapidly activated by catalytic TMSOTf at 25 °C, which is regenerated upon protodesilylation of the innocent silicon source *N,O*-bis(trimethylsilyl)trifluoro

COMMUNICATION



Scheme 3. Selective synthesis of both α - and β -C-glycosides by variation of cyclization temperature

acetamide (BSTFA). The key C–C bond formation occurs at 50 °C under neat conditions leading exclusively to a single linear isomer 1-TMS₆ in quantitative yield. This selectivity is quite remarkable when taking into consideration the complex structure of free D-ribose, which consists of a mixture of five isomers: the α - and β -pyranose and -furanose, as well as the open form.^[19,20] However, during the transformation this dynamic mixture converges diastereoselectively to a single product. Subsequent desilylation of the crude reaction mixture with TBAF delivers the linear analog 1 in a one-pot fashion (86%), rendering the use of silicon traceless. Preliminary attempts have revealed that the method is also competent for the functionalization of alternative sugars and (hetero)arenes (Scheme 2C); for instance, reaction with D-xylose also delivers product 2 as a single diastereoisomer in slightly lower yield (53%). Moreover, addition of an indole derivative occurs in good yield at 25 °C to polyol 3 (69%). Finally, 1,3,5-trimethoxybenzene similarly enables the derivatization to compound 4 in 71% yield.

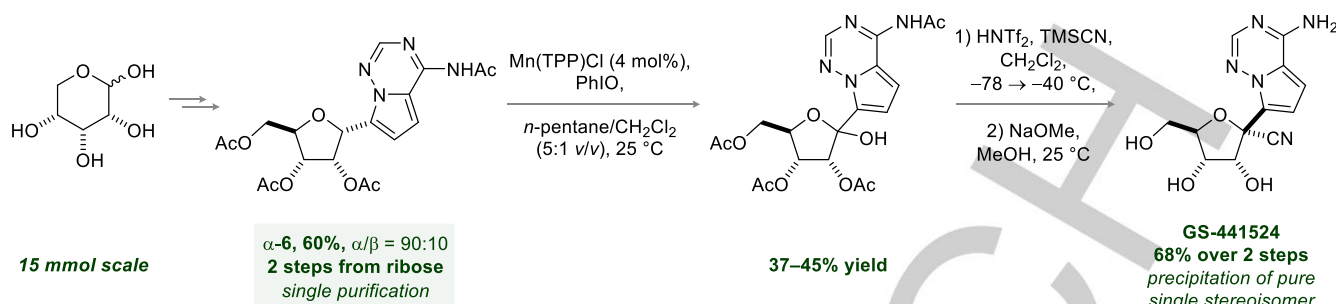
Lewis acid-catalyzed nucleophilic additions to carbohydrate derivatives are generally believed to proceed *via* oxocarbenium intermediates, derived from the activation of the anomeric substituent.^[21–24] However, this assumption is questioned here in light of the formation of a single linear product. Instead, we propose a mechanism in which TMSOTf coordinates to the endocyclic oxygen atom of the sugar prior to reaction with the heterocycle leading to ring-opening (Scheme 2B).^[25] Thorough analysis of NMR spectra confirmed the silylation of the sugar at 25 °C, delivering the TMS-protected ribopyranose and -furanose in 77% and 21% yield, respectively (see Supporting Information, Fig. S46 for DFT calculations). Consequently, successive nucleophilic substitution *via* an S_N2-type mechanism converges to the product as a single diastereoisomer. Kinetic analysis at 50 °C revealed that consumption of the arene mirrors the formation of the product. Traces of double addition were also detected.

Remarkably, we found that when the reaction mixture was subjected to acid treatment rather than to fluoride, the corresponding C-ribofuranosylated products are obtained (Scheme 3). Formation of the α -product 5 is achieved by performing the acid treatment at 25 °C with good yield and high diastereoselectivity (71%, $\alpha/\beta = 90:10$). In contrast, acid treatment

at 50 °C leads directly to the thermodynamically favored β -nucleoside 5 (48%, $\alpha/\beta = 14:86$). Epimerization from α to β could be monitored by ¹H NMR spectroscopy after resubmission of isolated product α -5 to HCl in dioxane at 50 °C (see Supporting Information, Fig. S27). In the context of the synthesis of the antiviral drug GS-441524, subsequent oxidative installation of the nitrile moiety was required. Thus, we envisioned an initial C–H oxidation to furnish the stereolabile hemiacetal 7 (Scheme 4), which could in turn be diastereoconvergently deoxycyanated to provide GS-441524.

After investigating distinct approaches, the desired reactivity was achieved by means of a Mn-catalyzed benzylic C–H oxidation.^[26] Notably, exclusive reactivity of the α -anomer 5 was observed, most likely resulting from the higher accessibility of its β -hydrogen atom to the Mn-porphyrin complex, in accordance with DFT-optimized ground-state structures (see Supporting Information, Fig. S31). Shorter reaction times and portionwise addition of the oxidant are crucial factors determining the reaction outcome, with fragmentative overoxidation to the ribonolactone being the most prominent side reaction. Ultimately, conversion as well as selectivity were enhanced by precipitation of the polar C–H oxidation product from the solvent mixture (*n*-pentane/CH₂Cl₂ 5:1 v/v). Starting from peracetylated α -ribonucleoside 6, which was synthesized on a 15 mmol scale in 60% yield from D-ribose with a single purification *via* column chromatography, oxidation product 7 was obtained as an inconsequential mixture of isomers (equilibrium distribution in CD₂Cl₂: 46:54 ketone/hemiacetal, $\alpha/\beta = 63:37$) in 37–45% yield. Previous reports on the deoxycyanation of the benzyl-protected hemiacetal provided great insight for the final step of our route.^[10] Due to the neighboring acetoxy groups, however, intermediate 7 showed significantly lower reactivity. As a result, we substituted the original mixture of TfOH/TMSOTf with the even stronger Brønsted acid HNTf₂, which generated the active Lewis acid TMS–NTf₂ *in situ* upon treatment with TMSCN. In addition, reducing the equivalents of TMSCN prevents further reaction of the product (see Supporting Information, Table S3) and overnight reaction at –40 °C delivered the peracetylated cyanation product in 84% yield and with good diastereoselectivity ($\alpha/\beta = 87:13$). Notably, GS-441524 precipitated as a single stereoisomer during the subsequent methanolysis in 81% yield, 68% from hemiacetal 7.

COMMUNICATION



Scheme 4. Benzylic C–H oxidation and diastereoselective deoxycyanation of peracetylated ribonucleoside α -6.

Overall, this approach greatly improves access to the target compound through just three steps requiring purification and with a total yield of 15–18% from D-ribose; in contrast to the existing process that delivers GS-441524 in 7 steps (longest linear sequence) and with 12% yield (see Supporting Information, p. 45).

We have designed and developed a more practical and efficient formal synthesis of Remdesivir starting from free D-ribose. Our route features a novel and completely stereoselective nucleophilic addition of (hetero)arenes to carbohydrates without pre-installation of any protecting or activating groups. The process delivers the linear products *via* silylium catalysis diastereoselectively due to convergent silylation towards the TMS-protected β -ribofuranose and -furanose prior to the C–C bond formation. The anomeric configuration of the C-nucleoside is tuned simply by means of thermodynamic control during the acid-mediated cyclization. Benzylic C–H oxidation followed by deoxycyanation indeed streamlines the existing chemical synthesis of GS-441524 from D-ribose and the artificial nucleobase.

Acknowledgements

This work has been a true group effort; we appreciate the early evaluation of alternative routes from Dr Santanu Ghosh, Manuel Scharf, Mathias Turberg, Dr Chandra Kanta De and Dr Tynchtyk Amatov. We also thank the rest of the group members for fruitful discussions: Dr Sayantani Das, Christian David Díaz-Oviedo, Dr Gabriela Gerosa, Joyce Grimm, Jennifer Kennemur, Yihang Li, Dr Rajat Maji, Dr Jie Ouyang, Dr Roberta Properzi, Vikas Kumar Singh, Dr Vijay Wakchaure, Dr Hui Zhou, Dr Chendan Zhu, Dr Pinglu Zhang, as well as the help of our technicians. We gratefully acknowledge the kind gift of the required pyrrolotriazine from Bayer AG (Dr Steffen Müller). We thank the MS and NMR departments of the Max-Planck-Institut für Kohlenforschung for analytics. Finally, generous support from the Deutsche Forschungsgemeinschaft (Leibniz Award to B.L. and Germany's Excellence Strategy–EXC 2033–390677874–RESOLV), the European Research Council (European Union's Horizon 2020 research and innovation program "C–H Acids for Organic Synthesis, CHAOS" Advanced Grant Agreement No. 694228), the Alexander von Humboldt Foundation as well as the Bayer Science & Education Foundation (Research Fellowship and

sponsor to C.O.) and the Fonds der Chemischen Industrie (Kekulé Fellowship to B.M.) is gratefully acknowledged.

Keywords: glycosylation • C-glycosides • silylium catalysis • remdesivir

- [1] C. D. Savi, D. L. Hughes, L. Kvaerno, *Org. Process. Res. Dev.* **2020**, *24*, 940–976.
- [2] T. K. Warren, R. Jordan, M. K. Lo, A. S. Ray, R. L. Mackman, V. Soloveva, D. Siegel, M. Perron, R. Bannister, H. C. Hui, N. Larson, R. Strickley, J. Wells, K. S. Stuthman, S. A. V. Tongeren, N. L. Garza, G. Donnelly, A. C. Shurtleff, C. J. Retterer, D. Gharaibeh, R. Zamani, T. Kenny, B. P. Eaton, E. Grimes, L. S. Welch, L. Gomba, C. L. Wilhelmsen, D. K. Nichols, J. E. Nuss, E. R. Nagle, J. R. Kugelmann, G. Palacios, E. Doerffler, S. Neville, E. Carra, M. O. Clarke, L. Zhang, W. Lew, B. Ross, Q. Wang, K. Chun, L. Wolfe, D. Babusis, Y. Park, K. M. Stray, I. Trancheva, J. Y. Feng, O. Barauskas, Y. Xu, P. Wong, M. R. Braun, M. Flint, L. K. McMullan, S.-S. Chen, R. Fearn, S. Swaminathan, D. L. Mayers, C. F. Spiropoulou, W. A. Lee, S. T. Nichol, T. Cihlar, S. Bavari, *Nature* **2016**, *531*, 381–385.
- [3] D. Siegel, H. C. Hui, E. Doerffler, M. O. Clarke, K. Chun, L. Zhang, S. Neville, E. Carra, W. Lew, B. Ross, Q. Wang, L. Wolfe, R. Jordan, V. Soloveva, J. Knox, J. Perry, M. Perron, K. M. Stray, O. Barauskas, J. Y. Feng, Y. Xu, G. Lee, A. L. Rheingold, A. S. Ray, R. Bannister, R. Strickley, S. Swaminathan, W. A. Lee, S. Bavari, T. Cihlar, M. K. Lo, T. K. Warren, R. L. Mackman, *J. Med. Chem.* **2017**, *60*, 1648–1661.
- [4] A. Rezagholizadeh, S. Khiali, P. Sarbakhsh, T. Entezari-Maleki, *Eur. J. Pharmacol.* **2021**, *897*, 173926.
- [5] J. Štambaský, M. Hocek, P. Kočovský, *Chem. Rev.* **2009**, *109*, 6729–6764.
- [6] R. T. Eastman, J. S. Roth, K. R. Brimacombe, A. Simeonov, M. Shen, S. Patnaik, M. D. Hall, *ACS Cent. Sci.* **2020**, *6*, 672–683.
- [7] Y. Yang, B. Yu, *Chem. Rev.* **2017**, *117*, 12281–12356.
- [8] V. Dimakos, M. S. Taylor, *Chem. Rev.* **2018**, *118*, 11457–11517.
- [9] M. Meanwell, S. M. Silverman, J. Lehmann, B. Adluri, Y. Wang, R. Cohen, L.-C. Campeau, R. Britton, *Science* **2020**, *369*, 725–730.
- [10] T. Vieira, A. C. Stevens, A. Chtchemelinine, D. Gao, P. Badalov, L. Heumann, *Org. Process. Res. Dev.* **2020**, *24*, 2113–2121.
- [11] R. R. Knapp, V. Tona, T. Okada, R. Sarpong, N. K. Garg, *Org. Lett.* **2020**, *22*, 8430–8435.
- [12] D. J. Paymode, F. S. P. Cardoso, T. Agrawal, J. W. Tomlin, D. W. Cook, J. M. Burns, R. W. Stringham, J. D. Sieber, B. F. Gupton, D. R. Snead, *Org. Lett.* **2020**, *22*, 7656–7661.
- [13] M. Wang, L. Zhang, X. Huo, Z. Zhang, Q. Yuan, P. Li, J. Chen, Y. Zou, Z. Wu, W. Zhang, *Angew. Chem. Int. Ed.* **2020**, *59*, 20814–20819.
- [14] Y. Xie, T. Hu, Y. Zhang, D. Wei, W. Zheng, F. Zhu, G. Tian, H. A. Aisa, J. Shen, *J. Org. Chem.* **2021**, *86*, 5065–5072.
- [15] S. Hanessian, B. Lou, *Chem. Rev.* **2000**, *100*, 4443–4464.
- [16] S. Sato, T. Akiya, T. Suzuki, J. Onodera, *Carbohydr. Res.* **2004**, *339*, 2611–2614.
- [17] M. C. Chen, B. J. Cafferty, I. Mamajanov, I. Gállego, J. Khanam, R. Krishnamurthy, N. V. Hud, *J. Am. Chem. Soc.* **2013**, *136*, 5640–5646.
- [18] R. X.-F. Ren, N. C. Chaudhuri, P. L. Paris, Rumney, E. T. Kool, *J. Am. Chem. Soc.* **1996**, *118*, 7671–7678.
- [19] D. Šišak, L. B. McCusker, G. Zandomeneghi, B. H. Meier, D. Bläser, R. Boese, W. B. Schweizer, R. Gilmour, J. D. Dunitz, *Angew. Chem. Int. Ed.* **2010**, *49*, 4503–4505.
- [20] K. N. Drew, J. Zajicek, G. Bondo, B. Bose, A. S. Serianni, *Carbohydr. Res.* **1998**, *307*, 199–209.

COMMUNICATION

- [21] J. A. Bennek, G. R. Gray, *J. Org. Chem.* **1987**, *52*, 892–897.
[22] C. J. Forsyth, S. F. Sabes, R. A. Urbanek, *J. Am. Chem. Soc.* **1997**, *119*, 8381–8382.
[23] B. Bennua-Skalmowski, K. Krolkiewicz, H. Vorbrüggen, *Tetrahedron Lett.* **1995**, *36*, 7845–7848.
[24] R. G. Santos, N. M. Xavier, J. C. Bordado, A. P. Rauter, *Eur. J. Org. Chem.* **2013**, *2013*, 1441–1447.
[25] J. Zhang, S. Park, S. Chang, *Angew. Chem. Int. Ed.* **2017**, *56*, 13757–13761.
[26] A. Gunay, K. H. Theopold, *Chem. Rev.* **2010**, *110*, 1060–1081.

WILEY-VCH

Accepted Manuscript