

# QuAnt: Quantum Annealing with Learnt Couplings

Marcel Seelbach Benkner<sup>1</sup> Maximilian Krahn<sup>2,3</sup> Edith Tretschk<sup>2</sup>  
Zorah Löhner<sup>1</sup> Michael Moeller<sup>1</sup> Vladislav Golyanik<sup>2</sup>

<sup>1</sup>Universität Siegen <sup>2</sup>Max Planck Institute for Informatics, SIC <sup>3</sup>Aalto University

## Abstract

*Modern quantum annealers can find high-quality solutions to combinatorial optimisation objectives given as quadratic unconstrained binary optimisation (QUBO) problems. Unfortunately, obtaining suitable QUBO forms in computer vision remains challenging and currently requires problem-specific analytical derivations. Moreover, such explicit formulations impose tangible constraints on solution encodings. In stark contrast to prior work, this paper proposes to learn QUBO forms from data through gradient backpropagation instead of deriving them. As a result, the solution encodings can be chosen flexibly and compactly. Furthermore, our methodology is general and virtually independent of the specifics of the target problem type. We demonstrate the advantages of learnt QUBOs on the diverse problem types of graph matching, 2D point cloud alignment and 3D rotation estimation. Our results are competitive with the previous quantum state of the art while requiring much fewer logical and physical qubits, enabling our method to scale to larger problems. The code and the new dataset will be open-sourced.*

## 1. Introduction

Hybrid computer vision methods that can be executed partially on a quantum computer (QC) are an emerging research area [4, 7, 10, 60]. Compared to classical methods, such approaches promise to solve computationally demanding (*e.g.*, combinatorial) sub-problems faster, with improved scaling, and without relaxations that often lead to approximate solutions. As of now, quantum primacy has not yet been demonstrated in remotely practical usages of quantum computing. Still, all existing quantum computer vision (QCV) methods fundamentally assume that it will be achieved in the future. Thus, solving these suitable algorithmic parts on a gate-based QC or a quantum annealer has the potential to reshape the field. However, reformulating them for execution on a QC is often non-trivial.

QCV continues building up momentum, fuelled by the accessibility of experimental quantum annealers (QA) al-

lowing to solve practical ( $\mathcal{NP}$ -hard) optimisation problems. Existing QCV methods using QAs rely on analytically deriving QUBOs (both QUBO matrices and solution encodings) for a specific problem type, which is challenging, especially since solutions need to be encoded as binary vectors [4, 37, 59, 60]. This often leads to larger encodings than necessary, severely impacting scalability. Alternatively, QUBO derivations with neural networks are conceivable but have not yet been scrutinised in the QA literature.

In stark contrast to the existing state of the art, this paper proposes, for the first time, to learn QUBO forms from data for any problem type using the backpropagation algorithm; see Fig. 1 for an overview. Our framework captures, in the weights of a neural network, the entire subset of QUBOs belonging to a problem type; it can produce the QUBO form for a given problem instance in a single forward pass. In other words, it can be interpreted as a meta-learning approach in the context of hybrid (quantum-classical) neural network training, in which the superordinate network is trained to instantiate the parameters of the QUBO form. We empirically discover that sampling instantiated QUBOs can be a reasonable alternative to non-quantum neural baselines trained to regress the target solutions directly.

In particular, we show how a (combinatorial) quantum annealing solver can be integrated into a vanilla neural network as a custom layer and be used in the forward and backward passes, which may be useful in other contexts. To that end, we introduce a contrastive loss that circumvents the inherently discontinuous and non-differentiable nature of QUBO solvers. Our method is compatible with any QUBO solver at training and test time—we consider parallelised exhaustive search, simulated annealing, and quantum annealing. QUBO learning, *i.e.*, determining a function returning QUBO forms given a problem instance of some problem type as input, is a non-trivial and challenging task. In summary, this paper makes several technical contributions to enable QUBO learning for computer vision:

1. QuAnt, *i.e.*, a new meta-learning approach to obtain QUBO forms executable on modern QAs for computer vision problems. While prior methods rely on analytical derivations, we learn QUBOs from data (Sec. 3.1).

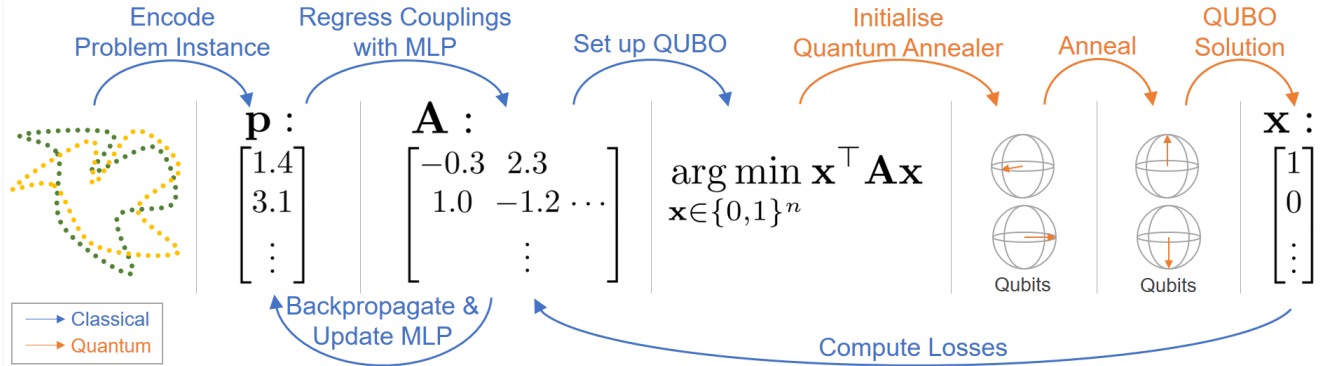


Figure 1. We propose **QuAnt for QUBO learning**, *i.e.*, a quantum-classical meta-learning algorithm that avoids analytical QUBO derivations by learning to regress QUBOs to solve problems of a given type. We first represent a problem instance as a vector  $\mathbf{p}$  and then feed it into an MLP that regresses the entries of the QUBO matrix  $\mathbf{A}$ . We then initialise a quantum annealer with  $\mathbf{A}$  and use quantum annealing to find a QUBO minimiser and extract it as the solution  $\mathbf{x}^*$  to the problem instance. We define losses involving  $\mathbf{x}^*$  that avoid backpropagation through the annealing and backpropagate gradients through the MLP to train it. We demonstrate the generalisability of our QuAnt approach on such problems as graph matching, point set registration, and rotation estimation.

2. A new training strategy for neural methods with backpropagation involving finding low-energy solutions to instantaneous (optimised) QUBO forms, independent of the solver (Secs. 3.2 and 3.3).
3. Application of the new framework to several problems with solutions encoded by permutations and discretised rigid transformations (Secs. 3.4 and 3.5).

We show that our methodology is a standardised way of obtaining QUBOs independent of the target problem type. This paper focuses on three problem types already tackled by QCV methods relying on analytical QUBO derivations: graph matching and point set alignment (with and without known prior point matches in the 3D and 2D cases, respectively). We emphasise that we do not claim to outperform existing specialised methods for these problem types or that QA is particularly well-suited for them. Rather, we show that this wide variety of problems can be tackled successfully and competitively by our general quantum approach already now, before quantum primacy. Thus, in the future, computer vision methods may readily benefit from the (widely expected) speed-up of QC through an *easy* and *flexible* re-formulation of algorithmic parts as QUBOs, thanks to our proposed method. We run our experiments on D-Wave Advantage5.1 [19], an experimental realisation of AQC with remote access. This paper assumes familiarity with the basics of quantum computing. For convenience, we summarise several relevant definitions in the Appendix.

## 2. Related Work

There are two main paradigms for quantum computing: *gate-based* QC (also called *circuit-based*) and *adiabatic* quantum computing (AQC). Our method uses quan-

tum annealing, which is derived from AQC, and is *not* gate-based. The predominantly theoretical field of quantum machine learning (QML) investigates how quantum computations can be integrated into machine learning [3, 23, 24, 31, 35, 41, 61]. Many QML methods assume circuit-based quantum computers and define a quantum variational layer, *i.e.*, a sequence of parametrised unitary transformations meant for execution on quantum hardware [45]. QML methods are often optimised using variants of the backpropagation algorithm [2, 43, 70]. Quantum variational models were recently applied to combinatorial optimisation [32] and reinforcement learning [25, 39]. Instead of learning to regress unitary transformation parameters for gate-based QC, we learn to regress QUBO forms for QA.

In contrast to circuit-based machines, quantum annealers can already solve various real-world problems formulated as QUBOs [42, 46, 52, 63–65]. Hence, the last few years in quantum computer vision (QCV) are characterised by a rapid transition from theoretical considerations [11, 47, 48, 69] to practical algorithms leveraging quantum-mechanical effects of quantum computers, ranging from image retrieval and processing [69, 74], classification [7, 10, 20, 49, 72] and object tracking [37, 75], to problems on graphs [41, 59, 76], consensus maximisation [22], shape alignment [50, 60] and ensuring cycle-consistency [4].

Many of these methods are evaluated on real quantum hardware, as both circuit-based and quantum annealing machines can be accessed remotely [13, 56].

We demonstrate the efficacy of our QuAnt approach on the applications of graph matching and point set alignment where we compare against recent quantum state-of-the-art methods [30, 59], respectively.

Another line of work in different domains concerns

learning the best adiabatic quantum algorithm. While some works [53,54] develop an algorithm inspired by tabu search, our method uses a neural network to output a coupling matrix. Orthogonal to our work, others train neural networks to solve problem-specific QUBOs [28]. QML on gate-based QC has been studied at length, but machine learning with QA remains largely under-explored, with only a few exceptions (*e.g.*, linear regression [18] and binary neural networks [58]). In stark contrast to existing QCV methods with analytically derived QUBOs [4,37,59,60], our approach enables more flexible and compact solution encodings.

QuAnt is also related to recent non-quantum approaches that integrate combinatorial solvers into neural networks and back-propagate through them [27, 57, 71]. They aim to improve combinatorial optimisation by seamlessly integrating deep learning and combinatorial building blocks as custom layers. In this respect, ours is the first work that uses a quantum QUBO solver in neural architectures.

### 3. QUBO Learning Approach

We present a new meta-learning approach for regressing quadratic unconstrained binary optimisation problems (QUBOs) suitable for modern quantum annealers (QA). While existing works analytically derive QUBOs for different problems [4, 59, 60, 75], we propose to instead *learn* a function that turns a problem instance into a QUBO to be solved by a QA. Specifically, we train a multi-layer perceptron (MLP) that takes a vectorised problem instance and regresses the QUBO weights such that the QUBO minimiser is the solution to the problem. Note that we only specify the bit encoding of the solution but let the network learn to derive QUBOs. Crucially, we show how training the MLP is possible despite quantum annealing (like any QUBO solver) being discontinuous and non-differentiable; see Fig. 1 for an overview.

#### 3.1. QUBOs and Quantum Annealing

Quantum annealing is a metaheuristic to solve  $\mathcal{NP}$ -hard problems of the form  $\arg \min_{\mathbf{s} \in \{-1,1\}^n} \mathbf{s}^\top \mathbf{J} \mathbf{s} + \mathbf{b}^\top \mathbf{s}$ , where  $\mathbf{s}$  is a binary vector,  $\mathbf{J} \in \mathbb{R}^{n \times n}$  is a matrix of *couplings*, and  $\mathbf{b} \in \mathbb{R}^n$  contains *biases* [44]. We can rewrite this as a QUBO:  $\arg \min_{\mathbf{x} \in \{0,1\}^n} \mathbf{x}^\top \mathbf{A} \mathbf{x}$ , by substituting  $\mathbf{x} = \frac{1}{2}(\mathbf{s} + \mathbb{1}_n)$  and  $\mathbf{A} = \frac{1}{4} \mathbf{J} + \frac{1}{2}(\mathbf{J} \mathbb{1}_n + \mathbb{1}_n^\top \mathbf{J}) + \frac{1}{2} \text{diag}(\mathbf{b})$ .

In quantum annealing, the binary  $n$ -dimensional vector  $\mathbf{x}$  describes the measurement outcomes of  $n$  qubits. Annealing starts out with an equal superposition quantum state of the qubits that assigns an equal probability to all possible binary states  $\{0, 1\}^n$ . During the anneal, the couplings and biases of  $\mathbf{A}$  are gradually imposed on the qubits. The adiabatic theorem [6] implies that doing so sufficiently slow forces the qubits into a quantum state that assigns non-zero probability only to binary states that minimise the QUBO

[26]. We then only need to measure the qubits to determine their binary state, which is our solution  $\mathbf{x}$ .

D-Wave quantum annealers rely on fluxes in superconducting Niobium loops [51]. The direction of the current flowing through them can be modelled as a qubit, *i.e.*, as a two-dimensional, complex, normalised vector  $|\psi\rangle \in \mathbb{C}^2$  in the Dirac notation. In the so-called computational basis, the basis vectors correspond to the current flowing clockwise or anti-clockwise. After measuring the state, the system will collapse to either basis state. The absolute value of the complex-valued coefficients of the linear combination (probability amplitudes) is the probability of each outcome after measurement (*e.g.*, clockwise or anti-clockwise current). For a more detailed description of quantum annealing, we refer to prior computer-vision works [30,37,59,60] and Appendix A.

#### 3.2. Network Architecture and Losses

In this section, we describe the network architecture that takes as input a problem instance and regresses a QUBO whose solution (*e.g.*, obtained via quantum annealing) solves the problem instance. For a given problem type, we require a problem description that is amenable to QUBO learning: A parametrisation of problem instances as real-valued vectors  $\mathbf{p} \in \mathbb{R}^m$ , and a parametrisation of solutions as binary vectors  $\mathbf{x} \in \{0, 1\}^n$ . Since we use supervised training, we additionally need a training set  $\mathcal{D} = \{(\mathbf{p}_d, \hat{\mathbf{x}}_d)\}_{d=1}^D$  containing  $D$  problem instances  $\mathbf{p}_d$  with ground-truth solutions  $\hat{\mathbf{x}}_d$ .

We use a multilayer perceptron (MLP) with  $L$  layers and  $H$  hidden dimensions, ReLU activations (except for the last layer, which uses sin like Sitzmann *et al.* [62]), and concatenating skip connections from the input into odd-numbered layers (except for the first and last layers). The input to the network is a problem instance  $\mathbf{p}$ , and the output is a QUBO matrix  $\mathbf{A}$ :  $\mathbf{A} = \text{MLP}(\mathbf{p})$ .

We could now use a dataset of problem instances and corresponding  $\mathbf{A}$  to supervise the MLP directly. However, this requires specifying how  $\mathbf{A}$  is to be derived for a certain instance, which comes with two downsides: (1) A problem-type-specific algorithm for analytically deriving instance-specific  $\mathbf{A}$  needs to be designed to generate enough training data  $\{(\mathbf{p}_d, \mathbf{A}_d)\}_{d=1}^D$ , which is non-trivial, and (2) The binary parametrisation ( $\mathbf{x}$ ) of the solution space depends on the algorithm, which can lead to more variables than intrinsically needed by the problem (*e.g.*, if  $\mathbf{x}$  needs to represent one of  $k$  numbers, a one-hot parametrisation would have length  $n=k$ , while a binary-encoding parametrisation would have length  $n=\log k$ ). This is particularly problematic as contemporary quantum hardware only provides a limited number of qubits. We thus choose to supervise  $\mathbf{A}$  not directly and, instead, supervise the solutions of the QUBO. This strategy tackles both issues as it lets the net-

work *learn* an algorithm *compatible* with the (potentially shorter) solution parametrisation. Therefore, our method is easily applicable to new problem types, as we show in Secs. 3.4 and 3.5.

The regressed  $\mathbf{A}$  defines a QUBO, which can be solved by any QUBO solver—we experiment with quantum annealing, simulated annealing and exhaustive search. But how can we, during training, backpropagate gradients from the solution binary vector  $\mathbf{x}$  through the QUBO solver despite these solvers having zero gradients almost everywhere [71]? We circumvent this issue by exploiting a contrastive loss (cf. [36, Eq. (10)]) as follows: We know the energy of the ground-truth solution  $\hat{\mathbf{x}}$  of the problem instance, namely  $\hat{\mathbf{x}}^\top \mathbf{A} \hat{\mathbf{x}}$ . If the energy of the minimiser  $\mathbf{x}^* = \mathbf{x}^*(\mathbf{A})$  of the current QUBO is lower, then  $\mathbf{A}$  does not yet describe a QUBO that outputs the right solution. We, therefore, seek to push the energy of  $\hat{\mathbf{x}}$  lower while pulling the energy of the minimiser  $\mathbf{x}^*$  up:

$$L_{\text{gap}} = \hat{\mathbf{x}}^\top \mathbf{A} \hat{\mathbf{x}} - \mathbf{x}^{*\top} \mathbf{A} \mathbf{x}^*, \quad (1)$$

which has a zero gradient if  $\mathbf{x}^* = \hat{\mathbf{x}}$ , as desired.  $L_{\text{gap}}$  avoids backpropagation through  $\mathbf{x}^*$  and is even compatible with automatic differentiation. It yields the following update for an entry of  $\mathbf{A}$ , which can then be further backpropagated into the MLP via the chain rule:

$$\frac{\partial L_{\text{gap}}(\mathbf{A})}{\partial \mathbf{A}_{i,j}} = 2\hat{x}_i \hat{x}_j - 2x_i^* x_j^* - 2 \frac{\partial \mathbf{x}^*(\mathbf{A})}{\partial \mathbf{A}_{i,j}} \mathbf{A} \mathbf{x}^*, \quad (2)$$

where the last term comes from the dependency of  $\mathbf{x}^*$  on  $\mathbf{A}$  via the QUBO solver. While intuitively useful, we note that this term is zero “almost everywhere” (in the mathematical sense), and we hence ignore it as it provides almost no information. Note that this is a common approximation (e.g., auto-differentiation frameworks backpropagate through  $\max(\cdot)$  pooling in the same manner).

Unfortunately,  $L_{\text{gap}}$  alone would not prevent degenerate  $\mathbf{A}$ , which have multiple solutions, including undesirable ones. We, therefore, discourage such  $\mathbf{A}$  that have more than one solution  $\mathbf{x}^*$ :

$$L_{\text{unique}} = -|\hat{\mathbf{x}}^\top \mathbf{A} \hat{\mathbf{x}} - \mathbf{x}^{+\top} \mathbf{A} \mathbf{x}^+|, \quad (3)$$

where  $\mathbf{x}^+$  is the  $\mathbf{x}$  that minimises  $\mathbf{x}^\top \mathbf{A} \mathbf{x}$  over  $\{0, 1\}^n \setminus \{\mathbf{x}^*\}$ , and  $|\cdot|$  is the absolute value operator.

In addition to these data terms, we found it helpful to regularise the network by encouraging sparsity on all intermediate features of the MLP [38]:

$$L_{\text{mlp}} = \sum_{\mathbf{f} \in \mathcal{F}} \frac{1}{|\mathbf{f}|} \|\mathbf{f}\|_1, \quad (4)$$

where  $\mathcal{F}$  is the set of all network layer outputs (except for the last layer). The total loss then reads:

$$L = L_{\text{gap}} + \lambda_{\text{unique}} L_{\text{unique}} + \lambda_{\text{mlp}} L_{\text{mlp}}, \quad (5)$$

where we set  $\lambda_{\text{mlp}} = 10^{-4}$  and  $\lambda_{\text{unique}} = 10^{-3}$  regardless of problem type.

### 3.3. QUBOs on D-Wave Quantum Annealers

Given a QUBO problem generated by the MLP, we can use D-Wave to solve it. The annealer takes  $\mathbf{A}$  as input, where  $\mathbf{A}_{i,j} \in \mathbb{R}$  describes the direction and coupling strength between logical qubits  $i$  and  $j$ . However, each physical qubit in the annealer is only connected to a small subset of other physical qubits, which makes the regressed  $\mathbf{A}$  not directly compatible with the annealer. We tackle this issue by manually pre-determining a sparse connectivity pattern of the physical qubits and then masking out the other entries of  $\mathbf{A}$  before solving, such that the MLP focuses on only these sparse entries. For example, when  $\mathbf{x} \in \mathbb{R}^n$  with  $n = 8$ , we can use D-Wave’s Chimera architecture, which is made up of interconnected  $\mathcal{K}_{4,4}$  unit cells [19]. ( $\mathcal{K}_{4,4}$  is a complete bipartite graph with two sets of four qubits each.) Since  $n = 8$ , we can fit one problem instance into one unit cell, which allows us to anneal many problem instances in parallel by putting them in different unit cells. This speeds up training and saves expensive time on the quantum annealer. For larger problems with  $n = 32$ , we can use D-Wave’s Pegasus architecture [5], which has more interconnections (qubit couplings) between its  $\mathcal{K}_{4,4}$  unit cells than Chimera. We use four such unit cells per problem instance, following D-Wave’s pattern [67]. See Fig. 4b for an exemplary colour-coded qubit connectivity pattern of  $\mathbf{A}$ .

Given our full method, we next show how it can be applied to three problem types, *i.e.*, graph matching, point set registration, and rotation estimation; see Appendix for further details.

### 3.4. Graph Matching

The goal of graph matching is to determine correspondences from  $k$  key points in two images or graphs; see Fig. 2 for an example of two matched graphs on the Willow dataset [12]. This can be formalised as a quadratic assignment problem with a permutation matrix representing the matching [59]:  $\arg \min_{\mathbf{X} \in \mathbb{P}_k} \mathbf{x}^\top \mathbf{W} \mathbf{x}$ , where  $\mathbb{P}_k$  is the set of permutation matrices,  $\mathbf{x} = \text{vec}(\mathbf{X}) \in \{0, 1\}^{k^2}$  is the vectorised permutation matrix, and  $\mathbf{W} \in \mathbb{R}^{k^2 \times k^2}$  contains pairwise weights. Unfortunately, the permutation constraint cannot be directly realised on the quantum annealer. Instead, note that a permutation  $P : [k] \rightarrow [k]$  is fully defined by the sequence  $P(1), P(2), \dots, P(k)$ . Our method can use an efficient binary encoding for each entry of this sequence, using only  $k \log k$  binary variables in total. Note that not all vectors  $\mathbf{x} \in \{0, 1\}^{k \log k}$  are valid permutations. As an optional post-processing step, we can perform a *projection* to the nearest permutation with respect to the Hamming distance in our binary encoding. Unless stated otherwise, we do not apply this post-processing.

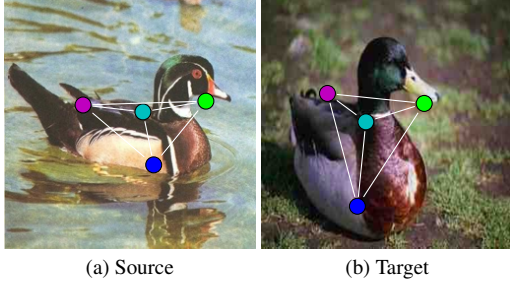


Figure 2. Example matching on four key points from the Willow dataset [12]. Corresponding points (the same colours) are found based on feature similarity.

In addition to the solution parametrisation, we also need to design the problem description  $\mathbf{p}$ . For real data, we use  $\mathbf{p} = \text{vec}(\mathbf{W})$ , where the diagonal contains cosine similarities between the feature vectors extracted with AlexNet [34] pre-trained on ImageNet [21] of all key point pairs, and the off-diagonal follows the geometric term from [68, Eq. (6)]. For evaluation, we also introduce the synthetic *RandGraph* dataset; it uses matrices of random distances  $\mathbf{D} \in \mathbb{R}^{k \times k}$  with entries  $\mathbf{D}_{i,j} \in \mathcal{U}(0, 1)$  to define  $\mathbf{W}_{k \cdot i + P(i), k \cdot j + P(j)} = |\mathbf{D}_{i,j} - \mathbf{D}_{P(i), P(j)}|$ . The MLP thus learns to compress the input matrix into a much smaller QUBO.

### 3.5. Point Set Registration and Rotation Estimation

In 2D point set registration, we are given two point sets with potentially different numbers of points and no correspondences, and we seek to find a rotation angle that best aligns them. We follow Golyanik *et al.* [30] and use the vectorised form of their input matrix to represent a problem instance. We parametrise the solution space of  $\mathbf{x} \in \{0, 1\}^9$  by splitting the output space  $[0, \frac{1}{3}\pi]$  into  $2^9$  equally sized bins and consecutively indexing them with a 9-bit integer.

In 3D rotation estimation, we are given two 3D point clouds with known matches and seek to estimate the 3D rotation aligning them. We represent a problem instance by the vectorised covariance matrix of the two point clouds; 3D rotation is parametrised by Euler angles  $\alpha, \beta, \gamma$ . We discretise each angle into  $2^5$  bins, such that  $\mathbf{x} \in \{0, 1\}^{15}$ .

## 4. Experimental Evaluation

We next experimentally evaluate our QuAnt approach. Our goal is to show that it outperforms the previous quantum state of the art. Additionally, and for reference, we report comparisons against specialised classical methods.

**Data.** We evaluate our method for graph matching on the Willow object dataset [12], which contains labelled key points. We use  $k=4$  randomly chosen key point pairs per image. Our training set comprises 5640 images, and our test set has 846 images. Both of the sets are obtained

via `pygmtools` [66]. We also evaluate on our synthetic dataset *RandGraph* (see Sec. 3.4), with both  $k=4$  and  $k=5$ .

We evaluate 2D point set registration on the 2D Shape Structure dataset [9] providing 2D silhouette images of real-world objects. We treat the silhouette outlines as 2D points. Our training set consists of 500 shapes from various classes, and our test set has 50 shapes. For each shape, we apply 1000 (for train) or 100 (for test) different rotations of up to  $60^\circ$  and pick random pairs to generate problem instances.

For 3D rotation estimation, we evaluate on ModelNet10 [73], which contains CAD models of ten object categories. We proceed with point cloud representations of each shape. We use 300 shapes from various classes as our training set and test on 30 shapes from various classes. For each shape, we apply 1000 different 3D rotations with angle ranges  $\alpha, \gamma \in [-\frac{1}{9}\pi, \frac{1}{9}\pi]$  and  $\beta \in [-\frac{1}{18}\pi, \frac{1}{18}\pi]$  and pick random pairs to generate problem instances.

**Comparisons.** We compare QuAnt to two baselines and specialised methods, depending on the problem type. For all problem types, we demonstrate the power of using QUBOs compared to the *Diag* baseline that regresses a diagonal QUBO matrix  $\mathbf{A}$  (which is trivially solvable). While this baseline ablates the QUBO itself, we also consider a more natural neural network baseline, *i.e.*, *Pure*, that regresses the binary solution directly (there is no activation after the last layer) and uses an  $\ell_1$ -loss between the output and  $\hat{\mathbf{x}}$  instead of  $L_{\text{gap}}$  and  $L_{\text{unique}}$ . At test time, we threshold the network output of *Pure* at 0 to obtain binary vectors. For QuAnt, *Diag* and *Pure* variants, we experiment with all combinations of the numbers of layers  $L \in \{3, 5\}$  and hidden dimensions  $H \in \{32, 78\}$ .

We compare our graph matching results with the *Direct* baseline on Willow [12]; we directly solve the quadratic assignment problem given by  $\mathbf{W}$  with exhaustive search, which provides an upper bound for our method. We also compare against Quantum Graph Matching (QGM) [59], to which we pass our input matrices  $\mathbf{W}$ . For 2D point set registration, we compare against the analytic quantum method (AQM) [30], which is an upper bound for our technique since we take its vectorised QUBO as input, and against the classical, specialised ICP algorithm [40]. In the case of 3D rotation estimation, we use Procrustes as a classical method specialised to this problem type, which is thus an upper bound for the performance of our (general) method.

**Metrics.** We measure accuracy of the graph matching solutions as the percentage of correctly recovered permutation matrices. For 2D point set registration and 3D rotation estimation, we quantify the difference between the known ground-truth rotations and the estimated rotations by their geodesic distances (angles) in the rotation groups  $SO(2)$  and  $SO(3)$ , respectively.

**QUBO Solvers.** For graph matching, we follow Sec. 3.3 to make our regressed QUBOs compatible with the QA.

Due to a restricted QA compute budget, we train and test with simulated annealing unless stated otherwise. For the point cloud experiments, we regress dense  $A$  and use our exhaustive search implementation at train and test time unless stated otherwise. When evaluating on the QA, we rely on minor embeddings to make the regressed  $A$  compatible with the QA. Please refer to the Appendix for the details.

### 4.1. Results

**General Baselines.** The quantitative results for graph matching, point set registration, and rotation estimation are reported in Tables 1, 2, and 3, respectively. Across network sizes and all three problem types, the results show that having a full,  $\mathcal{NP}$ -hard QUBO (ours) instead of only a diagonal QUBO (Diag) is advantageous. In addition, we find that the proposed method yields better results than Pure on both point set registration and rotation estimation, although Pure yields better results for graph matching.

Table 1. Comparison of our QuAnt approach to general baselines on graph matching. We report the accuracy (in %).

(a) RandGraph for  $k=4$ .

	Ours	Diag	Pure
$L=3, H=32$	9	8	<b>91</b>
$L=3, H=78$	30	18	<b>96</b>
$L=5, H=32$	11	11	<b>89</b>
$L=5, H=78$	49	43	<b>96</b>

(b) Willow object dataset [12] for  $k=4$ . Trained for 300 epochs with  $L=5, H=78$ .

Ours	Diag	Pure	Direct
69	53	90	<b>97</b>

Table 2. Comparison of our QuAnt approach to general baselines on point set registration. We report the averages of the mean errors and their standard deviations over three runs.

	Ours	Diag	Pure
$L=3, H=32$	$8.4 \pm 0.8$	$11.1 \pm 1.3$	<b><math>8.2 \pm 1.2</math></b>
$L=3, H=78$	<b><math>7.2 \pm 1.1</math></b>	$8.3 \pm 0.7$	$9.3 \pm 1.9$
$L=5, H=32$	<b><math>8.6 \pm 0.5</math></b>	$10.9 \pm 1.2$	$9.3 \pm 1.9$
$L=5, H=78$	<b><math>6.8 \pm 0.3</math></b>	$7.7 \pm 0.5$	$11.3 \pm 4.5$

Table 3. Comparison of our QuAnt approach to general baselines on rotation estimation. We report the averages of the mean errors and their standard deviations over three runs.

	Ours	Diag	Pure
$L=3, H=32$	$5.9 \pm 3.0$	<b><math>5.4 \pm 1.0</math></b>	$7.9 \pm 0.5$
$L=3, H=78$	<b><math>4.1 \pm 0.5</math></b>	$5.0 \pm 0.3$	$7.1 \pm 0.1$
$L=5, H=32$	<b><math>3.7 \pm 0.8</math></b>	$5.0 \pm 0.4$	$16.2 \pm 7.1$
$L=5, H=78$	<b><math>3.4 \pm 0.4</math></b>	$4.7 \pm 0.2$	$10.1 \pm 1.8$

**Specialised Methods.** For reference, we compare QuAnt to several methods that are specialised to a certain problem type. Nonetheless, since our approach is general, they, in many cases, provide an upper bound for our performance.

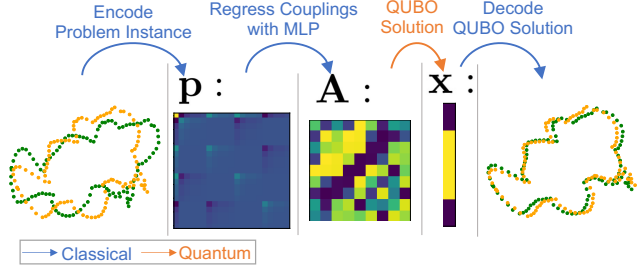


Figure 3. Test-time example inputs and outputs of QuAnt trained for 2D point set registration.

We evaluate QGM [59] on several RandGraph instances. We confirm their finding that strongly enforcing permutation constraints eventually retrieves the right permutation as the sample with the lowest energy. However, using the analytical bound for the penalty term leads to a success probability (*i.e.*, the probability of getting the best solution across anneals) smaller than random guessing due to experimental errors in the couplings. Next, we find that the QUBOs of QuAnt are much smaller and better suited to be solved with a quantum annealer than those of QGM. For RandGraph with  $k=5$ , our method needs 15 physical qubits while their baseline and row-wise methods need 89 qubits on average and a chain length of four, and their *Inserted* method needs, on average, 39 qubits and a chain length of three on D-Wave Advantage. Thus, our success probability of 26% when evaluating on test data is orders of magnitude higher than *Inserted*'s 0.22% (best in QGM). This shows how QuAnt improves over the quantum state of the art even though we merely focus on the solution with the lowest energy across anneals, while they focus on the success probabilities. We refer to Appendix D for a detailed evaluation. Table 1b confirms that *Direct* is an upper bound to our approach.

Table 8 shows quantitative results for 2D point set matching without noise. AQM slightly outperforms QuAnt, which is expected as we take AQM's QUBO as input; hence, its performance is an upper bound for our method. Fig. 3 shows a qualitative example by QuAnt.

As expected, quantitative results in Table 7 (with no incorrect correspondences) show that the classical, specialised Procrustes method performs better than our general method on 3D rotation estimation. Note that our technique yields better results than Procrustes under test-time noise, as we discuss later in detail.

### 4.2. Ablation

We ablate  $L_{\text{unique}}$  and  $L_{\text{mlp}}$  in Table 4. For graph matching, we use RandGraph with  $k=4$ . We find that removing either  $L_{\text{unique}}$  or  $L_{\text{mlp}}$  leads to mixed results on graph matching and worse results in almost all cases for points set registration and rotation estimation, as Fig. 5 shows.

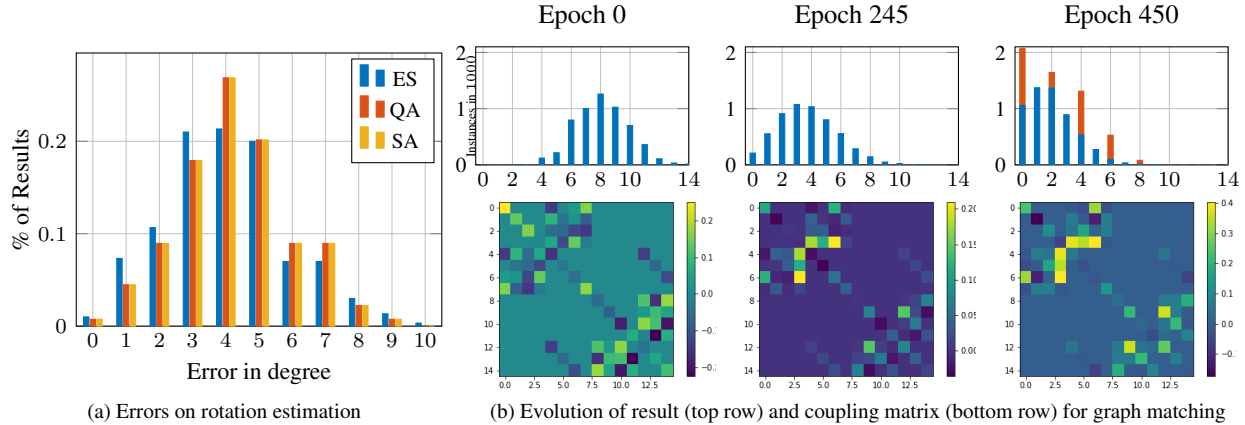


Figure 4. (a) Histogram of errors for rotation estimation using exhaustive search (ES), quantum annealing (QA), and simulated annealing (SA) at test time. The maximum error on the x-axis amounts to 59 and no methods have higher errors than shown. (b) Evolution over different epochs of the Hamming distance between predicted solutions and the ground truth (top), and coupling matrix when training our approach for graph matching (bottom). (Top): The x-axis shows the Hamming distance. Blue indicates unprojected results, and red means after projection to a permutation. We only project after training.

Table 4. Loss ablations. We report the accuracy for graph matching (in %) and the mean/median error otherwise.

	Graph Matching			Point Set Registration			Rotation Estimation		
	w/o $L_{\text{unique}}$	w/o $L_{\text{MLP}}$	Ours	w/o $L_{\text{unique}}$	w/o $L_{\text{MLP}}$	Ours	w/o $L_{\text{unique}}$	w/o $L_{\text{MLP}}$	Ours
$L=3, H=32$	7	<b>9</b>	<b>9</b>	17.8 / 12.0	18.6 / 13.4	<b>15.0 / 8.7</b>	5.1 / 5.0	3.4 / 3.0	<b>3.4 / 3.0</b>
$L=3, H=78$	<b>30</b>	29	<b>30</b>	15.5 / 8.0	21.8 / 17.0	<b>14.5 / 7.7</b>	<b>2.9 / 3.0</b>	4.6 / 5.0	4.2 / 4.0
$L=5, H=32$	<b>14</b>	6	11	18.1 / 11.7	19.0 / 7.7	<b>9.0 / 4.6</b>	3.4 / 3.0	2.5 / 2.0	<b>2.3 / 2.0</b>
$L=5, H=78$	46	<b>54</b>	49	18.3 / 11.7	<b>17.8 / 11.7</b>	<b>18.5 / 7.7</b>	3.7 / 4.0	4.1 / 4.0	<b>3.3 / 3.0</b>

### 4.3. Evaluation on D-Wave

By design, the proposed QuAnt approach is agnostic to the type of QUBO solver used. After training with exhaustive search, we compare how the performance on the test set differs under exhaustive search, SA, or QA. The results in Fig. 4a show that the exact solutions of exhaustive search only slightly outperform the less computationally expensive QA and SA. Moreover SA yields results very similar to QA.

Next, we compare the test-time results of QA and SA (after training the method with the same technique, QA and SA, respectively). See Table 5 for the results, both with and without projecting the final binary solution to a valid permutation encoding during post-processing. Training with QA delivers better results than training with SA. We attribute this to a better second-best solution  $\mathbf{x}^+$  used by  $L_{\text{unique}}$ . While SA yields solutions  $\mathbf{x}^*$  that are comparable to QA, its second-best solutions are worse than QA’s. We refer to the appendix for details. Unfortunately, real-world compute resources for training with QA remain limited, as of this writing. We, therefore, fall back on SA for larger-scale experiments in this work. However, Table 5 suggests that our results could improve noticeably on QA.

### 4.4. Further Analysis

**Training.** We visualise the evolution of the instantaneous solution and  $\mathbf{A}$  matrix for graph matching in Fig. 4b.

**Varying Problem Difficulty.** We provide a more detailed analysis of the performance of our method on point set registration for varying difficulty levels. Table 6 shows that a larger input misalignment between the two point clouds worsens the results, as expected.

**Robustness to Noise.** We investigate the robustness of our method and other approaches against input noise at test time after training without noisy data. Specifically, we look at rotation estimation, where we randomly pick a fixed percentage of points and randomly permute their correspondences (among themselves). Table 7 contains results with varying amounts of incorrect correspondences. The quality of QuAnt’s results barely degrades with increasing noise levels, even for 20% of incorrect correspondences. The proposed framework already outperforms the classical Procrustes for even 1% of incorrect correspondences, even though Procrustes also starts from the same covariance matrix. We observe that the advantage of our method grows with larger noise levels. QuAnt also consistently performs better than the general baselines, which are similarly robust to increasing noise levels.

Table 5. RandGraph results ( $k=5$ ) by our method ( $L=5, H=78$ ) trained for 450 epochs (QA or SA).

	SA	QA
Before projection	10	<b>18</b>
After projection	24	<b>36</b>

Table 7. Robustness to varying amounts of incorrect test-time correspondences in rotation estimation. We report the mean/median error for  $L=3, H=32$ . The first column specifies the percentage of incorrect correspondences at test time.

%	<b>Ours</b>	Procrustes	Diag	Pure
0	3.9 / 4.0	<b>0.0 / 0.0</b>	5.6 / 6.0	8.1 / 8.0
1	<b>3.4 / 3.0</b>	5.8 / 3.0	5.7 / 6.0	8.2 / 8.0
5	<b>3.4 / 3.0</b>	25.7 / 13.0	6.0 / 6.0	8.2 / 8.0
10	<b>3.2 / 3.0</b>	43.8 / 21.0	6.2 / 6.0	8.2 / 8.0
15	<b>3.5 / 3.0</b>	64.7 / 58.0	6.2 / 6.0	8.2 / 8.0
20	<b>3.7 / 3.0</b>	75.3 / 79.0	5.8 / 6.0	8.2 / 8.0

We next look at our point set registration approach and other methods under input noise at test time and after training without noise. Here, we add uniform noise to one point cloud, where the range of the noise is a percentage of the maximum extent of the point cloud. Table 8 contains the results with varying levels of additive uniform noise. ICP, an iterative approach, is robust to the noise, gives highly accurate results and, thus, outperforms the competing non-iterative approaches. Note that our QuAnt takes as input the vectorised QUBO that AQM solves; hence, AQM constitutes an upper bound for the performance of our approach. In addition, our general approach could, in principle, scale to 3D point set matching while AQM’s solution parametrisation severely inhibits scaling to larger problems. Furthermore, QuAnt performs better than the general baselines.

## 5. Discussion

**Limitations.** As all learning-based approaches, the proposed approach can show lower performance on problem instances that fall significantly outside the training distribution. While our general method does not outperform classical methods specialised on certain problem types, we achieve performance on par with hand-crafted QUBO designs used in state-of-the-art methods in quantum computer vision. We achieve this while greatly reducing the effort required for new problem types. For our point cloud experiments, we rely on minor embeddings to transfer the regressed dense QUBOs to the QA. On existing hardware, large minor embeddings can worsen the resulting quality noticeably. However, in our case, we can embed a QUBO with nine logical qubits into only 14 physical qubits.

Table 6. Interval analysis for point set registration with  $L=5, H=78$ . We evaluate on point cloud pairs with ground-truth angles uniformly sampled within the given intervals. We report the mean/median error in degrees.

angle interval	$0 - 1 \frac{\pi}{18}$	$1 \frac{\pi}{18} - 2 \frac{\pi}{18}$	$2 \frac{\pi}{18} - 3 \frac{\pi}{18}$	$3 \frac{\pi}{18} - 4 \frac{\pi}{18}$	$4 \frac{\pi}{18} - 5 \frac{\pi}{18}$	$5 \frac{\pi}{18} - 6 \frac{\pi}{18}$
mean / median	4.0 / 1.9	5.1 / 2.6	6.4 / 3.0	7.9 / 3.8	7.9 / 3.8	8.4 / 4.0

Table 8. Robustness to varying amounts of uniform noise in point set registration. We report the mean/median error for  $L=5, H=78$  and the number of required logical and physical qubits. The first column specifies the range of the added uniform noise in % of the maximum extent of the point cloud. “†”: uncoupled qubits.

%	<b>Ours</b>	Diag	Pure	AQM
0	5.8 / 3.5	7.3 / 4.7	6.8 / 5.9	<b>4.3 / 2.6</b>
5	6.4 / 3.3	7.0 / 5.2	7.0 / 6.1	<b>4.5 / 2.9</b>
10	6.5 / <b>3.3</b>	8.4 / 5.2	7.1 / 6.5	<b>5.6 / 3.8</b>
15	7.2 / <b>3.5</b>	9.5 / 5.9	7.9 / 6.7	<b>5.6 / 3.8</b>
20	10.3 / 5.4	11.6 / 6.6	8.2 / 6.8	<b>5.9 / 3.3</b>
Qubits	<b>9/14</b>	(9/9) <sup>†</sup>	n/a	21/~55

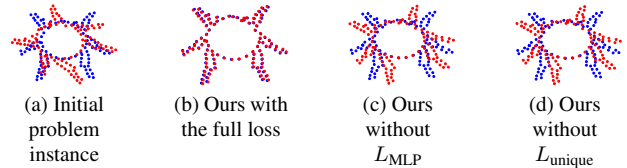


Figure 5. Qualitative loss ablations. We show the original point cloud (blue) and rotated point cloud (red). Removing either  $L_{\text{unique}}$  or  $L_{\text{mlp}}$  leads to significantly worse results.

**Future Work.** Although our focus is on a general framework design, our core idea of learning QUBOs can be specialised to other problems by designing a more specific network architecture and losses that capture domain-specific priors. Potentially, this can improve results further.

## 6. Conclusion

We showed that learning to regress QUBO forms for different problems instead of deriving them analytically can be a reasonable alternative to existing methods. We observed the generality of the QuAnt approach on diverse problem types. Our experiments demonstrated that learning QUBO forms and solving them either on a quantum annealer or with simulated annealing, in most cases, leads to better results than directly regressing target solutions. Moreover, the proposed method significantly outperformed the previous quantum state of the art in graph matching and rotation estimation in the setting with noisy matches. We believe our work considerably broadens the available toolbox for development and analysis of quantum computer vision methods and opens up numerous avenues for future research.



## References

- [1] Tameem Albash and Daniel A Lidar. Adiabatic quantum computation. *Reviews of Modern Physics*, 90(1):015002, 2018. 12
- [2] Kerstin Beer, Dmytro Bondarenko, Terry Farrelly, Tobias J. Osborne, Robert Salzmann, Daniel Scheiermann, and Ramona Wolf. Training deep quantum neural networks. *Nature Communications*, 11(808), 2020. 2
- [3] Jacob Biamonte, Peter Wittek, Nicola Pancotti, Patrick Rebentrost, Nathan Wiebe, and Seth Lloyd. Quantum machine learning. *Nature*, 549, 11 2016. 2
- [4] Tolga Birdal, Vladislav Golyanik, Christian Theobalt, and Leonidas Guibas. Quantum permutation synchronization. In *Computer Vision and Pattern Recognition (CVPR)*, 2021. 1, 2, 3, 14
- [5] Kelly Boothby, Paul Bunyk, Jack Raymond, and Aidan Roy. Next-Generation Topology of D-Wave Quantum Processors. *arXiv e-prints*, 2020. 4
- [6] Max Born and Vladimir Fock. Beweis des adiabatsatzes. *Zeitschrift für Physik*, 51(3):165–180, 1928. 3, 12
- [7] Edward Boyda, Saikat Basu, Sangram Ganguly, Andrew Michaelis, Supratik Mukhopadhyay, and Ramakrishna R. Nemani. Deploying a quantum annealing processor to detect tree cover in aerial imagery of california. *PLoS ONE*, 12, 2017. 1, 2
- [8] Jun Cai, William G. Macready, and Aidan Roy. A practical heuristic for finding graph minors. *arXiv e-prints*, 2014. 12, 14
- [9] Axel Carlier, Kathryn Leonard, Stefanie Hahmann, Geraldine Morin, and Misha Collins. The 2d shape structure dataset: A user annotated open access database. *Computers & Graphics*, 58:23–30, 2016. 5
- [10] Gabriele Cavallaro, Dennis Willsch, Madita Willsch, Kristel Michielsen, and Morris Riedel. Approaching remote sensing image classification with ensembles of support vector machines on the d-wave quantum annealer. In *IEEE International Geoscience and Remote Sensing Symposium (IGARSS)*, 2020. 1, 2
- [11] Tat-Jun Chin, David Suter, Shin-Fang Ch’ng, and James Quach. Quantum robust fitting. In *Asian Conference on Computer Vision (ACCV)*, 2020. 2
- [12] Minsu Cho, Karteek Alahari, and Jean Ponce. Learning graphs to match. In *International Conference on Computer Vision*, pages 25–32, 2013. 4, 5, 6
- [13] D-Wave Systems. Leap. <https://docs.dwavesys.com/docs/latest/leap.html>, 2022. online; accessed on the 24.01.2022. 2, 13
- [14] D-Wave Systems, Inc. D-wave system documentation. [https://docs.dwavesys.com/docs/latest/c\\_gs\\_4.html](https://docs.dwavesys.com/docs/latest/c_gs_4.html). online; accessed on 2022-03-06. 13
- [15] D-Wave Systems, Inc. D-wave ocean. <https://docs.ocean.dwavesys.com/en/stable>, 2022. online. 13
- [16] D-Wave Systems, Inc. dimod simulated annealing sampler. [https://docs.ocean.dwavesys.com/en/stable/docs\\_dimod/reference/sampler\\_composites/generated/dimod.reference.samplers.SimulatedAnnealingSampler.sample.html](https://docs.ocean.dwavesys.com/en/stable/docs_dimod/reference/sampler_composites/generated/dimod.reference.samplers.SimulatedAnnealingSampler.sample.html), 2022. online. 14
- [17] D-Wave Systems, Inc. dwave-neal. <https://github.com/dwavesystems/dwave-neal>, 2022. online. 14
- [18] Prasanna Date and Thomas Potok. Adiabatic quantum linear regression. *Scientific Reports*, 11, 2021. 3
- [19] Nike Dattani, Szilard Szalay, and Nick Chancellor. Pegasus: The second connectivity graph for large-scale quantum annealing hardware. *arXiv e-prints*, 2019. 2, 4
- [20] B Dema, Junya Arai, and Keitarou Horikawa. Support vector machine for multiclass classification using quantum annealers. 2020. 2
- [21] Jia Deng, Wei Dong, Richard Socher, Li-Jia Li, Kai Li, and Li Fei-Fei. Imagenet: A large-scale hierarchical image database. In *Computer Vision and Pattern Recognition*, pages 248–255. IEEE, 2009. 5, 13
- [22] Anh-Dzung Doan, Michele Sasdelli, David Suter, and Tat-Jun Chin. A hybrid quantum-classical algorithm for robust fitting. In *Computer Vision and Pattern Recognition (CVPR)*, 2022. 2
- [23] Yuxuan Du, Min-Hsiu Hsieh, Tongliang Liu, and Dacheng Tao. Expressive power of parametrized quantum circuits. *Phys. Rev. Research*, 2:033125, 2020. 2
- [24] Vedran Dunjko and Hans J Briegel. Machine learning & artificial intelligence in the quantum domain: a review of recent progress. *Reports on Progress in Physics*, 81(7):074001, 2018. 2
- [25] Vedran Dunjko, Jacob M. Taylor, and Hans J. Briegel. Quantum-enhanced machine learning. *Phys. Rev. Lett.*, 117:130501, 2016. 2
- [26] Edward Farhi, Jeffrey Goldstone, Sam Gutmann, Joshua Lapan, Andrew Lundgren, and Daniel Preda. A quantum adiabatic evolution algorithm applied to random instances of an np-complete problem. *Science*, 292(5516):472–475, 2001. 3
- [27] Aaron Ferber, Bryan Wilder, Bistra Dilkina, and Milind Tambe. Mipaal: Mixed integer program as a layer. *AAAI Conference on Artificial Intelligence*, 34:1504–1511, 2020. 3
- [28] Thomas Gabor, Sebastian Feld, Hila Safi, Thomy Phan, and Claudia Linnhoff-Popien. Insights on training neural networks for qubo tasks. In *Proceedings of the IEEE/ACM 42nd International Conference on Software Engineering Workshops*, pages 436–441, 2020. 3
- [29] Frank Gaitan and Lane Clark. Graph isomorphism and adiabatic quantum computing. *Phys. Rev. A*, 89:022342, Feb 2014. 14
- [30] Vladislav Golyanik and Christian Theobalt. A quantum computational approach to correspondence problems on point sets. In *Computer Vision and Pattern Recognition*, pages 9182–9191, 2020. 2, 3, 5, 15, 16
- [31] Vojtěch Havlíček, Antonio D. Córcoles, Kristan Temme, Aram W. Harrow, Abhinav Kandala, Jerry M. Chow, and Jay M. Gambetta. Supervised learning with quantum-enhanced feature spaces. *Nature*, 567:209–212, 2019. 2
- [32] Sami Khairy, Ruslan Shaydulin, Lukasz Cincio, Yuri Alexeev, and Prasanna Balaprakash. Learning to optimize variational quantum circuits to solve combinatorial problems. In *AAAI Conference on Artificial Intelligence*, 2020. 2

- [33] Diederik P Kingma and Jimmy Ba. Adam: A method for stochastic optimization. *arXiv preprint arXiv:1412.6980*, 2014. [12](#)
- [34] Alex Krizhevsky, Ilya Sutskever, and Geoffrey E Hinton. Imagenet classification with deep convolutional neural networks. In F. Pereira, C. J. C. Burges, L. Bottou, and K. Q. Weinberger, editors, *Advances in Neural Information Processing Systems*, volume 25, 2012. [5](#), [13](#)
- [35] Jonas M. Kübler, Simon Buchholz, and Bernhard Schölkopf. The inductive bias of quantum kernels. In *Neural Information Processing Systems (NIPS)*, 2021. [2](#)
- [36] Yann LeCun, Sumit Chopra, Raia Hadsell, Fu Jie Huang, and et al. A tutorial on energy-based learning. In *Predicting Structured Data*, 2006. [4](#)
- [37] Junde Li and Swaroop Ghosh. Quantum-soft qubo suppression for accurate object detection. In *European Conference on Computer Vision (ECCV)*, 2020. [1](#), [2](#), [3](#)
- [38] Baoyuan Liu, Min Wang, Hassan Foroosh, Marshall Tappen, and Marianna Pinsky. Sparse convolutional neural networks. In *Computer Vision and Pattern Recognition (CVPR)*, pages 806–814, 2015. [4](#)
- [39] Owen Lockwood and Mei Si. Reinforcement learning with quantum variational circuit. *AAAI Conference on Artificial Intelligence and Interactive Digital Entertainment (AIIDE)*, 16:245–251, 2020. [2](#)
- [40] Feng Lu and Evangelos Milios. Robot pose estimation in unknown environments by matching 2d range scans. *Journal of Intelligent and Robotic systems*, 18(3):249–275, 1997. [5](#)
- [41] Nicola Mariella and Andrea Simonetto. A Quantum Algorithm for the Sub-Graph Isomorphism Problem. *arXiv e-prints*, 2021. [2](#)
- [42] Kevin Mato, Riccardo Mengoni, Daniele Ottaviani, and Gianluca Palermo. Quantum molecular unfolding. *arXiv e-prints*, 2021. [2](#)
- [43] Jarrod R. McClean, Sergio Boixo, Vadim N. Smelyanskiy, Ryan Babbush, and Hartmut Neven. Barren plateaus in quantum neural network training landscapes. *Nature Communications*, 9(4812), 2018. [2](#)
- [44] Catherine C. McGeoch. Adiabatic quantum computation and quantum annealing: Theory and practice. *Synthesis Lectures on Quantum Computing*, 5(2):1–93, 2014. [3](#), [12](#)
- [45] Kosuke Mitarai, Makoto Negoro, Masahiro Kitagawa, and Keisuke Fujii. Quantum circuit learning. *Phys. Rev. A*, 98:032309, 2018. [2](#)
- [46] Florian Neukart, Gabriele Compostella, Christian Seidel, David von Dollen, Sheir Yarkoni, and Bob Parney. Traffic flow optimization using a quantum annealer. *Frontiers in ICT*, 4, 2017. [2](#)
- [47] Hartmut Neven, Vasil S. Denchev, Geordie Rose, and William G. Macready. Training a binary classifier with the quantum adiabatic algorithm. *arXiv e-prints*, 2008. [2](#)
- [48] Hartmut Neven, Geordie Rose, and William G. Macready. Image recognition with an adiabatic quantum computer i. mapping to quadratic unconstrained binary optimization. *arXiv e-prints*, 2008. [2](#)
- [49] Nga T. T. Nguyen and Garrett T. Kenyon. Image classification using quantum inference on the d-wave 2x. *arXiv e-prints*, 2019. [2](#)
- [50] Mohammadreza Noormandipour and Hanchen Wang. Matching point sets with quantum circuit learning. *arXiv e-prints*, 2102.06697, 2021. [2](#)
- [51] T. P. Orlando, J. E. Mooij, Lin Tian, Caspar H. van der Wal, L. S. Levitov, Seth Lloyd, and J. J. Mazo. Superconducting persistent-current qubit. *Phys. Rev. B*, 60:15398–15413, Dec 1999. [3](#)
- [52] Roman Orus, Samuel Mugel, and Enrique Lizaso. Forecasting financial crashes with quantum computing. *Physical Review A*, 99, 06 2019. [2](#)
- [53] Davide Pastorello and Enrico Blanzieri. Quantum annealing learning search for solving qubo problems. *Quantum Information Processing*, 18(10):1–17, 2019. [3](#)
- [54] Davide Pastorello, Enrico Blanzieri, and Valter Cavecchia. Learning adiabatic quantum algorithms over optimization problems. *Quantum Machine Intelligence*, 3(1):1–19, 2021. [3](#)
- [55] Adam Paszke, Sam Gross, Francisco Massa, Adam Lerer, James Bradbury, Gregory Chanan, Trevor Killeen, Zeming Lin, Natalia Gimelshein, Luca Antiga, Alban Desmaison, Andreas Kopf, Edward Yang, Zachary DeVito, Martin Raison, Alykhan Tejani, Sasank Chilamkurthy, Benoit Steiner, Lu Fang, Junjie Bai, and Soumith Chintala. Pytorch: An imperative style, high-performance deep learning library. In *Advances in Neural Information Processing Systems (NeurIPS)*, pages 8024–8035. 2019. [12](#)
- [56] Rigetti Computing. Rigetti quantum cloud services. <https://docs.rigetti.com/qcs/>, 2022. online; accessed on the 24.01.2022. [2](#)
- [57] Michal Rolínek, Paul Swoboda, Dominik Zietlow, Anselm Paulus, Vít Musil, and Georg Martius. Deep graph matching via blackbox differentiation of combinatorial solvers. In *European Conference on Computer Vision (ECCV)*, pages 407–424, 2020. [3](#)
- [58] Michele Sasdelli and Tat-Jun Chin. Quantum annealing formulation for binary neural networks. In *Digital Image Computing: Techniques and Applications (DICTA)*, 2021. [3](#)
- [59] Marcel Seelbach Benkner, Vladislav Golyanik, Christian Theobalt, and Michael Moeller. Adiabatic quantum graph matching with permutation matrix constraints. In *International Conference on 3D Vision (3DV)*, 2020. [1](#), [2](#), [3](#), [4](#), [5](#), [6](#), [12](#), [13](#), [14](#)
- [60] Marcel Seelbach Benkner, Zorah Lähner, Vladislav Golyanik, Christof Wunderlich, Christian Theobalt, and Michael Moeller. Q-match: Iterative shape matching via quantum annealing. In *International Conference on Computer Vision (ICCV)*, 2021. [1](#), [2](#), [3](#)
- [61] Sukin Sim, Peter D. Johnson, and Alán Aspuru-Guzik. Expressibility and entangling capability of parameterized quantum circuits for hybrid quantum-classical algorithms. *Advanced Quantum Technologies*, 2(12):1900070, 2019. [2](#)
- [62] Vincent Sitzmann, Julien N.P. Martel, Alexander W. Bergman, David B. Lindell, and Gordon Wetzstein. Implicit neural representations with periodic activation functions. In *Advances in Neural Information Processing Systems (NeurIPS)*, 2020. [3](#)
- [63] Stefano Speziali, Federico Bianchi, Andrea Marini, Lorenzo Menculini, Massimiliano Proietti, Loris Francesco Termite,

- Alberto Garinei, Marcello Marconi, and Andrea Delogu. Solving sensor placement problems in real water distribution networks using adiabatic quantum computation. *Quantum Computing and Engineering (QCE)*, 2021. 2
- [64] Tobias Stollenwerk, Elisabeth Lobe, and Martin Jung. Flight gate assignment with a quantum annealer. In *Quantum Technology and Optimization Problems*, 2019. 2
- [65] Alexander Teplukhin, Brian K. Kendrick, and Dmitri Babikov. Calculation of molecular vibrational spectra on a quantum annealer. *Journal of chemical theory and computation*, 2019. 2
- [66] ThinkLab. pygmtools. Shanghai Jiao Tong University. Github, 2021. 5
- [67] Source code for dwave.system.composites.tiling. [https://docs.ocean.dwavesys.com/projects/system/en/stable/\\_modules/dwave/system/composites/tiling.html](https://docs.ocean.dwavesys.com/projects/system/en/stable/_modules/dwave/system/composites/tiling.html). Accessed: 2022-02-09. 4
- [68] Lorenzo Torresani, Vladimir Kolmogorov, and Carsten Rother. Feature correspondence via graph matching: Models and global optimization. In *European conference on computer vision*, pages 596–609. Springer, 2008. 5, 13
- [69] Salvador E. Venegas-Andraca and Sougato Bose. Storing, processing, and retrieving an image using quantum mechanics. In *Quantum Information and Computation*, volume 5105, pages 137 – 147, 2003. 2
- [70] Guillaume Verdon, Jason Pye, and Michael Broughton. A universal training algorithm for quantum deep learning. In *APS March Meeting Abstracts*, 2019. 2
- [71] Marin Vlastelica, Anselm Paulus, Vít Musil, Georg Martius, and Michal Rolínek. Differentiation of blackbox combinatorial solvers. In *International Conference on Learning Representations (ICLR)*, 2020. 3, 4
- [72] Dennis Willsch, Madita Willsch, Hans De Raedt, and Kristel Michielsens. Support vector machines on the d-wave quantum annealer. *Computer Physics Communications*, 248:107006, 2020. 2, 14
- [73] Zhirong Wu, Shuran Song, Aditya Khosla, Fisher Yu, Linguang Zhang, Xiaoou Tang, and Jianxiong Xiao. 3d shapenets: A deep representation for volumetric shapes. In *Computer Vision and Pattern Recognition*, pages 1912–1920, 2015. 5
- [74] Fei Yan, Abdullah Ilyyasu, and Salvador Venegas-Andraca. A survey of quantum image representations. *Quantum Information Processing*, 15, 1 2016. 2
- [75] Jan-Nico Zaech, Alexander Liniger, Martin Danelljan, Dengxin Dai, and Luc Van Gool. Adiabatic Quantum Computing for Multi Object Tracking. In *Computer Vision and Pattern Recognition (CVPR)*, 2022. 2, 3
- [76] Kenneth M. Zick, Omar Shehab, and Matthew French. Experimental quantum annealing: case study involving the graph isomorphism problem. *Scientific reports*, 5(1), 2015. 2

## QuAnt: Quantum Annealing with Learnt Couplings (Appendix)

This appendix provides more details on adiabatic quantum computing in Sec. A. We provide training and implementation settings in Sec. B. Further details on the problem description for graph matching and a failure case are in Sec. C. Sec. D contains a deeper comparison with QGM [59] and Sec. E compares SA and QA. In Sec. F, we provide further quantitative and qualitative results on rotation estimation. Finally, Sec. G contains more details and experiments on point set registration.

### A. Quantum Computing Background

#### A.1. Quantum Annealing in Detail

As we have seen, quantum annealing is a metaheuristic to solve the  $\mathcal{NP}$ -hard Ising problem:

$$\arg \min_{\mathbf{s} \in \{-1,1\}^n} \mathbf{s}^\top \mathbf{J} \mathbf{s} + \mathbf{b}^\top \mathbf{s}, \quad (6)$$

where  $\mathbf{s}$  is a binary vector,  $\mathbf{J} \in \mathbb{R}^{n \times n}$  is a matrix of *couplings*, and  $\mathbf{b} \in \mathbb{R}^n$  contains *biases* [44]. Here, we give a brief overview of how this fits in the framework of quantum mechanics. The D-Wave annealer uses Niobium loops as physical building blocks. The direction of the current flowing through these loops can be modelled as a qubit: it can be described as a two-dimensional, complex, normalised vector  $|\psi\rangle \in \mathbb{C}^2$ . In the so-called computational basis, the basis vectors then correspond to the current flowing clockwise or anti-clockwise. After measuring the state, the system will collapse to either outcome. If it is not measured though, we can have any linear combination of the basis vectors. The coefficients of the linear combination give information on the probability of what outcome occurs after the measurement (*e.g.*, clockwise or anti-clockwise current).

The state space of  $n \in \mathbb{N}$  qubits can be expressed with the tensor product  $\bigotimes_{i=1}^n \mathbb{C}^2$  and is thus a  $2^n$ -dimensional complex vector space. We need that many parameters because *entangled* states cannot be described separately. If the two states  $|\psi\rangle, |\phi\rangle$  corresponding to different physical systems (*e.g.*, two niobium loops or two atoms) can be described independent from each other, the whole system is described by  $|\psi\rangle \otimes |\phi\rangle$ . Note that if every state could be decomposed this way, one would only need  $2n$  parameters.

The evolution of a quantum state  $|\psi\rangle$  over time can be described with the time-dependent Schrödinger equation:

$$H |\psi\rangle = i\hbar \frac{\partial}{\partial t} |\psi\rangle, \quad (7)$$

where the Hamilton operator  $H$  is a Hermitian Matrix describing the possible energies of the system,  $i$  is the imag-

inary unit,  $\hbar$  is a constant, and  $t$  denotes time. For adiabatic quantum computing, one needs a problem Hamiltonian  $H_P$ , where the eigenvector corresponding to the lowest eigenvalue is a solution to the particular Ising problem, and an initial Hamiltonian  $H_I$  with an easy-to-prepare ground state. The Adiabatic Theorem [6] states that if we start with the ground state of  $H_I$  and take a sufficiently long time  $\tau$  to gradually change from  $H_I$  to  $H_P$ , *e.g.*, with:

$$H(t) = \left(1 - \frac{t}{\tau}\right)H_I + \frac{t}{\tau}H_P, \quad (8)$$

then we end up in the ground state of  $H_P$ . From the latter, we can deduce the solution of the particular Ising problem. Simulating this whole process classically can be difficult (or even intractable) because we are dealing with  $2^n \times 2^n$  matrices  $H_I$  and  $H_P$ , where  $n$  is the number of qubits. How difficult the classical simulation is, depends on the exact form of the Hamiltonians. (Particularly promising for speed-ups are, *e.g.*, so-called non-stoquastic Hamiltonians [1].)

#### A.2. Logical and Physical Qubits

The QUBO defines the couplings between two *logical* qubits  $i$  and  $j$ . Such a QUBO can contain couplings between any two qubits. However, in contemporary hardware realisations, each *physical* qubit is only connected to a few others (see Fig. 6a and Fig. 6b). In the main paper, we show how the QUBO matrix  $\mathbf{A}$  can account for this sparse connectivity pattern by setting entries between logical qubits  $i$  and  $j$  to 0 if the physical qubits  $i$  and  $j$  have no connection. Still, D-Wave supports denser connectivity patterns than what is implied by the hardware: Multiple physical qubits can be chained together to represent a single logical qubit of  $\mathbf{x}$  that has many connections. The physical qubits in the chain will then have strong couplings along the chain to encourage them to all end up in the same final state (either all 0 or all 1), representing the final state of the corresponding logical qubit. This is formalised as a minor embedding (of the connectivity graph of the logical qubits) into the connectivity graph of the physical qubits. Using the heuristic method of Cai and colleagues [8] is popular to determine the minor embeddings in practice.

### B. Implementation Details

Our code, which we will release, is implemented in Pytorch [55]. We use Adam [33] with a learning rate of  $10^{-3}$  for training. For graph matching on RandGraph with  $k=4$ , we use a batch size of 141 and train for 150 epochs, which takes about seven hours. For RandGraph  $k=5$ , we use 450 epochs, which takes about 23 hours. For Willow, we train for 300 epochs, which takes about 14 hours. The baselines are trained for the same number of epochs. While Diag takes a comparable amount of time, the Pure baseline takes

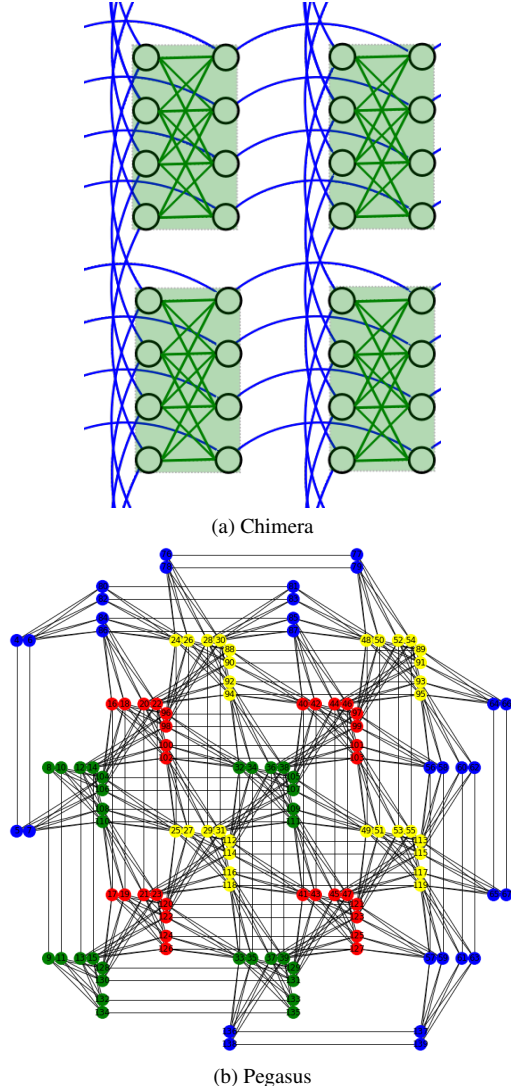


Figure 6. Visualisation of qubit connectivities. (a) The connectivity pattern of the physical qubits in the Chimera architecture. The unit cells (green boxes) have fewer interconnections than on Pegasus. (b) The connectivity pattern of the physical qubits in the Pegasus architecture. Green, red, and yellow correspond to one problem instance each. Images due to D-Wave [14].

about three minutes to train. For the experiments with  $k=5$ , we use  $10^{-5}$  as the learning rate.

For the point cloud experiments, we use a batch size of 32 and train for 20 epochs, which takes about four hours. We train Pure and Diag with the same batch sizes and epochs. The training of the Diag baseline takes four hours as well, and Pure is trained within three hours. When solving a QUBO on a QA, we anneal 100 times and pick the lowest-energy solution. We access the QA via Leap 2 [13] using the Ocean SDK [15]. When solving with SA, we use 100 iterations from the default `neal` SA sampler.




Figure 7. Failure case for graph matching. We visualise the ground truth of an image pair. Here, our method does not find the correct matching: Only the beak and neck are matched correctly, while the geometric information for the other key points differs too strongly.

## C. Graph Matching

### C.1. Problem Description

Here, we describe the design of the problem description  $\mathbf{p}$  for graph matching. We use  $\mathbf{p} = \text{vec}(\mathbf{W})$ , where the diagonal of  $\mathbf{W}$  contains cosine similarities between the feature vectors extracted with AlexNet [34] pre-trained on ImageNet [21] of all pairs of key points. The off-diagonal follows the geometric term described in (Eq. (7)) from Torresani *et al.* [68]. In particular, we use the term  $\mathbf{W}_{\text{geom}}$  from Eq. (7) from Torresani *et al.* [68] with minus signs in the beginning and in the exponential, and set  $\eta=0.98$ . The convex combination with  $\mathbf{W}_{\text{Alex}}$ , where the cosine similarities of the feature vectors are on the diagonal, is then:

$$\mathbf{W} = \tau \mathbf{W}_{\text{Alex}} + (1 - \tau) \mathbf{W}_{\text{geom}}. \quad (9)$$

We choose  $\tau=0.81$  and  $\eta=0.98$  such that the QAP often coincides with the ground-truth correspondences (see Table 1b, “Direct” from the main paper).

### C.2. Failure Case

We show a failure case of our method when applied to graph matching in Fig. 7. It occurs due to large differences in the observed appearance.

## D. Detailed Comparison with QGM [59]

Here, we compare our method with QGM [59] in detail. Note that the focus of both works differs. Their work focuses more on the probability distribution of the retrieved solutions. Our work is more concerned with incorporating the quantum annealer into the training pipeline. When training the neural network,  $L_{\text{gap}}$  (1) uses the retrieved solution with the smallest energy across anneals, while they are also interested in the success probabilities, *i.e.*, the probability to get the best solution across anneals.

The *individual* QUBOs occurring in our QuAnt framework are much easier to solve by the QA than QUBOs that

Table 9. Average success probabilities of different QGM variants [59] over 141 problem instances on RandGraph compared to QuAnt with  $k = 5$ , in %.

Inserted	Baseline	Row-wise	Ours
0.22	0.07	0.07	<b>26</b>

would arise in QGM [59]. To show this, we compute the average success probabilities of the various methods from QGM [59] over 141 instances of RandGraph with  $k=5$ ; see Table 9. We also apply QuAnt to these problem instances. We solve the resulting QUBO with QA and find the average probability to be 26% with a standard deviation of 18%, better than any method from the QGM paper [59].

This difference is not surprising since we construct our method such that we only use trivial embeddings and do not need to apply the `minorminer` heuristic [8]. Because of that, for RandGraph with  $k = 5$ , our method needs only 15 physical qubits while their baseline and row-wise methods need 89 qubits, on average, and a chain length of 4; their *Inserted* method needs, on average, 39 qubits and a chain length of 3 on D-Wave Advantage. Note that a heuristic search for better penalty parameters, as in Q-Sync [4], could give rise to better results for the methods from QGM [59] in Table 9. However, the corresponding embeddings would still be problematic. Directly using the binary encoding for permutations [29] requires additional qubits because the problem would a priori not be quadratic.

## E. Solution Quality of SA and QA

In the main paper, we show that training with QA yields better performance than training with SA. Here, we analyse the quality of the solutions found by both techniques further. Fig. 8 contains histograms that depict the output of the quantum annealer and the two different simulated annealing solvers from `neal` [17] and from `dimod` [16]. In contrast to the solver from `dimod`, `neal` is highly optimised for performance, so we used it for our experiments.

We focus our analysis on the number of sweeps in SA, *i.e.*, the number of steps in the 'cooling' schedule. We observe that it strongly influences the quality of the second-best solution.

Table 10 illustrates this by averaging the fraction of the second-best energies over 141 instances and analysing 1000 samples from different solvers. We see that the quantum annealer produces the second-best samples with the lowest energies.

Note, however, that we do not claim that this is an intrinsic general advantage of QA over SA, but merely that in our setting, QA outperforms SA. Still, prior work [72] also reaches the conclusion that quantum annealing has much potential for finding reasonable near-optimal solutions.

The `dimod` sampler also produces second-best solutions with low energies but is computationally expensive [16]. This is, perhaps, because many non-optimal solutions are produced compared to the implementation from `neal`.

Table 10. Second-best energies of SA relative (in %) to the second-best energies of QA. We report the mean and std. deviation over 141 instances. The higher the better.

SA ( <code>neal</code> ), $10^3$ sweeps	SA ( <code>neal</code> ), 10 sweeps	SA ( <code>dimod</code> )
$94.2 \pm 10.3$	$86.0 \pm 19$	$99.8 \pm 0.9$

## F. 3D Rotation Estimation

### F.1. Three Stages (Euler Angles)

We obtain improved results when regressing three Euler angles one after another compared to direct regression of three angles. Thus, we use one stage per angle, *i.e.*, with one network per stage. The training setup is as follows. We feed the first network with problem instances where  $\alpha, \beta, \gamma \neq 0$ . The network then regresses  $\alpha$ . We feed the second stage network with problem instances, where  $\alpha = 0$  and  $\beta, \gamma \neq 0$ . Subsequently, the network regresses  $\beta$ . Lastly, we feed the third network with problem instances, where  $\alpha, \beta = 0$  and  $\gamma \neq 0$ . Here it regresses  $\gamma$ . During test time, the first network determines  $\alpha$ , which is then applied to the input. The updated input is re-encoded before the second stage, which outputs  $\beta$ . Finally, with  $\alpha$  and  $\beta$  applied already, the third stage regresses  $\gamma$ . Fig. 9 shows how the three different networks regress the angles and how the solution progresses towards the final one.

### F.2. Variance across Runs

To better judge the stability under different random seeds, we repeat the main experiment from the paper three times for our QuAnt method and each baseline. In Table 11, we report the mean and std. deviation of the median. Here, similar to the results from the main paper, we outperform the `Diag` and `Pure` baselines in all but one setting.

### F.3. Training on Noisy Data

Table 12 shows how our method performs on noise-free and noisy test data after training on noisy data. We observe that the noisy training data appears to negatively affect the training and its performance drops, while `Diag` improves and `Pure` remains unchanged.

### F.4. Qualitative Comparison on Noisy Test Data

Fig. 10 visualises differences between our solution after training on noise-free data and Procrustes alignment on a problem with noisy data (unknown correspondences).

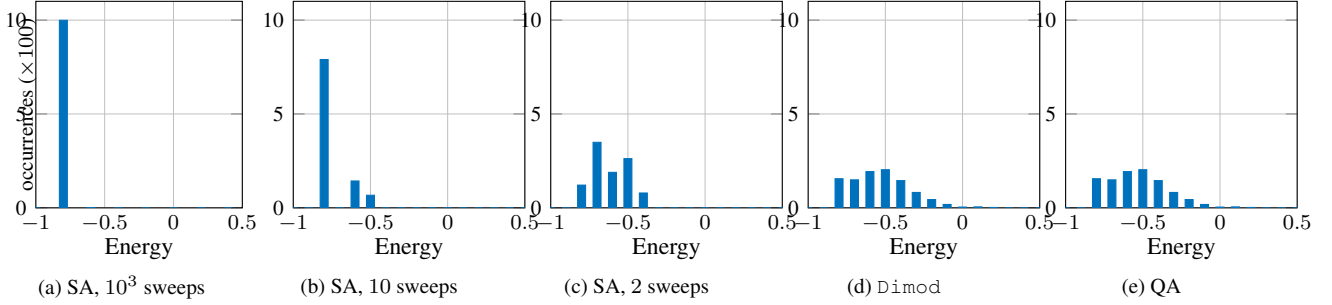


Figure 8. Energy histograms of (ideally optimal)  $10^3$  samples for SA (different number of sweeps and dimod) and QA on one instance of RandGraph with  $k=5$  after 450 epochs training.

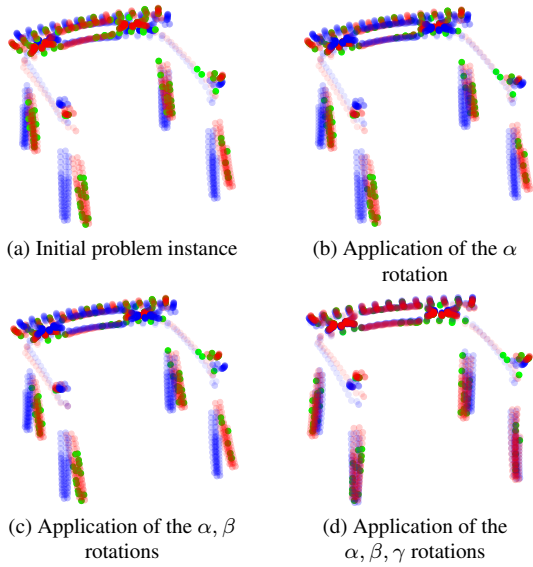


Figure 9. Visualisation of the different steps of our rotation-estimation network. We show (blue) the original 3D point cloud and (red) the rotated point cloud. The green points are points of the red point cloud with unknown correspondences. Here, 10% of the correspondences are unknown.

Table 11. Comparison to general baselines on rotation estimation. We report the mean of the per-experiment *median* and std. deviation across experiments for three different random seeds.

	Ours	Diag	Pure
$L=3, H=32$	$6.0 \pm 3.6$	<b><math>5.3 \pm 1.1</math></b>	$7.0 \pm 1.0$
$L=3, H=78$	<b><math>4.0 \pm 1.0</math></b>	$5.0 \pm 0.0$	$7.0 \pm 0.0$
$L=5, H=32$	<b><math>3.7 \pm 1.2</math></b>	$5.0 \pm 0.0$	$16.3 \pm 7.2$
$L=5, H=78$	<b><math>3.7 \pm 0.6</math></b>	$5.0 \pm 0.0$	$9.0 \pm 1.0$

### F.5. Comparison to AQM [30]

QuAnt can estimate 3D rotations with known point matches. However, AQM [30] would require 81 densely connected logical qubits, which is not supported by the current quantum-hardware generations. Hence, we cannot compare against AQM for this problem setting and instead

Table 12. Robustness to varying amounts of incorrect test-time correspondences in rotation estimation. We report the mean/median error for  $L=3, H=32$ . The first column specifies the percentage of incorrect correspondences at test time.

(a) Training without noise				
%	Ours	Procrustes	Diag	Pure
0	3.9 / 4.0	<b>0.0 / 0.0</b>	5.6 / 6.0	8.1 / 8.0
1	<b>3.4 / 3.0</b>	5.8 / 3.0	5.7 / 6.0	8.2 / 8.0
5	<b>3.4 / 3.0</b>	25.7 / 13.0	6.0 / 6.0	8.2 / 8.0
10	<b>3.2 / 3.0</b>	43.8 / 21.0	6.2 / 6.0	8.2 / 8.0
15	<b>3.5 / 3.0</b>	64.7 / 58.0	6.2 / 6.0	8.2 / 8.0
20	<b>3.7 / 3.0</b>	75.3 / 79.0	5.8 / 6.0	8.2 / 8.0
(b) Training with 10% incorrect correspondences				
%	Ours	Procrustes	Diag	Pure
0	4.4 / 4.0	<b>0.0 / 0.0</b>	4.6 / 5.0	8.1 / 8.0
1	<b>4.3 / 4.0</b>	5.8 / 3.0	5.1 / 5.0	8.3 / 8.0
5	<b>5.0 / 5.0</b>	25.7 / 13.0	5.1 / 5.0	8.2 / 8.0
10	<b>5.2 / 5.0</b>	43.8 / 21.0	5.2 / 5.0	8.2 / 8.0
15	5.2 / 5.0	64.7 / 58.0	<b>5.0 / 5.0</b>	8.2 / 8.0
20	5.6 / 6.0	75.3 / 79.0	<b>4.9 / 5.0</b>	8.2 / 8.0

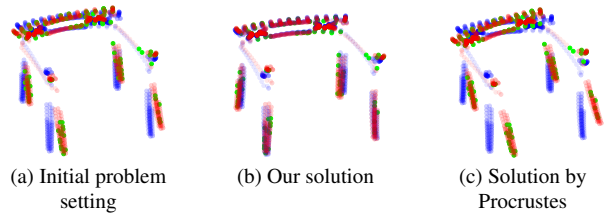


Figure 10. Comparison of initial input rotation, our solution and Procrustes alignment. The initial 3D point cloud is blue, and the rotated one is red, where the unknown correspondences are displayed in green. Here, 10% of the correspondences are unknown.

only compare to classical methods such as Procrustes.

Table 13. Comparison of QuAnt to general baselines on point set registration. We report the mean of the per-experiment *median* and std. deviation across experiments for three different random seeds.

	Ours	Diag	Pure
$L=3, H=32$	$4.8 \pm 0.6$	$6.8 \pm 0.2$	$5.8 \pm 0.9$
$L=3, H=78$	$3.7 \pm 0.3$	$5.1 \pm 0.4$	$4.8 \pm 0.3$
$L=5, H=32$	$4.6 \pm 0.1$	$7.1 \pm 1.0$	$7.1 \pm 1.6$
$L=5, H=78$	$3.4 \pm 0.1$	$4.9 \pm 0.0$	$7.9 \pm 2.7$

Table 14. Robustness to varying amounts of uniform noise. We report the mean/median error for  $L=3, H=32$ . The first column specifies the range of the added uniform noise, in %, of the maximum extent of the point cloud.

%	Ours	Diag	Pure	AQM
0	<b>7.4 / 4.2</b>	11.3 / 7.0	7.8 / 6.6	<b>4.3 / 2.6</b>
5	<b>6.7 / 3.8</b>	11.7 / 7.3	8.0 / 6.8	<b>4.5 / 2.9</b>
10	<b>7.2 / 4.5</b>	12.2 / 6.8	8.6 / 7.0	<b>5.6 / 3.8</b>
15	<b>8.2 / 4.9</b>	12.6 / 6.8	9.7 / 8.0	<b>5.6 / 3.8</b>
20	<b>11.0 / 6.0</b>	13.9 / 8.2	14.3 / 10.4	<b>5.9 / 3.3</b>

## G. 2D Point Set Registration

### G.1. Setting Details

We encode the point set registration instances similar to Golyanik *et al.* [30]. As the correspondences between the template and the reference in point set registration are not known, we use  $k$ -nearest neighbours to find possible correspondences. Our network is trained with three nearest neighbours per each template point.

### G.2. Variance

In Table 13, we report the mean median. Here, we outperform the baselines in all cases. In nearly all setups, we outperform the baselines, and only for one case, we are on par with the Pure baseline. Still, even in that case, QuAnt performs more consistently, as evidenced by its lower std. deviation. These experiments show that we consistently outperform the baselines and the performance is not dependent on the random seed.

### G.3. Noise

In addition to the experiments in the main paper that uses the largest architecture, we also test the noise resistance on the smallest network setup with  $L = 3, H = 32$ ; see Table 14. Here, while QuAnt is better than the baselines, we do not outperform AQM. However, *by construction, AQM is an upper bound for our method as the matrix introduced by Golyanik et al. [30] is the same as our input into the network, but it gets directly solved by the QA.*

### G.4. Failure Case

We continue our analysis with failure cases. Results in the main paper show that an increasing input angle leads to

a reduction in the accuracy of our regressed angle. This can be traced back to our problem-instance encoding as Golyanik *et al.* [30] mention that an increasing angle makes finding the correspondences more error-prone. Therefore, an imperfect input encoding makes it is also more likely for us to regress wrong angles.

Similar to most prior work on point set registration, nearly symmetric shapes can be difficult, as most points can be nearly perfectly aligned even with wrong rotations. Fig. 11 contains such a failure case. The initial angle of this problem instance,  $50.8^\circ$ , is relatively large for our setup, and the shape (which looks like the silhouette of a fish) is nearly rotationally symmetric. In cases like this, our method has difficulties regressing the correct rotation after a single QUBO sampling.

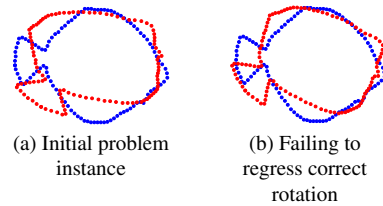


Figure 11. Example of a failure case in point set registration. We show the initial image (blue) as well as the rotated image (red).