

# Chasing supermassive black hole merging events with *Athena* and *LISA*

L. Piro<sup>1</sup>,<sup>★</sup> M. Colpi,<sup>2,3</sup><sup>★</sup> J. Aird<sup>4,5</sup> A. Mangiagli,<sup>6</sup> A. C. Fabian<sup>7</sup>, M. Guainazzi<sup>8</sup>, S. Marsat,<sup>6</sup> A. Sesana,<sup>2</sup> P. McNamara,<sup>8</sup> M. Bonetti<sup>9</sup>,<sup>2,3</sup> E. M. Rossi,<sup>9</sup> N. R. Tanvir<sup>10</sup>,<sup>5</sup> J. G. Baker,<sup>10</sup> G. Belanger,<sup>11</sup> T. Dal Canton,<sup>12</sup> O. Jennrich,<sup>8</sup> M. L. Katz<sup>13</sup> and N. Luetzgendorf<sup>8</sup>

<sup>1</sup>INAF, Istituto di Astrofisica e Planetologia Spaziali, via Fosso del Cavaliere 100, I-00133 Rome, Italy

<sup>2</sup>Department of Physics G. Occhialini, University of Milano - Bicocca, Milano 20126, Italy

<sup>3</sup>Istituto Nazionale di Fisica Nucleare (INFN), Milano - Bicocca, Milano 20126, Italy

<sup>4</sup>Institute for Astronomy, University of Edinburgh, Royal Observatory, Edinburgh EH9 3HJ, UK

<sup>5</sup>School of Physics and Astronomy, University of Leicester, University Road, Leicester LE1 7RJ, UK

<sup>6</sup>APC, AstroParticule et Cosmologie, Université Paris, CNRS, Astroparticule et Cosmologie, F-75013 Paris, France

<sup>7</sup>Institute of Astronomy, Madingley Road, Cambridge CB3 0HA, UK

<sup>8</sup>ESTEC/ESA, Keplerlaan 1, NL-2201 AZ Noordwijk, the Netherlands

<sup>9</sup>Leiden Observatory, Leiden University, PO Box 9513, NL-2300 RA Leiden, the Netherlands

<sup>10</sup>NASA Goddard Space Flight Center, Greenbelt, MD 20771, USA

<sup>11</sup>European Space Astronomy Centre - ESA/ESAC, Villanueva de la Cañada, Madrid 28692, Spain

<sup>12</sup>Université Paris-Saclay, CNRS/IN2P3, IJCLab, F-91405 Orsay, France

<sup>13</sup>Max-Planck-Institut für Gravitationsphysik, Albert-Einstein-Institut, Am Mühlenberg 1, D-14476 Potsdam-Golm, Germany

Accepted 2023 February 23. Received 2023 February 2; in original form 2022 November 24

## ABSTRACT

The European Space Agency is studying two large-class missions bound to operate in the decade of the 30s, and aiming at investigating the most energetic and violent phenomena in the Universe. *Athena* is poised to study the physical conditions of baryons locked in large-scale structures from the epoch of their formation, as well as to yield an accurate census of accreting supermassive black holes down to the epoch of reionization; *LISA* will extend the hunt for Gravitational Wave (GW) events to the hitherto unexplored mHz regime. We discuss in this paper the science that their concurrent operation could yield, and present possible *Athena* observational strategies. We focus on Supermassive ( $M \lesssim 10^7 M_{\odot}$ ) Black Hole Mergers (SMBHMs), potentially accessible to *Athena* up to  $z \sim 2$ . The simultaneous measurement of their electromagnetic (EM) and GW signals may enable unique experiments in the domains of astrophysics, fundamental physics, and cosmography, such as the magnetohydrodynamics of fluid flows in a rapidly variable space–time, the formation of coronae and jets in Active Galactic Nuclei, and the measurement of the speed of GW, among others. Key to achieve these breakthrough results will be the *LISA* capability of locating a SMBHM event with an error box comparable to, or better than the field-of-view of the *Athena* Wide Field Imager ( $\simeq 0.4 \text{ deg}^2$ ) and *Athena* capability to slew fast to detect the source during the inspiral phase and the post-merger phase. Together, the two observatories will open in principle the exciting possibility of truly concurrent EM and GW studies of the SMBHMs

**Key words:** accretion, accretion discs – black hole physics – gravitational waves – quasars: supermassive black holes – X-rays: general.

## 1 INTRODUCTION

The science cases of both *Athena* (Nandra et al. 2013) and *LISA* (Amaro-Seoane et al. 2017) are outstanding, leading to the missions being selected as the 2nd and 3rd Large class (flagship) missions of the ESA Cosmic Vision Programme. Both missions will observe the most energetic and extreme objects in the Universe, the supermassive black holes theorized to be powering the Active Galactic Nuclei (AGNs) and the loudest sources of low-frequency gravitational waves (GWs) when in binaries.

*LISA* will explore the 0.1 to 100 mHz GW frequency interval anticipated to be the richest in variety of sources (Amaro-Seoane et al.

2017). In particular *LISA* will detect the GW signal from merging supermassive black holes (SMBHs) of  $10^4 - 10^7 M_{\odot}$  detectable out to redshifts as large as  $z \sim 20$  (Colpi et al. 2019), the long-duration inspiral of stellar black holes around intermediate-mass and massive black holes (Babak et al. 2017; Amaro-Seoane 2020), the early inspiral of stellar black hole binaries (Sesana 2016) and the nearly monochromatic signal emitted by ultracompact binaries, mostly double white dwarfs, in the Milky Way and its galaxy-satellites, as individual sources and an unresolved foreground (Nelemans, Yungelson & Portegies Zwart 2001; Breivik, Mingarelli & Larson 2020; Korol et al. 2020; Amaro-Seoane et al. 2022).

*Athena* is an X-ray observatory equipped with a large area telescope and a suite of two instruments that provide unprecedented sensitivities for wide surveys (Wide Field Imager, WFI; Meidinger et al. 2019) and high-spectral resolution (X-ray Integral Field Unit,

\* E-mail: [luigi.piro@inaf.it](mailto:luigi.piro@inaf.it) (LP); [monica.colpi@unimib.it](mailto:monica.colpi@unimib.it) (MC)

X-IFU; Barret et al. 2018) studies. It aims at exploring the formation and evolution of the accretion-powered objects in the local to the high-redshift universe, and of the hot gas present in the largest cosmic structures.<sup>1</sup> A main goal of *Athena* is the study of AGN on a wide range of X-ray luminosities, from a few  $10^{41}$  to  $10^{47}$  erg s<sup>-1</sup> (Reines & Comastri 2016). The prospects of detecting the emission from central low luminosity AGN from nearby galaxies are of particular interest. These galaxies may host either intrinsically dim supermassive black holes above  $10^8 M_{\odot}$ , or intrinsically brighter (near-Eddington) lower-mass black holes with masses of  $10^4 M_{\odot} - 10^7 M_{\odot}$ , in the interval that *LISA* will probe. Our knowledge of the low-mass end of the black hole mass function is tentative at best (Gallo & Sesana 2019), despite pioneering investigations (Greene & Ho 2007) and recent major advances (Kormendy & Ho 2013; Reines et al. 2019; Baldassare et al. 2020; Greene, Strader & Ho 2020). *Athena* and *LISA* promise to contribute to shed light into a population, that of light supermassive black holes, largely unexplored.

*Athena* aims at reconstructing the accretion history of massive black holes, while *LISA* should reveal the yet unknown merger history of massive black holes in binaries, i.e. a new population predicted to form during the cosmological assembly of galaxies. The present science cases of *Athena* and *LISA* are thus complementary and individually outstanding, but as we will show here the *additional* science that the concurrent operation of the two missions can achieve may provide breakthroughs in scientific areas beyond what each individual mission is designed for. *Multimessenger* astronomy began with the discovery of the first binary neutron star coalescence on 2017 August 17. The GW event, named GW170817, was discovered by the Advanced LIGO and Virgo detectors (Abbott et al. 2017a), and a short gamma-ray burst named GRB 170817A was observed independently by *Fermi* and *INTEGRAL* with a time delay of  $\sim 1.7$  s (Abbott et al. 2017d). An extensive, worldwide observing campaign was then launched across the electromagnetic spectrum leading to the discovery of a bright optical transient in the nearby galaxy NGC4993, and X-ray and radio emission at the transient’s position  $\sim 9$  and  $\sim 16$  d, respectively, after the merger (Abbott et al. 2017c; Hallinan et al. 2017; Troja et al. 2017). This one source allowed astronomers to confirm the association of short GRBs to relativistic jets produced by NS mergers, that can be observed also off-axis from an earth’s observer (e.g. Ghirlanda et al. 2019; Ryan et al. 2020), and the production of post-merger neutron-rich ejecta (kilonovae) as sources of heavy *r*-process elements in the Universe (e.g. Metzger 2019). Furthermore, because of the large distance that GWs travelled from the source to the observer, the joint GW and EM observation of GW170817 led to the first empirical bound on the propagation speed of GWs, on the mass of the graviton (Abbott et al. 2019), and the first measurement of the Hubble constant using GWs as

<sup>1</sup>*Athena* reached almost the completion of Phase B1. In 2022, ESA communicated that its predicted cost-at-completion would significantly exceed the resources allocated in the framework of the ESA Science Program. *Athena* is therefore undergoing a design-to-cost exercise, aiming at a new mission design, consistent with the established cost cap while preserving as much as possible the original science goals and payload configuration. This paper assumes the nominal scientific performance of *Athena*, which still constitutes the starting point for the re-assessment of the science case. Our aim is to provide a landmark for future updates on *multimessenger* joint observations, and their connections with the *Hot and Energetic Universe* science, the key objective which led to the selection by ESA of *Athena* in 2014, and considered as science pillar for its second large mission. The consolidated science performance of *newAthena* will be known at the end of its Phase A, expected to be completed by 2024.

cosmic ladder (Abbott et al. 2017b). Extraordinary as they are, these results represent just the first leap towards our exploration of the GW universe. They further demonstrate the power of joint multimessenger observations.

Multimessenger astronomy which combines low-frequency GW observations by *LISA* with contemporary or follow-up X-ray observations of the same source by *Athena* may yield unique tests in the domains of astrophysics, physics, and cosmology. The possibility of performing these tests depends critically on *LISA*’s capability to localize the source with progressively increasing accuracy as the amplitude of the GW signal increases, observe as quickly as possible with *Athena* the *LISA* error box to search for the possible X-ray counterpart of the GW event. Various classes of sources can exploit the synergy between *Athena* and *LISA* (Piro et al. 2022). This paper focuses on the opportunities opened by *simultaneous* observations of SMBHMs with *Athena* and *LISA* as well as on the challenges associated to synergistic observations, with an updated assessment of the localization capabilities of *LISA*.

The paper is organized as follows: in Section 2 we describe the astrophysical motivations that justify the synergy between *Athena* and *LISA*. In Section 3 we present the expected event rates for the classes of astrophysical sources upon which the goals described in Section 2 can be reached. The paper continues focusing on the most promising family of sources, i.e. merging massive black holes. Section 4 surveys current theoretical models of the behaviour of matter in the time-variable space–time around SMBHMs. Section 5 describes the localization capabilities of the *LISA* observatory, which leads to the selection of targeted events for *Athena*. Section 7 explores the contribution that the X-ray survey produced by *eROSITA* (Merloni et al. 2012) may give to the identification of possible counterparts of GW sources with *Athena*, discusses possible synergies of *Athena* and *LISA* with IR-optical surveys with particular attention on the Rubin Observatory Legacy Survey of Space and Time (LSST hereon). Section 6 describes the *Athena* strategies for the identification of the EM counterpart of coalescing massive black holes during the pre- and post-merger phase with the WFI, and post-merger follow-up with the X-IFU. Section 8 describes pending uncertainties and discusses the known unknowns.

## 2 PHYSICAL DRIVERS OF GW-EM MULTIMESSENGER OBSERVATIONS

Joint GW and EM multimessenger observations can answer a number of open, yet unsolved questions related to the nature and origin of GWs, to the environment in which GWs are generated and their propagation properties. The additional science that *LISA* and *Athena* can do together touches upon three key domains:

- (i) Astrophysics
  - (a) Magnetohydrodynamics of fluid flows in violently changing space–time;
  - (b) Formation of an X-ray corona and jet launching around newly forming horizons;
  - (c) Accretion disc structure.
- (ii) Fundamental physics
  - (a) Testing general relativity as theory of gravity;
  - (b) Measuring the speed of GWs and dispersion properties.
- (iii) Cosmography
  - (a) Testing the expansion rate of the universe.

The synergy between *LISA* and *Athena* relies on a number of prospected GW sources. These are *supermassive black hole mergers* (SMBHMs) in gas-rich environments; *extreme or intermediate mass ratio inspirals* (EMRIs/IMRIs) where a stellar or an intermediate black hole is skinning the horizon of a large black hole surrounded by an AGN disc (Kocsis, Yunes & Loeb 2011; Barausse, Cardoso & Pani 2014; McKernan et al. 2014; Derdzinski et al. 2021; Suková et al. 2021); and *interacting double white dwarf systems* present in large numbers in the Milky Way Galaxy (Kremer et al. 2017; Breivik et al. 2018; Maoz, Hallakoun & Badenes 2018). The last systems provide information on the relative strength between GW and matter driven torques, and will be studied in a separate paper as these systems are persistent sources in the GW sky and thus can be targeted in different epochs by *Athena*. Synergies on *intermediate mass black hole mergers* have been studied in Saini, Bhat & Arun (2022).

In this work we focus on *supermassive black hole mergers*. In gas-rich galaxies, these sources will let us explore for the first time the interaction of matter in a highly dynamical space–time. The phase that precedes coalescence is characterized by a profoundly different space–time compared to the post-merger phase and the ability and strategy to detect GW and EM signals in tandem differs in these two phases. In the pre-merger phase, as the SMBHs spiral in, X-ray emission is expected to be modulated in time with characteristic frequencies correlating with the binary orbital motion and the fluid patterns rising in the circumbinary disc and cavity or gas cloud surrounding the two black holes (Farris et al. 2014; Bowen et al. 2017; Tang, MacFadyen & Haiman 2017; Bowen et al. 2018; d’Ascoli et al. 2018; Tang, Haiman & MacFadyen 2018; Cattorini et al. 2022; Gutiérrez et al. 2022). A periodic EM signal during the GW chirp would allow measurements of the speed of gravitational waves relative to the speed of light with fractional error as small as  $10^{-17}$  (Haiman 2017). In the post-merger phase *LISA* can localize the source down to fractions of a square degree, as we show in Section 5, so that X-ray monitoring of the sky area indicated by *LISA* has the potential to reveal the presence of a turn-on AGN and/or the luminous consequences of a shock-driven reassessment of the disc to a new space–time. Optical follow-ups would then allow us to identify the galaxy and infer the redshift of the source. As GW sources are ‘standard sirens’ in that their signal contains information on the source luminosity distance (Schutz 1986), it is possible to measure the expansion of the Universe with no need of a distance ladder using EM observations to secure the redshift. The counterpart makes the GW source a ‘bright standard candle’. The Hubble parameter can thus be inferred out to the redshift at which the EM counterpart can be detected and identified. For  $H_0$  the estimated error in its measure ranges from 8 per cent up to 20 per cent (Tamanini et al. 2016; Belgacem et al. 2019).

### 3 CANDIDATES FOR ATHENA–LISA SYNERGY

Discovering the EM counterparts of *LISA* sources will be ground-breaking per se. *Athena* likely offers the best opportunity to carry out a dedicated search of a counterpart in the EM domain. Two fundamental issues have to be folded in, to appreciate the problem at stake. This being an uncharted territory, any *prediction* about the EM emission, in particular in the X-rays, and about the rate of SMBHMs with a counterpart relies on theory only, with a rather uncertain and widespread range of predictions.

Providing that the counterpart is indeed a photon-emitter, and that it produces a flux above the instrumental threshold, the challenge is then to *identify* the counterpart in a field that will likely count

thousands of sources in the *LISA* error box. In this respect the X-ray band, the sensitivity, and the field of view catered for by *Athena* offer the best combination.

Assuming that the broad-band EM spectrum has an overall shape similar to that observed in SMBHs at the centre of active galaxies ( $\alpha_{\text{OX}} = 1.3$ ; Vasudevan et al. 2009) and a ratio between the radio and X-ray luminosity  $\nu L_{\nu}(5\text{GHz})/L(2-10\text{keV}) \lesssim 10^{-4.5}$  for radio quiet AGNs (Terashima & Wilson 2003; Panessa et al. 2007), one can relate the X-ray flux to the optical magnitude or radio flux and then compare the number of field sources expected in the three bands. For example, the X-ray sky at a flux of  $\approx 10^{-15}$  erg cm $^{-2}$  s $^{-1}$  in the 2–10 keV range is populated with about 3000 sources per deg $^2$  (Georgakakis et al. 2008), while at the corresponding magnitude  $m_V \approx 24.3$  and radio flux of  $\approx 3$   $\mu$ Jy there are about 30 (10) times more contaminating objects in the optical (radio) band (Smail et al. 1995; Vernstrom et al. 2016). A proper *characterization* of the source properties, in particular in the time domain, is thus necessary to pin down the candidate out of the many contaminating sources. In this section, we estimate the expected rates of SMBH mergers detectable by *LISA* and that can enable *quasi-simultaneous or time-critical observation* with *Athena*.

*LISA* is expected to detect the GW signal from SMBHMs with total mass  $\approx 10^{4-7} M_{\odot}$  (Amaro-Seoane et al. 2017). Those in the mass interval between a few  $10^5 M_{\odot}$  and a few  $10^6 M_{\odot}$  can be detected out to redshift  $z \sim 15$ . The detection rate is highly uncertain, in the range  $\approx 10$ –300 in 4 yr and over the whole redshift range (Sesana et al. 2011; Bonetti et al. 2019; Dayal et al. 2019; Barausse et al. 2020). The mass-redshift distribution is also subjected to large uncertainties, and based on modelling, detections will be dominated in number by lower mass systems at redshift  $z > 5$ , with low signal-to-noise ratio ( $S/N$ ). None the less, up to several detections of merging black holes with masses  $\geq 3 \times 10^5 M_{\odot}$  at  $z < 2$  are expected per year. These events deliver the highest  $S/N$  in GW, with an error box potentially small enough to be observed by *Athena*. The GW signal increases with time, from the inspiral phase to the merger, thus the best localization is derived in the post-merger phase, with best case localization down to arcminutes as shown in Section 5.

In this context, we define a *gold* binary as a system such that its localization error derived *after* the merger is smaller than the WFI field of view ( $0.4 \text{ deg}^2$ ). These binaries constitute a sample and our preliminary studies indicate that such sample comprises systems with masses within  $3 \times 10^5 M_{\odot}$  and  $10^7 M_{\odot}$  up to  $z \approx 2$  (see Section 5) and allows *Athena* to search for X-ray emission produced in the post-merger phase.

For the highest  $S/N$  and closer events, the source can be localized during the inspiral phase. This would allow *Athena* to point *before* the merging takes place. We define a *platinum* binary as a system such that its localization error, determined at least 5 h before coalescence, is smaller than the *Athena* WFI field of view. The timing is consistent with the *Athena* capability of carrying out a target of opportunity (TOO) in 4 h. The *platinum* sample comprises a fraction of binary mergers with mass within  $3 - 10 \times 10^5 M_{\odot}$  below  $z \approx 0.5$ , and thus are likely to be rare. For the *platinum* binaries inspiral and coalescence could be observed with *Athena*, including the intriguing perspective to observe in X-rays the merging event in the act. Notice that *platinum* binaries are a subset of the *gold* ones. For the best  $S/N$  ratio events and sources best oriented in the sky (see Section 6), a follow-up strategy can be devised whereby *Athena* starts observing few days before the final binary coalescence. At this time the localization error of a *platinum* binary is  $\approx 10 \text{ deg}^2$ , an area that can be effectively covered by tiling WFI observations in about 3 d.

Models predict a very wide range of X-ray luminosity, from none to vigorous, with the major question being to which extent gas around the black hole(s) exists and accretes. Assuming that this happens at about the Eddington luminosity, sources will be easily detected by *Athena* up to  $z \approx 2$  (cf. Section 6 and Section 8).

## 4 MAPPING MATTER IN THE SPACE–TIME OF MERGING MASSIVE BINARY BLACK HOLES

### 4.1 Gas dynamics around inspiraling and coalescing binary black holes

The EM emission properties from supermassive black hole coalescences are unknown. No transient broad-band AGN like emission that could be attributed to the coalescence of a *LISA* binary has been observed in the variable sky yet, at any wavelength. Thus, we have to resort on theoretical models to infer characteristics of their light curves and spectra during the inspiral and merging phase.

Joint, contemporary observations of the GW and EM signals require the presence of a rich reservoir of gas present during the GW-driven inspiral phase, possibly in the form of a *circumbinary disc* surrounding the binary and of *mini discs*, which feed the individual black holes (e.g. Gold et al. 2014; Bowen et al. 2018; Khan et al. 2018; Tang et al. 2018).

Circumbinary discs have been extensively studied in hydrodynamical simulations when the binary is far from coalescence to explore its gas-assisted secular orbital evolution (e.g. Cuadra et al. 2009; Haiman, Kocsis & Menou 2009; Lodato et al. 2009; Roedig et al. 2012; Farris et al. 2014; Tang et al. 2017, 2018; Moody, Shi & Stone 2019; Muñoz, Miranda & Lai 2019; Duffell et al. 2020; Tiede et al. 2020). At present, there is consensus that the binary carves a cavity in the gas but that accretion is never suppressed. But, a remarkable finding is that this type of environment appears to be present even in the relativistic regime when the binary dynamics is GW-driven and the circumbinary disc decouples, the viscous time being longer than the GW-induced inspiral time-scale. 3D general relativity magnetohydrodynamic simulations show that accretion continues all the way to the merger (Gold et al. 2014; Farris et al. 2015; Khan et al. 2018). The system evolves into a non-axisymmetric configuration with the cavity becoming highly lopsided and filled of tenuous, shocked plasma, in part ejected against the disc wall where it loses angular momentum to feed the black holes. This leads eventually to the formation of two narrow streams which periodically convey mass onto the black holes in the form of ‘mini discs’ extending down to the innermost stable circular orbit (e.g. Bowen et al. 2018, 2019). Bowen et al. (2018) found that an  $m = 1$  mode overdensity, a ‘lump’, forms at the inner edge of the circumbinary disc so that whenever each stream supplying the mini disc comes into phase with the lump this creates a modulation in the accretion flow at the beat frequency between the binary frequency and the lump’s mean orbital frequency (Bowen et al. 2019).

In summary, spiral waves and asymmetries create periodicities in the accretion rates that uniquely mark massive binary black holes in the relativistic regime. Since decoupling may occur just when the two black holes enter the *LISA* band around  $\sim 10^{-4}$  Hz, at a distance of  $\sim 80$  gravitational radii, the occurrence of periodic gas flows could be revealed combining GW-EM observations. Periodicities appear to be a generic feature of these systems and may result in distinctive radiation features that could be detected by *Athena* in those nearby binaries (the *platinum binaries*) for which sky localization allows for the detection of precursor emission during the final hundred to tens of cycles prior to coalescence.

Concerning gas-dynamics during the merger and post-merger phase, simulations of magnetized circumbinary discs onto non-spinning black hole binaries (Khan et al. 2018) have shown that collimated and magnetically dominated outflows emerge from the disc funnel independently of the size, extension, and mass of the disc model. Incipient jets form and persist through the very late inspiral, merger, and post-merger phases. During merger proper the magnetization in the funnel grows, and after merger the jet around the new black hole becomes magnetically powered. The region above and below the new black hole is nearly force-free, a prerequisite for the Blandford-Znajek (BZ) mechanism to be at work. Quite interestingly, after a few days from the merger, the EM luminosity reaches values comparable to the Eddington luminosity, enabling follow-up EM observations, after the GW source has been localized with the highest accuracy. We finally note that the emergence of jets is also seen in simulations of both non-spinning and spinning binary black holes inspiraling and merging in hot magnetized clouds (Giacomazzo et al. 2012; Kelly et al. 2017; Cattorini et al. 2021, 2022) which might represent the environment of a dry merger between gas poor galaxies.

### 4.2 Light curves and spectra from coalescing binary black holes

There is no general consensus on the electromagnetic spectrum emerging from a coalescing black hole binary (Roedig, Krolik & Miller 2014; d’Ascoli et al. 2018; Tang et al. 2018), nor on the amplitude of the modulation of the accretion luminosity which tracks variability in the accretion rate, and on whether the luminosity is declining or rising in the approach to the merger (Paschalidis et al. 2021; Cattorini et al. 2022; Combi et al. 2022). The broad-band emission is an uncharted territory, and the field is in its infancy (Bogdanović, Miller & Blecha 2022).

#### 4.2.1 Precursor emission

The *precursor emission*, days to hours prior to coalescence, is expected to come from the circumbinary disc, the mini discs around each black hole, and the cavity wall filled of hot gas and accretion streams, each contributing at different wavelengths to a different extent. When the accretion rate makes the flow optically thick, soft (2 keV) X-ray radiation is dominated by the inner edge of the circumbinary disc and hard radiation (10 keV) by the gas in/near the mini discs (Gutiérrez et al. 2022). Doppler modulation of the light curve in tandem with the GW chirp could rise in presence of the ‘light bulb’ associated to a mini disc around the secondary black hole (Haiman 2017), but this modulation could be erased by the non-stationarity of the inflows, driven by pressure gradients at least as much as by internal stresses. Close to merger the mini disc get thinner as the tidal truncation radius shrinks reducing the Hill sphere to the size of the hole’s innermost stable circular orbit (Paschalidis et al. 2021). During the GW chirp, the dimming of the light curve, that could be a distinctive signature of the last few orbits of a SMBHM makes the cross-correlation between the EM and GW signal difficult to be extracted.

Outside thermalized regions and in case of low accretion rate, inverse Compton scattering for coronal emission around the mini discs produces hard X-ray emission (d’Ascoli et al. 2018). Additional X-ray variability may arise from refilling/depletion episodes caused by periodic passage of the black holes near the overdensity feature at the edge of the circumbinary disc. Also Doppler beaming (Haiman 2017) and gravitational lensing (D’Orazio & Di Stefano 2018) can

modulate the observed light flux seen by near-plane observers. The emission is in general highly anisotropic, especially when the binary is seen edge-on, and thus with the lowest GW amplitude.

Finally, EM emission nearly coincident with the merger involves the gas present within the orbit at the onset of the GW-driven inspiral. In this phase, the orbital evolution may become much faster than the viscous evolution within the mini-discs: gas is pushed onto the primary at a rate much faster than the accretion rate that would be provided by the viscous torque, possibly resulting in a super-Eddington flare at merger (e.g. Armitage & Natarajan 2002; Lodato et al. 2009; Chang et al. 2010). In fact, the peak luminosity of this transient emission is highly dependent on the (uncertain) amount of mass present in the mini-discs (Tazzari & Lodato 2015). Such an energetic transient may be expected to produce copious X-ray emission, however a thorough investigation of its spectral features – as far as we know – has not yet been accomplished.

#### 4.2.2 Post-merger emission

The post-merger EM emission may be the more easily discovered by *Athena*, because of the smaller *LISA* localization error. It might arise – in particular in the X-ray band – from a newly launched jet and/or from dissipation of energy within the former circumbinary disc ultimately originated by changes in the space–time and/or by resumed accretion around the newly formed massive black hole. These counterparts may be visible on relative long (and uncertain) time-scales where the most ‘prompt’ signal comes from the jet after days to months, while a disc brightening – often called ‘afterglow’ – would take years. In the following, we briefly review these scenarios.

Spinning black holes are powerful engines of jets (Blandford & Znajek 1977), therefore it may be possible that a jet follows the birth of the massive black hole resulting from the coalescence. Yuan et al. (2021) recently investigated the broad-band non-thermal emission produced by the jet while propagating through a wind originated pre-merger from the circumbinary and mini-discs. They found that radiation from radio to gamma-rays rises after a time from merger between (0.003–1) yr, for  $10^6 M_{\odot}$  black holes, time primarily determined by the scale height of the circumbinary disc, and the viscosity parameter. For a moderate accretion rate, emission persists at detectable levels for months after the jet launch.

GWs carry away energy by an amount equal to  $\sim 5 - 10$  per cent of the reduced mass-energy of the binary, corresponding to  $\lesssim 10^{59}$  erg, for a  $10^6 M_{\odot}$  equal mass binary. This mass-loss weakens the underlying gravitational potential. Additionally, GWs carry away net linear momentum which leads to *gravitational recoil* of the new black hole (Peres 1962; Lousto et al. 2010). This kick velocity is acquired near the time of formation of the common horizon of the merging black holes, and emerges when the two black holes carry either unequal masses, unequal spins, or a combination of the two. The recoil velocity can range between less than  $100 \text{ km s}^{-1}$  up to a few thousands  $\text{km s}^{-1}$  (Baker et al. 2008). Both phenomena highly perturb the former circumbinary disc that through shocks strives to recover an equilibrium configuration by dissipating and radiating the energy in excess. However, they cause very different energy dissipation rates, with that from the disc response to mass-loss (investigated for e.g. by Bode & Phinney 2007; Megevand et al. 2009; O’Neill et al. 2009; Corrales, Haiman & MacFadyen 2010; Rossi et al. 2010; Rosotti, Lodato & Price 2012) being lower by a few orders of magnitude (Rossi et al. 2010). The prospects of a EM post-merger transient from a recoiling massive black hole are instead more favourable. The complex dynamics within the surrounding disc have been studied by a

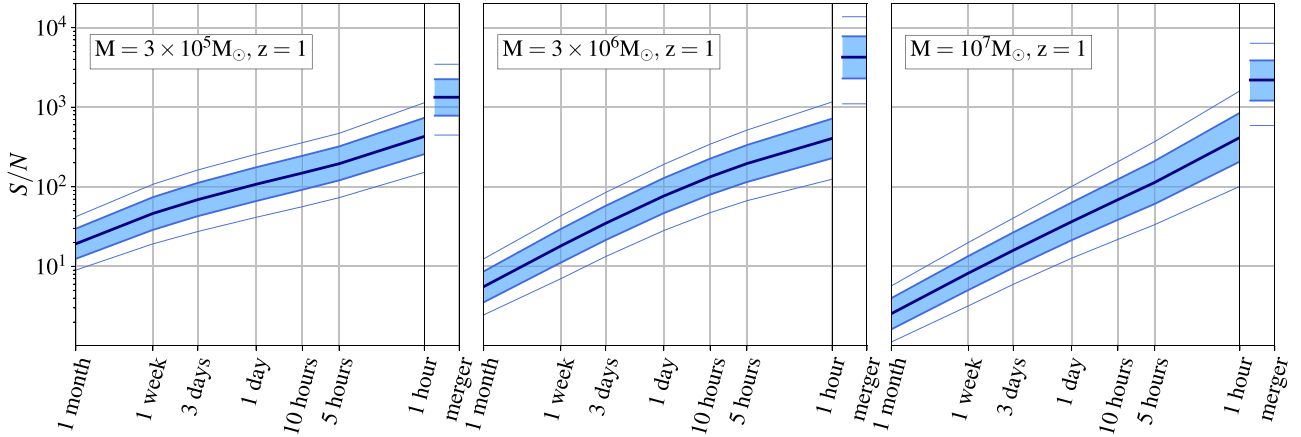
number of authors with a broad range of methods (e.g. Lippai, Frei & Haiman 2008; Schnittman & Krolik 2008; Shields & Bonning 2008; Megevand et al. 2009; Zanotti et al. 2010). The light-curve time-scale, peak luminosity, and overall shape depends on the black hole mass, extent, and direction of the recoil and on the disc properties (see e.g. fig. 22 in Rossi et al. 2010). For a  $10^6 M_{\odot}$  black hole surrounded by a disc  $\sim 1000$  times lighter that receives a nearly in-plane kick of  $\approx 1000 \text{ km s}^{-1}$ , there may be an EM transient rising a year after the merger proper, that reaches a fraction of the Eddington luminosity. However, dedicated calculations of the spectrum of the emission are still missing. We may however anticipate that the spectral shape is highly dependent on where shocks deposit energy through the vertical extent of the disc, with higher energy emission being favoured if energy deposition occurs in the more tenuous layers of the disc atmosphere.

Finally, after the merger, the circumbinary disc may also release accretion energy. Semi-analytical works, based on the assumption that the merger would happen in an evacuated cavity devoid of accreting gas, investigated what happens when the former circumbinary disc is no longer held back by the binary’s torque and it viscously spreads inwards towards the newly formed massive black hole. An associated rebrightening in X-rays is then expected with a luminosity that may be super-Eddington: this is sometimes called ‘accretion afterglow’. The time-scale for the bulk of the gas to reach the central remnant is several years for a  $10^6 M_{\odot}$  black hole, but earlier detection just after the merger might be possible (e.g. Milosavljević & Phinney 2005; Tanaka & Menou 2010). We remark however that this scenario should be revisited in light of the current understanding that accretion onto the black hole binary is not suppressed in the last gravitational wave dominated stage of the inspiral: in fact, it persists – producing X-ray emission – all the way to merger (e.g. Tang et al. 2018). It is therefore currently unclear if a post-merger detectable ‘rebrightening’ actually occurs and on what (probably shorter) time-scale, when considering this configuration where substantial gas lingers close to the newly formed black hole.

## 5 MASSIVE BLACK HOLE COALESCENCES: LISA SKY LOCALIZATION

*LISA* is an all sky monitor sensitive to sources at most points on the sky. To build localization information, *LISA* can exploit two effects. The first is the relatively long duration of the GW signals: black hole coalescences are observable weeks/days prior to merger, depending on the total mass, mass ratio, orientation of the orbital plane relative to the line of sight and luminosity distance of the binary, so that *LISA*’s orbital motion leaves an imprint on the signal that depends on the position of the source. The second effect intervenes at merger, when the signal reaches high frequencies: the instrumental response becomes frequency-dependent in a way that informs us about the signal’s location (Marsat, Baker & Dal Canton 2021). Prerequisite to achieve best localization is knowledge of the waveform, which contains information on both the intrinsic and extrinsic parameters of the source, whose estimate is degenerate. Including higher order modes (HM) associated to the presence of higher order multipoles in the binary mass distribution has proven to be key in localizing the source (Baibhav, Berti & Cardoso 2020; Marsat et al. 2021; Pratten et al. 2022).

In this section, we focus on a family of binaries and compute the sky localization error as a function of the time to merger to infer the fraction of those sources behaving as *gold* and *platinum* binaries. Later we consider single-event *gold* and *platinum* binaries to discuss



**Figure 1.** Signal-to-noise ratio ( $S/N$ ) versus time to merger for spinning non-precessing massive black hole binaries with total mass equal to  $3 \times 10^5 M_{\odot}$  (left-hand panel),  $3 \times 10^6 M_{\odot}$  (central panel),  $10^7 M_{\odot}$  (right-hand panel). The sources are located at  $z = 1$ . The binary mass ratio is extracted random between  $[0.1-1]$ , the spin between  $[0-1]$ , and polarization, inclination, and sky position angles are extracted randomly from a sphere. The shaded areas are the 68 per cent and 95 per cent confidence interval, computed over  $10^4$  systems and the dark solid line is the median value.

sky-multimodality. We then summarize our results on the localization of the sources at merger and their detectability with *Athena*.

In the process of writing this work, we found larger uncertainties in the sky localization with respect to previous works (in particular with respect to Mangiagli et al. (2020) and Piro et al. (2022)). Specifically, we found that the sky localization uncertainties for the same system and at the same time before merger might be up to one order of magnitude larger than in the previous results. The disagreement between the two approaches resides in:

(i) The previous works adopted an inspiral-only waveform for precessing binaries, while in this study we adopt the spin-aligned model for the inspiral, merger, and ringdown phases PhenomHM (London et al. 2018). Precession is indeed expected to help breaking degeneracies in the binary parameters, leading to sky-localization uncertainties smaller by a factor  $\sim 2-5$  (Vecchio 2004; Lang & Hughes 2006). However, from comparisons with previous codes in the spin-aligned case, we found that spin precession alone cannot account for the difference in the results;

(ii) The choice of the reference frame systems where the time cut is applied: it appears<sup>2</sup> that in the previous studies the time cut was applied incorrectly in time-of-arrival at the solar systems barycentre, while in this analysis we perform the cut in the time-of-arrival at *LISA*. As the transformation between the two times depends on the sky position of the source, an incorrect time cut can introduce spurious correlations between the signal termination and the sky position, leading to an artificially optimistic localization.

The second point especially means that our new code is a better representation of what would happen in reality. Therefore we consider the results in this paper more reliable, albeit more conservative since we are ignoring precession. A more detailed analysis of these differences is left for future investigations.

### 5.1 *LISA* sky localization ‘on the fly’

In this section, we show results on the *LISA* localization capabilities ‘on the fly’, i.e. the sky uncertainty  $\Delta\Omega$  versus ‘time to merger’,

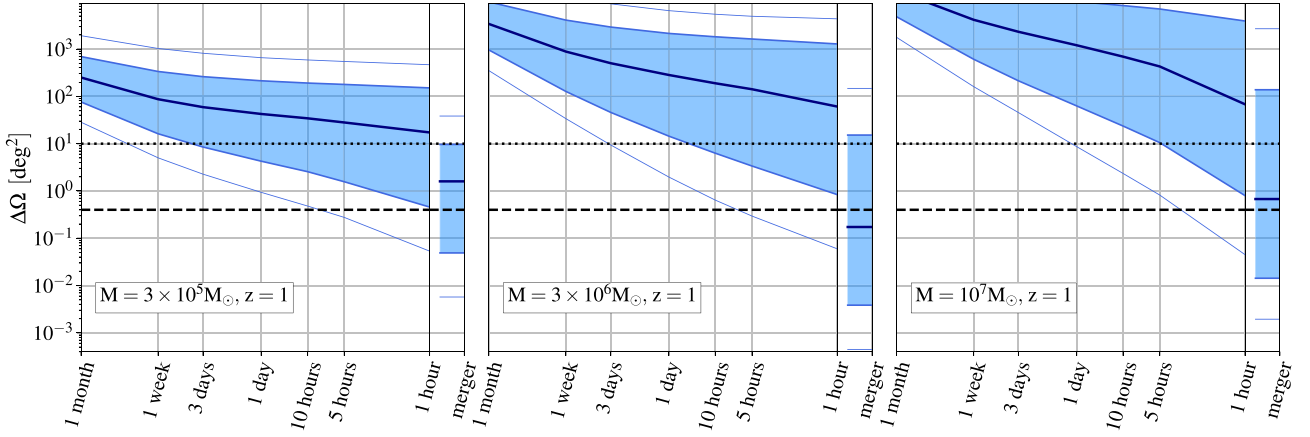
<sup>2</sup>We could not elucidate this issue entirely, and could only obtain indirect evidence for the origin of the difference.

using *LISA* current design (LISA Science Study Team 2018; Robson, Cornish & Liu 2019). To model the GW signal, we adopt the PhenomHM waveforms for spinning, non-precessing binaries in the inspiral, merger, and ringdown phases, which includes the contribution from higher harmonics (London et al. 2018; Katz et al. 2020; Marsat et al. 2021).

We focus on three representative black hole binary systems with total mass  $3 \times 10^5 M_{\odot}$  (light),  $3 \times 10^6 M_{\odot}$  (intermediate), and  $10^7 M_{\odot}$  (heavy), respectively. We construct a sample varying the binary mass ratios ( $q \leq 1$ ) and spins (aligned with the orbital angular momentum) extracted from uniform distributions between  $[0.1, 1]$ , and  $[0, 1]$  respectively. Polarization, inclination of the angular momentum relative to the line of sight, and sky position angles are uniformly distributed over a sphere. Binaries are located at relatively near redshifts  $z = 0.3$  and  $1$ , as a previous investigation by Mangiagli et al. (2020) showed that the uncertainties in the sky localization ‘on the fly’ increase significantly for the sources at larger redshifts. A Fisher matrix analysis is used, tested on parameter estimations based on the Bayesian analysis of a large sample of binaries (Marsat et al., in preparation). Some limitation of the Fisher-matrix based localization is discussed in the next section.

In Fig. 1 we show the signal-to-noise ratio  $S/N$  as a function of the time-to-merger for the systems located at  $z = 1$ . Light and intermediate binaries live longer in the *LISA* band and accumulate a median  $S/N \simeq 10$  already weeks before coalescence, compared to heavy systems, which accumulate the same  $S/N$  a week or few days before merging. All these binaries are extremely loud sources at merger with median  $S/N$  in the thousands. We further notice that the dispersion around the median value of both the  $S/N$  and  $\Delta\Omega$  are widely spread, as we sampled binaries with varying mass ratios, spins, inclinations, and sky positions (Mangiagli et al. 2020).

In Fig. 2 we show the sky localization error,  $\Delta\Omega$ , for the same binaries at  $z = 1$ , as a function of the time to merger. None of these sources can be detected by *Athena* during their inspiral phase. Only less than 50 per cent of these sources enter the LSST field of view, days or hours depending on their mass. By contrast, at the time of merger about 50 per cent of the sources exhibit a localization accuracy consistent with the field of view of the *Athena* WFI. It is clear that the best targets are binaries with total mass in the source frame of  $\approx 10^6 M_{\odot}$ . It is remarkable to note that in contrast to the trend of the  $S/N$ , the spread around the mean for  $\Delta\Omega$  is significant, as



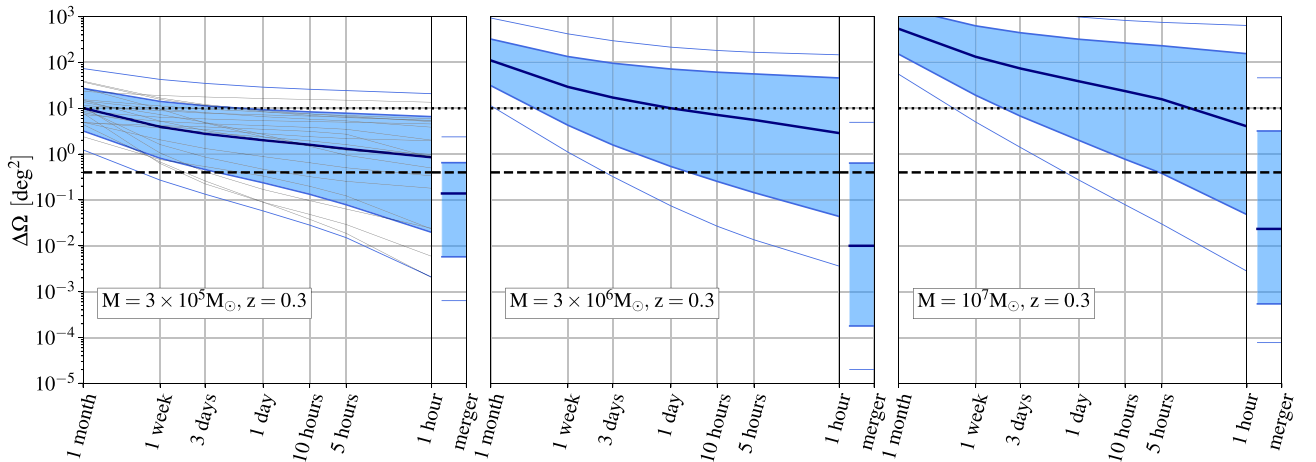
**Figure 2.** Sky localization error  $\Delta\Omega$  ( $\text{deg}^2$ ) versus time to merger for spinning non-precessing binaries as in Fig. 1, with total mass equal to  $3 \times 10^5 M_\odot$  (left-hand panel),  $3 \times 10^6 M_\odot$  (central panel),  $10^7 M_\odot$  (right-hand panel). The sources are located at  $z = 1$ . The shaded areas are the 68 per cent and 95 per cent confidence interval computed over  $10^4$  systems and the dark solid line is the median value. The horizontal dashed line denotes the field of view ( $\sim 0.4 \text{ deg}^2$ ) of the WFI onboard *Athena*. The  $10 \text{ deg}^2$  wider field of view of LSST is denoted with dotted line.

**Table 1.** Total mass and mass-ratio relative median accuracy at merger for the three simulated systems located at  $z = 1$ .

	$M = 3 \times 10^5 M_\odot$	$M = 3 \times 10^6 M_\odot$	$M = 10^7 M_\odot$
$\Delta M/M$	$3.9 \times 10^{-4}$	$10^{-4}$	$2.6 \times 10^{-4}$
$\Delta q/q$	$4.9 \times 10^{-3}$	$6.6 \times 10^{-4}$	$1.6 \times 10^{-3}$

already found in Mangiagli et al. (2020). At the time of merger, sky localization becomes very sensitive to the inclination, polarization angles, and actual position of the source in the sky. In Table 1 we report the accuracy to which the total mass and mass ratio are measured at mergers for the three simulated systems. Given their extreme loudness these parameters are estimated with a very high accuracy and can provide precious information if an EM counterpart is observed.

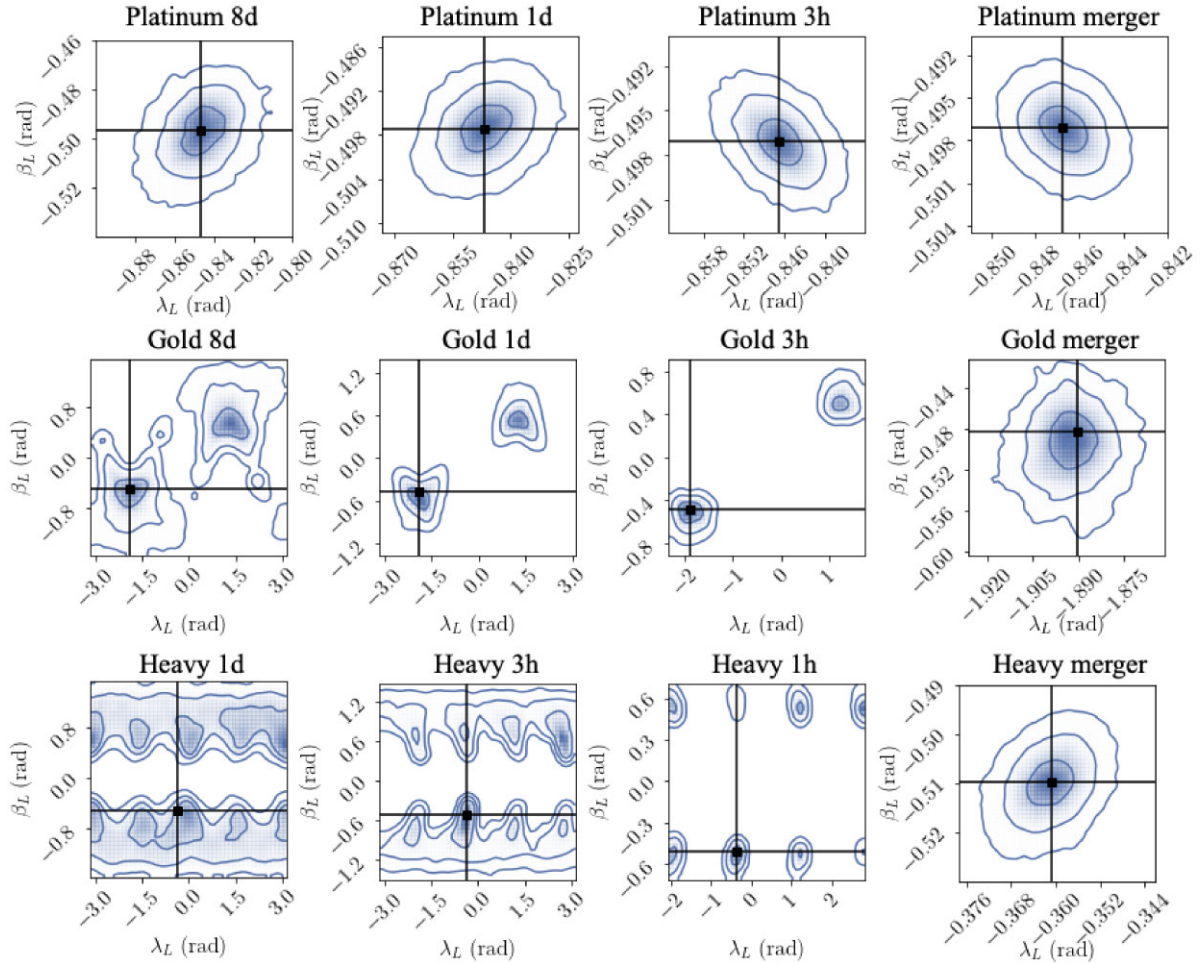
Fig. 3 shows the ‘on the fly’ sky localization uncertainty for sources at  $z = 0.3$  for the same mass ranges as in Fig. 2. The



**Figure 3.** Sky localization uncertainty  $\Delta\Omega$  ( $\text{deg}^2$ ) for binaries with total mass in the source frame of  $3 \times 10^5 M_\odot$  (left-hand panel),  $3 \times 10^6 M_\odot$  (centre panel),  $10^7 M_\odot$  (right-hand panel). The sources are located at  $z = 0.3$ . Mass ratio, spin moduli, and source angles are as in Fig. 2. The dark red line is the median and the coloured areas are as in Fig. 2. The horizontal dashed (dotted) line indicates the *Athena*/WFI (LSST) field of view. The grey lines in left-hand panel represent a representative sample of the trajectories of mergers for different values of the parameters.

figure includes binaries with parameters as in Fig. 2. Within this set there are *platinum binaries* for which the *LISA* error box during the inspiraling phase becomes sufficiently small for a follow-up strategy with *Athena* to be conceivable. These sources enter the LSST field of view a month before coalescence but less than 50 per cent of these enter the *Athena* field of view 10 h before merger. There are rare cases, for which the number of cycles left before coalescence is around 30, when in the *Athena* WFI field of view. This is sufficient for identification of a modulation in the X-ray light curve during the GW chirp (Dal Canton et al. 2019).

As shown in Marsat et al. (2020) frequency-dependent effects in the *LISA* response at high frequencies and higher harmonics beyond the quadrupole in the GW signal improve localization. Both are important close to merger and in the post-merger phase. Specifically, higher harmonics break the degeneracy between the inclination angle  $i$  and the luminosity distance, and the phase-polarization degeneracy. High-frequency effects in the *LISA* response function allow discrimination between degenerate sky positions, in particular



**Figure 4.** Sky–multimodality: Posterior distribution for the latitude  $\beta_L$  and longitude  $\lambda_L$  (angles in the LISA-frame) for the *platinum show-case binary* (top panel) and two *gold* binaries (middle and bottom panels) with masses  $3 \times 10^6 M_\odot$  and  $3 \times 10^7 M_\odot$ , mass ratio  $q = 1/3$ , placed at  $z = 1$ . Posteriors are computed day(s) and hours prior to coalescence, and at merger, as indicated by the labels. Only the *platinum* binary shows no multimodality during the inspiral phase. The solid blue lines correspond to  $1\sigma$ ,  $2\sigma$ , and  $3\sigma$  contours.

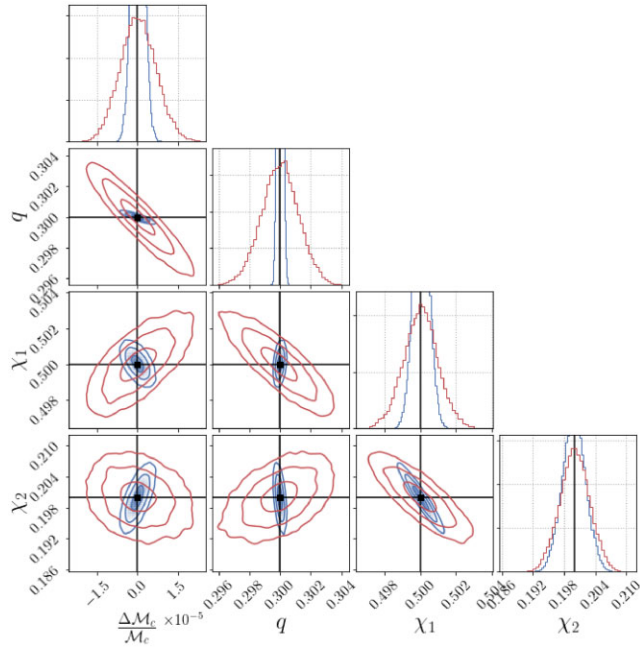
between the antipodal and the true sky position (see the next section). Notice further that for low masses, at low frequencies, most of the information about localization comes from the motion. At merger, high-frequency effects take over and become the dominant source of localization information. More massive systems have a short-duration signal, and not much information comes from the motion of the detector. Their merger also reaches lower frequencies, so the high-frequency effect is also suppressed and the localization is poorer.

## 5.2 Sky map of single-event *Gold* and *Platinum* binaries with *LISA*

In this subsection we focus on the sky localization error for three single-event binaries, again using the PhenomHM waveforms which includes higher harmonics during inspiral, merger, and ringdown (London et al. 2018; Marsat et al. 2020). The systems we consider here are a *platinum* binary with total mass in the source frame of  $3 \times 10^5 M_\odot$  at  $z = 0.3$ , and two *gold* binaries of mass  $3 \times 10^6 M_\odot$  at redshift  $z = 1$ , and a heavy binary of  $3 \times 10^7 M_\odot$  at redshift  $z = 1$ . We take a mass ratio  $q = 0.3$  and spins aligned with the orbital angular momentum, with magnitude  $\chi_1 = 0.5$ ,  $\chi_2 = 0.2$  for all three

systems. An additional challenge for a secure sky-localization can be represented by the sky-multimodality, that a Fisher matrix analysis cannot capture. The duration of the signal in the *LISA* band, and therefore the mass of the system, are crucial for the occurrence of these multimodalities that can survive post-merger for some systems (Marsat et al. 2020). To explore this, we picked example orientations for our three systems and performed a simulated Bayesian parameter estimation at different times before the coalescence. Contour plots for the resulting sky posterior distributions are shown in Fig. 4, in terms of the latitude  $\beta_L$  and longitude  $\lambda_L$  measured in the frame of *LISA*, for various time cuts prior to merger. For the *gold* binary with *intermediate* mass, we can observe that the pre-merger localization shows two well separated maxima corresponding to the source true position and its antipodal point. This is because the antipodal sky position is degenerate for the effect of the *LISA* motion (Marsat et al. 2020). The posterior shrinks as time passes, but the bi-modality remains clearly distinct until coalescence, when the degeneracy is finally removed. The analysis of the *platinum* binary (top panels of Fig. 4) gives a unimodal pattern during both inspiral and merger, as early as 8 d prior to coalescence. This different behaviour is determined by the longer time spent in the *LISA* band between the detection threshold and the coalescence for this lower mass





**Figure 5.** Bayesian posterior distribution of intrinsic parameters (chirp mass  $\mathcal{M}_c$ , mass ratio  $q$ , and aligned spin components  $\chi_1$ ,  $\chi_2$ ) for an example *platinum binary*. The red corresponds to an analysis 3 h prior to merger, and the blue to a post-merger analysis. The vertical/horizontal lines indicate the values of the injection parameters. Contours refer to uncertainties within 1-2-3  $\sigma$ .

system. The *heavy* system (bottom panels), by contrast, has a very poor localization until 3 h prior to coalescence. At one hour, the pattern reduces to a characteristic 8-modes pattern (Marsat et al. 2020), and the merger finally eliminates all secondary modes. In all three examples, we note that the post-merger localization on the sky following coalescence does not leave ambiguities in its position on the sky<sup>3</sup> so *Athena* can point at the source precisely including, for the *platinum* binary, the inspiral phase as well.

Lastly, in Fig. 5 we show the Bayesian posterior distribution of the intrinsic parameters, i.e. the chirp mass (defined as  $\mathcal{M}_c = \mu^{3/5} M^{2/5}$  with  $\mu$  the reduced mass of the binary), mass ratio and spins, for the *platinum* binary, 3 h before merger and after merger. Although our analysis is restricted to aligned spins, we see that these aligned components are both determined to a few per cent accuracy.

## 6 AN ATHENA OBSERVATIONAL STRATEGY OF SMBH MERGING EVENTS

### 6.1 Fluxes of X-ray counterparts and *Athena* sensitivity limits

The above analysis has shown that SMBH binary coalescences can be localized within the *Athena* error box preferentially at merger. How likely is it that an X-ray source associated to a SMBHM event is sufficiently bright to be detectable by *Athena*? In Table 2 and Table 3 we give the expected fluxes of an AGN hosting a SMBH of mass  $M$  (outcome of a merger) and emitting at the Eddington limit, assuming an X-ray to bolometric luminosity ratio of 30 and the typical spectral

**Table 2.** 0.5–2 keV fluxes (in  $\text{erg cm}^{-2} \text{s}^{-1}$ ) and exposure times (in brackets) to detect at  $5\sigma$  a X-ray unobscured AGN at the Eddington limit with the current configuration of the *Athena* mirror + WFI (at 90 per cent completeness over the full 0.4 deg<sup>2</sup> field-of-view).

	$M = 10^5 M_\odot$	$M = 10^6 M_\odot$	$M = 10^7 M_\odot$
$z = 1$	$5.3 \times 10^{-17}$ (250 ks)	$5.3 \times 10^{-16}$ (7 ks)	$5.3 \times 10^{-15}$ (<1 ks)
$z = 2$	$1.1 \times 10^{-17}$ ( $\gtrsim 1$ Ms)	$1.1 \times 10^{-16}$ (70 ks)	$1.1 \times 10^{-15}$ (3 ks)

**Table 3.** As Table 2 but giving 2–10 keV fluxes for an AGN obscured by a column density  $N_{\text{H}} = 10^{23} \text{ cm}^{-2}$ .

	$M = 10^5 M_\odot$	$M = 10^6 M_\odot$	$M = 10^7 M_\odot$
$z = 1$	$8.6 \times 10^{-17}$ ( $\gtrsim 1$ Ms)	$8.6 \times 10^{-16}$ (270 ks)	$8.6 \times 10^{-15}$ (8 ks)
$z = 2$	$1.9 \times 10^{-17}$ ( $\gtrsim 1$ Ms)	$1.9 \times 10^{-16}$ ( $\gtrsim 1$ Ms)	$1.9 \times 10^{-15}$ (70 ks)

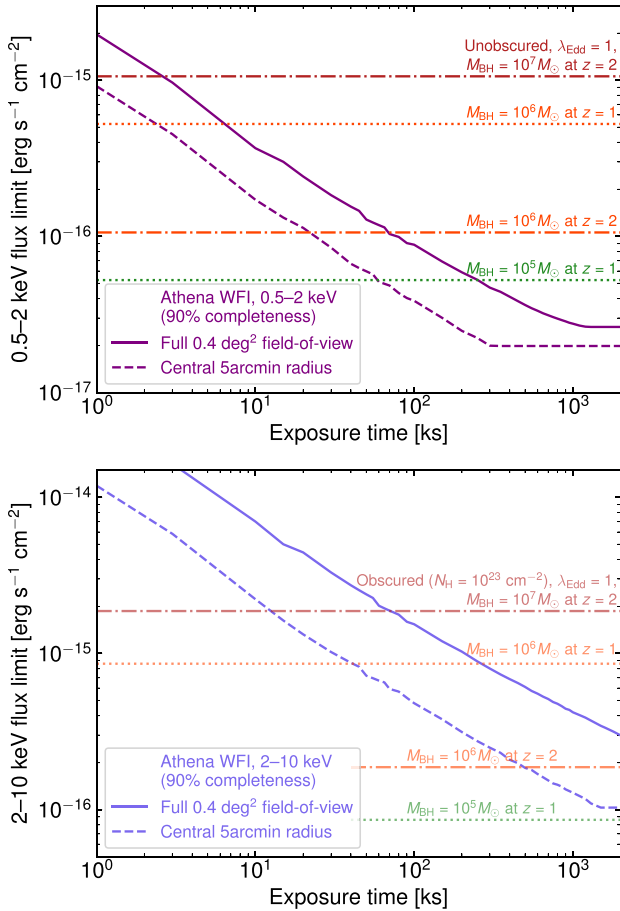
shape for an observed AGN (power law with a photon index  $\sim 1.7$ ). Table 2 gives the expected fluxes for an unobscured AGN in the 0.5–2 keV energy band, where *Athena*’s sensitivity is highest. Heavily obscured sources can only be detected at higher energies (2–10 keV, see Table 3 for corresponding flux limits).

In Fig. 6 we show the flux limits that *Athena* is able to reach via observations with the WFI of a given exposure time, in both the 0.5–2 keV and 2–10 keV energy bands.<sup>4</sup> The given flux limits are for 90 per cent completeness over the full 0.4 deg<sup>2</sup> FOV (solid curves) or within the central 5 arcmin radius (dashed curves). The flux limits are higher over the full FOV as *Athena*’s sensitivity drops off-axis due to a combination of vignetting of the telescope and degradation of the PSF. The sensitivity is ultimately limited by source confusion, which leads to the flattening of these curves at the highest exposure times. To derive the confusion limit, we assume 10 beams per source, with a beam size of radius equal to the half-energy width of the *Athena* point spread function (which is  $\approx 5$  arcsec on-axis and  $\approx 5.9$  arcsec averaged over the FOV), and calculate 90 per cent completeness limits based on the probability of having a single, unconfused source within the search area. We note that sources may still be detected below these limits – provided they are not confused with a nearby, brighter sources – but at a lower guaranteed level of completeness (see Section 8 for further discussion of the impact of source confusion).

Based on Fig. 6, we determine that an unobscured AGN associated with a SMBHM of  $\sim 10^6 - 10^7 M_\odot$  at  $z > 1$  can be detected anywhere within the *Athena* FOV in about a few ks, increasing to about 70 ks for lower mass SMBHMs at  $z = 2$ . If the associated AGN is obscured (and thus is most efficiently detected at 2–10 keV energies) then the exposure times increase, requiring day-long exposures except for the most massive, and therefore potentially X-ray brightest, SMBHMs. Lower mass, SMBHMs at  $z > 2$  that are associated with obscured AGN are likely to remain undetectable, even in extremely deep exposures, due to the impact of source confusion. The corresponding exposure times are also listed in Table 2 and Table 3. These numbers provide the rationale for searching for the X-ray counterpart of a SMBHM event even prior the merging occurs, by optimally scanning a reasonably sized error box.

<sup>3</sup>This is in contrast with the higher-redshift sources at  $z = 4$  studied in Marsat et al. (2020), that had a ‘reflected’ sky bimodality surviving post-merger.

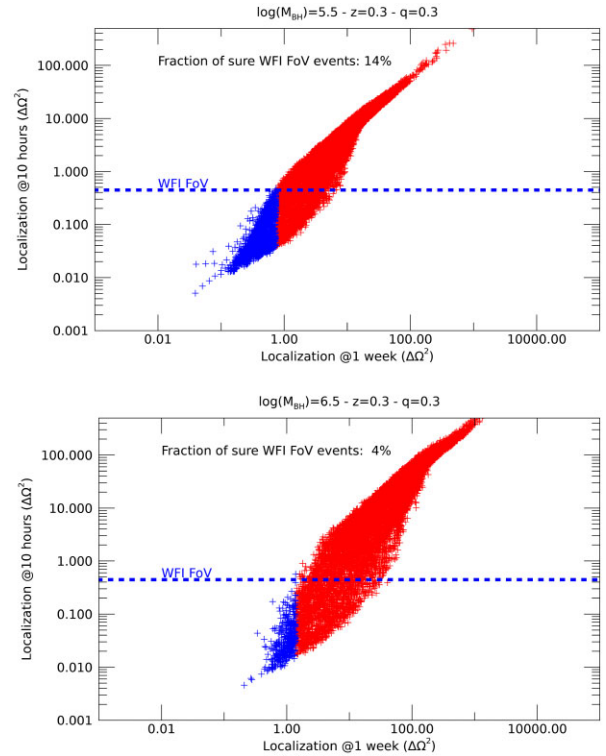
<sup>4</sup>Based on the predicted *Athena* specifications as of 2019-May-24, see [https://www.mpe.mpg.de/ATHENA-WFI/response\\_matrices.html](https://www.mpe.mpg.de/ATHENA-WFI/response_matrices.html).



**Figure 6.** *Athena* flux limit in the 0.5–2 keV (top) and 2–10 keV (bottom) energy bands as a function of exposure time. The solid lines indicate the flux limit where *Athena* is 90 per cent complete over the full 0.4 deg<sup>2</sup> WFI field-of-view, whereas the dashed line is the flux limit within the central 5 arcmin radius. The differences reflect the vignetting and PSF degradation of the telescope at high off-axis angles. The flattening of the sensitivity curves at the highest exposures is due to the onset of the confusion limit (sources below this limit may still be detected but at a lower guaranteed level of completeness). The horizontal lines indicate the fluxes of an unobscured AGN (top) or obscured AGN (bottom) with the indicated masses and redshifts (see Tables 2 and 3).

## 6.2 A WFI follow-up ‘deterministic’ strategy

The localization of SMBHMs by *LISA* depends on the cumulative signal-to-noise ratio  $S/N$  (cf. Section 5) and improves toward coalescence. While the errors in sky localization depend on a number of factors (mass, spin, binary inclination, location in the sky, redshift), for the best sources (*Platinum* binaries), a localization better than the size of the WFI field-of-view (FoV;  $\simeq 0.4$  degrees<sup>2</sup>) is possible a few hours prior to merging (Fig. 3). We investigated if the *LISA* localization evolution may allow future *Athena* Project Scientists to establish, with sufficient early warning, if an event will fall within the WFI FoV, such that a re-pointing of the spacecraft is consistent with the operational constraints. For 14 per cent (4 per cent) of the  $z = 0.3$  events with a mass of  $3 \times 10^5 M_{\odot}$  ( $3 \times 10^6 M_{\odot}$ ) the localization 1 week prior to merging will ensure *deterministically* that the localization accuracy 10 h prior to merging is smaller than the WFI FoV (the blue data points in Fig. 7). Such events should



**Figure 7.** *LISA* localization 10 h prior to merging as a function of the localization of the same event 1 week prior to merging for  $z = 0.3$  systems with a total mass of  $3 \times 10^5 M_{\odot}$  (top panel) and  $3 \times 10^6 M_{\odot}$  (bottom panel). The dashed line indicates the WFI FoV. The inset label indicates the fraction of events for which the determination of the localization at 1 week ensures that the localization at 10 h is better than the WFI FoV (blue points).

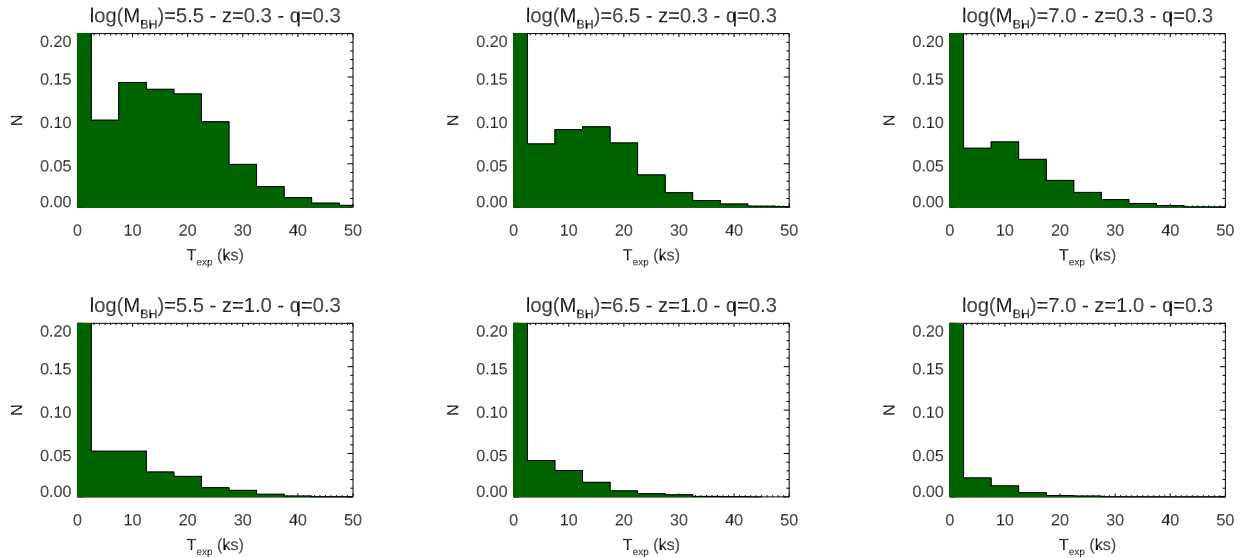
acquire the highest priority for a follow-up strategy allowing *Athena* to observe the sky region of the SMBHM with the WFI.

These fractions vanish to 0 for those  $z = 0.3$  events with a larger mass, or for events at  $z = 1$  at all masses.

## 6.3 A WFI follow-up ‘probabilistic’ strategy

For those events (the majority) on which the strategy described in Section 6.2 is not applicable, one can still in principle attempt a WFI follow-up strategy during the inspiraling phase, by performing a raster scan of the most probable, time-evolving *LISA* localization. This strategy may allow *Athena* to acquire a set of X-ray photometric and spectroscopic data points that could unveil a modulation of the X-ray emission while the SMBHM inspiraling proceeds. It is therefore intended to be complementary to the ‘deterministic’ strategy described in Section 6.2, which aims at maximizing the probability that the event *at merging* is within the WFI FoV, irrespective of prior observations during the inspiral phase.

We hereby require a minimum localization accuracy of 10 deg<sup>2</sup> to be achieved 3 d prior to merger in order to trigger this follow-up observational strategy. An error box of 10 deg<sup>2</sup> can be covered with the *Athena* WFI in 3 d with a raster scan of at least 23 observations of  $\simeq 9$  ks ( $\sim 2.5$  h) each. The ‘at least’ caveat is primarily driven by the sensitivity of the *Athena* telescope decreasing significantly off-axis due to vignetting and degradation of the point spread function (Willingale et al. 2013), which depends critically on the ultimate design parameters of the *Athena* optical modules. It may be possible to achieve a more homogeneous sensitivity using



**Figure 8.** Distribution of the total exposure during which an event falls within the WFI FoV as a results of the ‘probabilistic’ strategy described in Section 6.3. Top panels: events with  $z = 0.3$ ; bottom panels: events with  $z = 1$ ; left-hand panels: mass equal to  $3 \times 10^5 M_{\odot}$ ; central panels:  $3 \times 10^6 M_{\odot}$ ; right-hand panels:  $10^7 M_{\odot}$ . The histogram channel corresponding to  $T_{\text{exp}} = 0$  extends beyond the upper border of each panel.

an overlapping strategy with more pointings with lower individual exposure times. With the improvement of the *LISA* localization the *Athena* pointing strategy can be optimized to cover the most likely location of the trigger at any time. Once the *LISA* event localization is comparable to, or smaller than the WFI field-of-view, *Athena* could stare to the predicted error box up to the time of the merger.

In order to estimate the prospective *Athena* coverage of SMBHM events triggered by *LISA*, we run 10 000 Monte-Carlo simulations of a possible *Athena* observational sequence. We assumed that *Athena* starts following the *LISA*-detected event once the localization is better than  $10 \text{ deg}^2$ . At each time, *Athena* covers the *LISA* localization error box with a tile of WFI pointing of equal exposure time – centred to the best-fitting *LISA* position. The centre of the tile is updated to a new sky position whenever a new estimate of the merging event coordinates is available. When the *LISA* localization becomes smaller than the WFI field-of-view, we assume that *Athena* stares at the best-fitting *LISA* position until a much better localization is available at merging. We assumed also 1 h overhead time for the transmission and calculation of the *LISA* coordinates, a 4-h response time for *Athena* to reach the initial position, an *Athena* agility of 4 degrees per minute during the raster, and additional 10-min of a ‘close-loop-slew’ at the end of each slew. Once the *LISA* error box becomes  $\leq 0.4$  squared degrees, *Athena* stares at the best-fitting error box position until merging.

The results of our simulations are summarized in Fig. 8. They correspond to a minimum *Athena* exposure time of 5 ks, after the *Athena* spacecraft moves to the next step in the tiling strategy aiming at the *LISA* error box (unless the *LISA* localization is better than the WFI FoV). Longer minimum exposure time of, e.g. 10 ks would be  $\approx 10$  per cent less efficient. The fraction of events that would fall at least once in the WFI FoV ranges between 16 per cent and 70 per cent for events at  $z = 0.3$  (median exposure time  $\approx 10$ –15 ks), and between 5 per cent and 19 per cent for events at  $z = 1$  (median exposure time  $\approx 5$  ks).

This means that at least for a few events with very large signal-to-noise ratio, the probabilistic strategy is at least conceivable.

Even if a raster scan strategy of short observations could allow *Athena* to detect the counterpart of the GW-emitting SMBHM in *at least one of the WFI observations*, a significantly more challenging issue is identifying which of the hundreds of WFI sources is the true counterpart of the forthcoming merger (Lops et al. 2023). A possible ‘smoking gun’ is the variability pattern in the soft and hard X-ray light curves, mirroring the GW strain (cf. Section 4). The expected variability time-scales could vary from minutes to hours. This implies that it may be hard to disentangle the variability pattern due to space-time deformation from the commonly observed variability in the X-ray light curves of many classes of celestial sources, most notably AGN, unless at least a few cycles are observed. The accurate measure of the strain pattern will represent a key prior in the analysis. Still, this would require a large number of pointed exposures. An accurate assessment of the minimum combination of visits and exposure time needed to reconstruct a given energy-dependent variability pattern of the expected light curves is beyond the scope of this paper.

In summary, our current understanding of the localization capability of *LISA*, of its operational constraints, of possible mechanisms producing X-rays in circumbinary discs and mini-discs, of the possible variability pattern of this emission, as well as (and not the least importantly) of AGN astrophysics conspire in making a measurement of the X-ray counterpart of a SMBH binary merging during the pre-merging phase an extremely challenging, albeit exciting, possibility.

#### 6.4 Supermassive black hole merger post-merger emission

As illustrated in Figs 2 and 3, *LISA* will be able to localize SMBHMs within the *Athena* instruments field-of-view when the coalescence has ended. We have shown that SMBHMs can be targeted by *Athena* up to redshift  $\sim 2$  for binaries with masses within  $\approx 10^5 M_{\odot}$ , and  $10^7 M_{\odot}$ . This is inferred considering the median of the sky localization uncertainty. A fraction of events between 70 per cent and 80 per cent at  $z = 0.3$ , and between 33 per cent and 56 per cent at  $z = 1$  will fall in the *Athena* WFI (Table 4).

Furthermore, a *gold* binary as well as a *platinum* binary has the chance of being localized within an error box as small as 2 arcmin,

**Table 4.** Fraction of events whose *LISA* localization at merger is smaller than the WFI FoV.

	$M = 3 \times 10^5 M_{\odot}$	$M = 3 \times 10^6 M_{\odot}$	$M = 10^7 M_{\odot}$
$z = 0.3$	74 per cent	80 per cent	70 per cent
$z = 1$	33 per cent	56 per cent	46 per cent

**Table 5.** Fraction of events whose *LISA* localization at merger is smaller than the X-IFU FoV.

	$M = 3 \times 10^5 M_{\odot}$	$M = 3 \times 10^6 M_{\odot}$	$M = 10^7 M_{\odot}$
$z = 0.3$	16 per cent	45 per cent	38 per cent
$z = 1$	2 per cent	19 per cent	9 per cent

thus enabling immediate follow-up with the high-resolution *Athena* X-IFU. This is possible for a fraction of events between 16 per cent and 45 per cent at  $z = 0.3$ , and between 2 per cent and 19 per cent at  $z = 1$  (Table 5).

With predictions of tens of events over the mission lifetime (cf. Section 8), several could be followed after the merging occurs to trace the re-brightening of the disc or the heating of the interstellar medium by a prompt jet, or a late afterglow due to gravitational recoil (cf. Section 4.2). This indicates the truly exciting opportunity to witness the birth of an AGN. A targeted strategy would allow the *Athena* confusion limit ( $f_{0.5-2\text{keV}} \sim 2 \times 10^{-17} \text{ erg cm}^{-2} \text{ s}^{-1}$ , or  $f_{2-10\text{keV}} \sim 10^{-16} \text{ erg cm}^{-2} \text{ s}^{-1}$ ), within the central 5 arcmin of the WFI field-of-view, to be reached over the *LISA* error box in  $\leq 4$  d; Fig. 6). Monitoring with X-IFU would be possible directly for a fraction of events (Table 5), or post-facto after the identification of the counterpart with WFI (at the arcseconds reconstructed positional accuracy). If *Athena* and *LISA* will be operated simultaneously, a strategy is conceivable whereby a certain number of *gold* binary fields are monitored periodically post-facto to search for X-ray counterparts, coupled with deep target of opportunity observations if/after a counterpart is detected.

## 7 THE MULTIWAVELENGTH OBSERVATIONAL CONTEXT

A key priority will be attempting to identify and characterize candidate host galaxies of *LISA* SMBHs. Redshift measurements will let us place the *LISA* event in an astrophysical context. X-ray observations are likely to be key in this endeavour, since they have the potential advantage of probing merging systems that are less confusion limited. Recently, Lops et al. (2023) simulated a mock universe to characterize the X-ray and optical galaxy fields of *LISA* SMBHs. For *LISA* sources of  $\sim 3 \times 10^6 M_{\odot}$  at  $z \lesssim 2$ , several tens of AGN emitting in the soft (0.5–2) keV band are present in the galaxy field that can be studied and monitored post-merger. The number of AGN reduces significantly for the *platinum* binaries of  $3 \times 10^5 M_{\odot}$ , leading to an almost unambiguous identification of the AGN associated to the GW event, i.e. the identification of the X-ray counterpart. Furthermore, by the time *Athena* flies a deeper census of the X-ray sky will be available through the all-sky survey currently being gathered by *eROSITA* (Predehl et al. 2021).

### 7.1 The reference X-ray sky

*eROSITA* will monitor the full X-ray sky with a sensitivity of  $\sim 10^{-14} \text{ erg cm}^{-2} \text{ s}^{-1}$  in the 0.5–2 keV energy band (Merloni et al. 2012). At the end of the 4-yr survey, about 3 million AGNs are expected to be

detected up to  $z \simeq 3$ . About one third of the whole population will be constituted by AGN at  $z \simeq 1-2$  with a luminosity corresponding to black holes with masses of  $\gtrsim 3 \times 10^7 M_{\odot}$  accreting at the Eddington limit (about 10 per cent thereof are expected to be X-ray obscured by column densities  $> 10^{21} \text{ cm}^{-2}$ ). The *eROSITA* surveys will thus only probe the tip of the AGN population. However, *eROSITA* may provide a reference sky template to refine the selection of X-ray sources that are *unlikely* to be the SMBHM counterparts. Lops et al. (2022) find that from the *eROSITA* survey  $\sim 10$  per cent of the AGN present in the *Athena* field of view at the time of the GW merger event can be discarded, the survey being too shallow to detect the dim AGN associated to a GW event. It remains unclear what X-ray emission (if any) one should expect from a SMBHM system several years ( $\geq 10$ ) before coalescence. Since some simulations predict that the luminosity decreases at merger due to the erosion of the mini-discs by the tidal field of the companion SMBH (Paschalidis et al. 2021), *LISA* sources ten years before coalescing could be brighter than at merger. Hence, whether the *eROSITA* reference sky could be used to efficiently identify (or rule out) counterpart candidates remains a possibility.

*Athena* as observatory will also carry out dedicated large surveys. The nominal WFI survey program, designed to address the core *Athena* science objects, is expected to cover a maximum of around  $50 \text{ deg}^2$  to extremely deep flux limits ( $f_{0.5-2\text{keV}} \sim 10^{-17} - 10^{-16} \text{ erg s}^{-1} \text{ cm}^{-2}$ , see Aird et al. 2013; Rau et al. 2016). While the chance of an SMBHM event occurring within this footprint is extremely small, these data would provide a deep reference that could be compared to any subsequent follow-up with *Athena* (see Section 6 below). Furthermore, *Athena* will have the capability to perform very large area surveys ( $> 1000 \text{ deg}^2$ , see Zhang et al. 2020) that would reach flux limits of  $f_{0.5-2\text{keV}} \lesssim 10^{-15} \text{ erg s}^{-1} \text{ cm}^{-2}$  (i.e. an order of magnitude fainter than *eROSITA*), within a reasonable exposure time, and thus could provide a reference X-ray sky that may already identify accreting  $10^6 - 10^7 M_{\odot}$  SMBHs out to  $z \sim 2$ .

### 7.2 The reference optical and near-infrared sky

By the time of any joint *Athena-LISA* operations, the Rubin Observatory Legacy Survey of Space and Time (LSST) should have finished its wide area sky survey. This is intended to cover nearly half the sky ( $18\,000 \text{ deg}^2$ ) to a point-source depth of  $\text{ABmag} \sim 27.5$  in each of six optical/nIR filters (*ugrizy*), detecting up to  $10^6$  galaxies per square degree. Thus even without further LSST mapping of error regions, most galaxies of interest in the southern sky should already have useful photometry available. This will allow identification of galaxies with photometric redshifts (available for  $\sim 2 \times 10^5$  galaxies) consistent with the *LISA* distance and SMBH mass estimates. Good candidates can then be targeted for more intensive monitoring, to characterize nuclear activity and most important variability.

It is useful to consider representative low and high redshift scenarios. Given typical uncertainties in the determination of the photometric redshift of  $\sim 0.02-0.03$ , it is reasonable to take a redshift range of interest of  $\Delta z = 0.1$ . For a low redshift event, around  $z = 0.5$ , the density of galaxies (to an absolute magnitude of  $M_i = -16$ ) is  $\sim 10^4 \text{ deg}^{-2}$  over this range (Capozzi et al. 2017). Thus the number of galaxies of interest should be  $\lesssim 200-1000$  either for *platinum* events at  $z \lesssim 0.5$  in the pre-merger phase and for 10–20 per cent of the binaries below  $10^7 M_{\odot}$  at  $z \simeq 1$  in the post-merger phase (fig. 2, table &5, see also Lops et al. 2022). By contrast, at  $z > 1$  and in particular for higher mass SMBHs ( $\sim 10^7 M_{\odot}$ ) the localization uncertainty area is larger and fields are crowded by  $\gtrsim 10^4$  preventing any identification of a candidate host to the *LISA* GW

event. Here morphological information will likely allow selection of those galaxies with sufficiently large bulges to contain such a SMBH (but see Volonteri et al. 2020, for a characterization of host galaxies of LISA SMBHMs).

The situation in the northern hemisphere is less clear-cut. Facilities such as the Subaru HyperSuprimeCam has the capability to survey at about 1/3 the rate of LSST and so similar mapping may be available for much of the sky not observed by LSST. Additionally, EUCLID will have finished its wide field survey of  $\sim 15\,000\text{ deg}^2$  of the high latitude sky.

## 8 CAVEATS

There are many uncertainties involved in forecasting the number of SMBHM events that could be detected by *Athena*. ‘Known uncertainties’ are discussed here, based on current observations of AGN. In order for X-ray to be generated before and/or during a merger of a pair of SMBHs, gas must be present in the immediate surroundings and indeed may be instrumental in bringing the SMBHs to a radius where gravitational radiation is strong enough to cause the pair of black holes to spiral together.

It should first be recognized that the X-ray emission detected from AGN by *Athena* is dominated by the X-ray corona, which is generally considered to be magnetically powered by an accretion disc orbiting about the SMBHs. The corona is relatively compact and contains energetic electrons with temperatures of tens to hundreds of keV that Compton upscatter blackbody photons from the accretion disc into a power-law X-ray continuum. The observed fraction of the bolometric accretion power emerging in the 2–10 keV X-ray band (the bolometric fraction  $f_{\text{bol}}$ ) ranges from about 10 to 2 percent or less as the bolometric power increases to the Eddington limit (Vasudevan & Fabian 2009; Lusso et al. 2012). There is as yet no predictive theory of the corona or  $f_{\text{bol}}$ . Additional 2–10 keV X-ray emission is seen if the object has jets (Blandford, Meier & Readhead 2018). There is no observationally based predictive theory for jet occurrence in AGN; a rough guide is that approximately 10 percent of quasars are radio-loud due to jets.

A complication to observing AGN is obscuration. The flat shape of the X-ray Background spectrum in the 2–10 keV band, which is largely the summed emission from all AGNs, demonstrates that most accretion is obscured. Obscuration can occur in all types of AGNs, but simulations suggest that both obscuration and luminous accretion peak in the final merger stages when the two black holes are separated by less than 3 kpc (Hopkins et al. 2005), but still far away from the merging phase occurring on micro-parsec scales. This is borne out by observations by Koss et al. (2018) who find that obscured luminous SMBHs show a significant excess (6/34) of nuclear mergers (i.e. a counterpart within 3 kpc) compared to a matched sample of inactive galaxies (2/176). The obscuration most affects the soft X-rays below 2–5 keV. Prolonged AGN emission at close to the Eddington limit can blow away most of the obscuring gas (Fabian et al. 2009; Ricci et al. 2017).

Violent accretion events such as Tidal Disruption Events (TDEs) could be an alternative template for accretion in the late stages of a SMBH merger. If so, then coronal emission may be weak or absent (see e.g. Ricci et al. 2020), with most of the accretion power emerging from a quasi-thermal blackbody disc, sometimes with jetted emission. Unless jets are formed, X-radiation from such objects is mostly confined to the soft X-ray band.

If we assume that accretion takes place in the late merger phase of a pair of SMBH, so that they appear as AGN, we can use the number densities of observed galaxies and AGN to predict the

**Table 6.** Observation-based predicted upper limit to the number of SMBH merging events visible by *Athena* and *LISA* over 5 yr. This is based on the expected merger rates of host galaxies and assumes all mergers lead to an X-ray bright AGN (i.e.  $p = 1$ ). The number for  $10^5 M_{\odot}$  black holes is very uncertain (see the text). The numbers in brackets assume that one of the black holes is already a luminous AGN ( $p = 0.003 - 0.01$ ).

	$M = 10^5 M_{\odot}$	$M = 10^6 M_{\odot}$	$M = 10^7 M_{\odot}$
$z = 1$	1	1 (0.003)	0.3 (0.003)
$z = 2$	–	10 (0.03)	1 (0.01)

number of final mergers to be expected within a given interval of time. Concentrating on SMBH binaries with masses of  $10^6$  to  $10^7 M_{\odot}$  within redshift  $z = 2$ , we start with the number densities of their host galaxies which will have stellar masses of  $\approx 10^{9-10} M_{\odot}$ . Ilbert et al. (2013) gives number densities of  $10^{-2}-10^{-2.5}\text{ Mpc}^{-3}$  at  $z = 1$  and  $10^{-1.5}-10^{-2.5}$  at  $z = 2$ , respectively for  $10^9-10^{10} M_{\odot}$  galaxies. The probability  $p$  that a galaxy has an AGN accreting above 1 per cent of the Eddington luminosity ( $\lambda = L_{\text{AGN}}/L_{\text{Edd}} > 0.01$ ) has been estimated from observations by Aird, Coil & Georgakakis (2018), giving  $p = 0.003$  for  $10^6 M_{\odot}$  and  $p = 0.01$  for  $10^7 M_{\odot}$  SMBHs. The intrinsic galaxy merger rate is about  $10^{-10}\text{ yr}^{-1}$  (O’Leary et al. 2021), corresponding to about one major merger per galaxy since  $z = 1$  (Man, Zirm & Toft 2016). This means that over a 5 yr period of observation the rate is  $2.5 \times 10^{-10}$  and  $2 \times 10^{-10}$  at  $z = 1$  and 2, respectively. The rate for dwarf galaxies might be several times less (Deason, Wetzel & Garrison-Kimmel 2014) with an average of 0.2 mergers since  $z = 1$ . The galaxy number densities are per comoving  $\text{Mpc}^3$  and the comoving volume out to  $z = 1$  is  $157\text{ Gpc}^3$  and out to 2 it is  $614\text{ Gpc}^3$ . Gathering all these factors together, we predict that, per dex in mass and for an observation period of 5 yr, the number of SMBHs of mass  $10^6 M_{\odot}$  merging is  $3 \times 10^{-3}$  within  $z = 1$  and within  $z = 2$  it is  $3 \times 10^{-2}$ . For SMBH of mass  $10^7 M_{\odot}$  the corresponding numbers are  $3 \times 10^{-3}$  and  $10^{-2}$  detectable mergers per 5 yr interval. For SMBH in the mass range  $10^5 - 10^6 M_{\odot}$ , we assume a similar mass density to those in the  $10^6 - 10^7 M_{\odot}$  mass range (Greene et al. 2020).

The above predictions (shown in brackets in Table 6) assume that the probabilities of a galaxy having an AGN and of it undergoing a merger are independent. If however we assume that all mergers lead to AGN, we can eliminate  $p$ , which raises the number to those listed in Table 6. These are the maximum predicted values, whether or not there is gas in the nucleus. The bracketed numbers in that table show the expectation if one of the black holes is already an AGN.

Some theoretical predictions based on semi-analytical models are not far from the maximum number estimated above, with 7 to 20 EM counterparts in 4 yr of joint observations with *Athena* in the soft X-rays, and about 2 in presence of obscuration (Mangiagli et al. 2022).

Further issues to be noted include source confusion and intrinsic source variability:

(i) Source confusion occurs when searching for faint objects at low fluxes. The rising number of even fainter sources increases the probability of 2 or more sources being present in the same detection pixel. This can lead to false detection and at least causes considerable uncertainty in source fluxes, which become biased upward. For the *Athena* WFI with a central 5 arcsec PSF observing the extragalactic sky, source confusion sets in on average at a flux of  $f_{0.5-2\text{keV}} \approx 10^{-17}\text{ erg s}^{-1}\text{ cm}^{-2}$  for 90 per cent of the FOV (Fig. 6). It is a few times lower in the central region of the FOV. Sources at fainter fluxes have a higher probability of flux contamination by a second source.

If a source position is precisely known (to a fraction of a source pixel) then it may be possible to go slightly deeper using a centred detection pixel. Moreover if the source has an unusual spectrum, or time signature then that can be used to extract source information at lower fluxes.

(ii) One way in which SMBH pairs in the final merger stage might be detected is through flux variability induced by the trans-relativistic orbits of the black holes about each other causing aberration flux changes on the orbital time-scale (or twice that if there are two accretion discs). If the GW signal gives the orbital period and its changes in advance of merger then that signal can be searched for even in a confused source. Intrinsic flux variability is however enhanced for systems with lower mass black holes (Miniutti et al. 2009; Ponti et al. 2012), making detection of periodic signals more difficult (Vaughan et al. 2016).

## 9 CONCLUSIONS

While the science cases of *Athena* and *LISA* are individually outstanding, the additional science that the concurrent operation of the two missions could achieve may provide breakthroughs in scientific areas beyond what each individual mission is designed for. It encompasses a series of fundamental questions in modern physics and astrophysics, such as: the dynamics of fluid particles in time-varying, strong gravity environments; the onset of nuclear activity in the core of galaxies hosting massive black holes; the physical origin of relativistic jets around spinning black holes, and their launch and interaction with the galactic environment; the cosmic distance scale; and the measurement of the speed of gravity.

In this paper, we discuss the possible detection of the X-ray counterparts of coalescing massive black holes in the mass range  $10^5$ – $10^7 M_{\odot}$  that *LISA* will detect out to large redshifts. Predictions on the detectability of X-ray emission that may rise during the late inspiral and coalescence of the two black holes depend critically on the large uncertainties on the fueling rate and on the hydrodynamical properties of magnetized gas accreting onto the black holes. Within reasonable assumptions, *Athena* should be able to detect X-ray emission from sources at  $z \leq 2$ . During the inspiral phase (i.e. prior to the merger) X-ray emission could be produced over a wide X-ray spectral band as thermal (soft) emission from the inner rim of the circumbinary disc surrounding the binary and/or as coronal (hard) emission from each of the black hole mini-discs within the cavity evacuated by the spiraling black holes, as well as by shock-heated gas at the wall of the cavity. The X-ray emission could be modulated with frequencies commensurate with those of the fluid patterns and of the gravitational chirp, providing the ‘smoking gun’ to identify the X-ray source through a characteristic variability pattern. This gives in principle the exciting possibility of directly probing, for the first time, the behaviour of matter in the variable space–time induced by the merging black holes. However, *LISA* will be able to localize within the field-of-view of the *Athena* WFI ( $\simeq 0.4 \text{ deg}^2$ ) even the best signal-to-noise events only several hours prior to the merger time. While *Athena* will be able to re-point to a random position of the sky pertaining its field of regards within 4 h, the unambiguous identification of the X-ray counterpart will remain challenging, given the sparse data that even an expensive strategy targeting a wider error box at an earlier time will yield.

The prospective of multimessenger observations after the merging are potentially more promising. The *LISA* event error box post-merger could be as small as few arc-minutes. Pointed observation with the *Athena* WFI, or even with the 5-arcmin equivalent diameter X-IFU may allow *Athena* to witness the re-birth of an AGN, or even

the launch of a relativistic jet. This will provide a new window for exploring the origin of some of the most powerful and fundamental events in the Universe.

While these unique measurements will undoubtedly represent fundamental breakthroughs in various areas of physics and astrophysics, one shall bear in mind a series of caveats that make any prediction of the outcome of an actual experiment uncertain. The most significant among them are:

(i) the predictions on the nature, and even of the very existence of an X-ray counterpart of a massive black hole merging event detected by *LISA* are extremely uncertain. However, recent simulations predict vigorous X-ray emission with a characteristic variability pattern in the pre-merging phase

(ii) it may be hard to distinguish the modulation pattern in the X-ray light curve induced by the variable space–time around the pair of merging SMBH from the common red noise observed in the field AGN. A quantitative estimate of this effect is beyond the scope of this paper

(iii) there is, as yet, no observational based predictive theory of the X-ray corona or relativistic jets, on which an estimate on the time-scale of the formation of an AGN after a massive black hole merger can be based

(iv) while there exists no observational data of binary SMBHs with separations lower than a parsec, it is known that dual AGN with separation 1 kpc are typically heavily obscured in X-rays (Koss et al. 2018). While a sizeable amount of gas in the environment of the binary black hole is required in order for EM radiation to be produced, gas can also conspire against the detectability of the X-ray counterparts via heavy obscuration suppressing the X-ray emission.

(v) a concurrent X-ray and GW observations of a SMBHM event requires a fast calculation of the continuously improved GW event localization by *LISA* and communication to the *Athena* ground segment. In the simulations shown in Section 6, we have assumed 1 h for the whole process to complete. Such a short time is deemed possible but challenging at our current understanding of the *LISA* ground segment performance.

EM signs of SMBHBs in the phase anticipating the GW-driven inspiral (which occurs at separation of a few milli-parsecs; Colpi 2014) are difficult to discover and disentangle (Bogdanović et al. 2022). Signatures of a SMBHB include the presence in the optical spectrum of broad-emission lines Doppler-shifted relative to the narrow-emission lines, in the case of an active SMBH, present in the binary, drags its own broad line region. Alternatively, and at smaller separations, one could reveal periodic modulation in the optical or X-ray light curves, which track the orbital motion inside a circumbinary disc, or distinctive X-ray spectral features (see De Rosa et al. 2019, for a review). However, these features are not unique to accreting SMBHBs as alternative scenarios remain viable for single AGN (Severgnini et al. 2018).

Significant progress is expected in the coming years, with new facilities from radio to X-rays selecting new potential candidates throughout imaging, spectroscopy and timing, reducing uncertainties in the identification of SMBHBs. In X-rays, systematic searches of light-curve modulation and double peaked Fe lines emitted within the mini discs are very promising venues. Future surveys enabled by *eRosita*, Einstein Probe and, ultimately, by *Athena* should follow-up present SWIFT-BAT results (Serafinelli et al. 2020). High-resolution X-ray spectroscopy by cryogenic microcalorimeters on XRISM and then *Athena* will allow detection of fainter double Fe lines, with a separation much below the current limit of  $\Delta v/c \approx 3 - 10$  per cent observed in Si-based detectors (Severgnini et al. 2018), thus enabling

detection of much harder (closer) putative binary systems. For a few SMBHB candidates, the predicted GW signal could be detected by Pulsar Timing Array (PTA) and SKA (Xin, Mingarelli & Hazboun 2021). Such a detection would unambiguously demonstrate EM emission from a SMBHB, at least those accessible by PTA coverage, namely with  $M \gtrsim 10^8 M_{\odot}$  and separations of the order of hundreds of pc.

According to this investigation, the expected number of *LISA* mergers which are potentially also observable by *Athena* based on the observed galaxy density at  $z \leq 2$ , and on the observed galaxy merger rates, is  $\lesssim 10$  over an assumed overlapping operational phase of 4 yr (see also Mangiagli et al. 2022). About 20 per cent of them should correspond to events at  $z \leq 1$ , maximizing the probability of X-ray detection by *Athena*.

In summary, the main message of this paper is as follows:

(i) the multimessenger concurrent measurement of the GW and X-ray signal from a SMBHM system either in the pre-merger or in the post-merger phase would be a breakthrough result, potentially capable of revolutionizing our understanding of the astrophysics of accreting black holes and fundamental physics alike;

(ii) the prospective of measuring in the post-merger phase, when *Athena* can stare at a *LISA* arcminute-level error box, are more promising at our current understanding of the *LISA* localization capabilities;

(iii) due to its unprecedented and innovative nature, any experiment of this novelty is inevitably highly uncertain. This means, at the same time, that the discovery space is potentially vast.

## ACKNOWLEDGEMENTS

This paper is a concurrent effort of the Science Study Teams of the *Athena* and *LISA* missions. The authors gratefully acknowledge advice, suggestions, comments, and productive discussions with their members: X. Barcons, D. Barret, K. Danzmann, A. Decourchelle, J.W. den Herder, M. Gehler, M. Hewitson, J. Hjorth, K. Holley-Bockelmann, K. Izumi, P. Jetzer, H. Matsumoto, K. Nandra, J. Nelemans, A. Petiteau, R.M. Sambruna, D. Shoemaker, R. Smith, C.F. Sopuerta, R. Stebbins, H. Tagoshi, J. I. Thorpe, H. Ward, W.J. Weber, R. Willingale. We thank the Director of Science of the European Space Agency, Prof. G. Hasinger, for triggering the process ultimately leading to this paper, and for his continuous encouragement and support. We thank an anonymous referee for useful comments and suggestions. The research leading to these results has been partially supported by the European Union's Horizon 2020 Programme under the AHEAD2020 project (grant agreement n. 871158). MC acknowledges support by the 2017-NAZ-0418/PER grant. JA acknowledges support from a UKRI Future Leaders Fellowship (grant code: MR/T020989/1).

## DATA AVAILABILITY

The data underlying this paper will be shared on reasonable request to the corresponding author.

## REFERENCES

Abbott B. P. et al., 2017a, *Phys. Rev. Lett.*, 119, 161101  
 Abbott B. P. et al., 2017b, *Nature*, 551, 85  
 Abbott B. P. et al., 2017c, *ApJ*, 848, L12  
 Abbott B. P. et al., 2017d, *ApJ*, 848, L13  
 Abbott B. P. et al., 2019, *Phys. Rev. Lett.*, 123, 011102  
 Aird J. et al., 2013, preprint (arXiv:1306.2325)

Aird J., Coil A. L., Georgakakis A., 2018, *MNRAS*, 474, 1225  
 Amaro-Seoane P., 2020, preprint (arXiv:2011.03059)  
 Amaro-Seoane P. et al., 2017, preprint (arXiv:1702.00786)  
 Amaro-Seoane P. et al., 2022, preprint (arXiv:2203.06016)  
 Armitage P. J., Natarajan P., 2002, *ApJ*, 567, L9  
 Babak S. et al., 2017, *Phys. Rev. D*, 95, 103012  
 Baibhav V., Berti E., Cardoso V., 2020, *Phys. Rev. D*, 101, 084053  
 Baker J. G., Boggs W. D., Centrella J., Kelly B. J., McWilliams S. T., Miller M. C., van Meter J. R., 2008, *ApJ*, 682, L29  
 Baldassare V. F., Dickey C., Geha M., Reines A. E., 2020, *ApJ*, 898, L3  
 Barausse E., Cardoso V., Pani P., 2014, *Phys. Rev. D*, 89, 104059  
 Barausse E., Dvorkin I., Tremmel M., Volonteri M., Bonetti M., 2020, *ApJ*, 904, 16  
 Barret D. et al., 2018, in den Herder J.-W. A., Nikzad S., Nakazawa K., eds, Proc. SPIE Conf. Ser. Vol. 10699, Space Telescopes and Instrumentation 2018: Ultraviolet to Gamma Ray, SPIE, Bellingham, p. 106991G  
 Belgacem E. et al., 2019, *J. Cosmol. Astropart. Phys.*, 2019, 024  
 Blandford R. D., Znajek R. L., 1977, *MNRAS*, 179, 433  
 Blandford R., Meier D., Readhead A., 2019, *ARA&A*, 57, 467  
 Bode N., Phinney S., 2007, APS April Meeting Abstracts. APS Meeting Abstracts, S1.010  
 Bogdanović T., Miller M. C., Blecha L., 2022, *Living Rev. Relat.*, 25, 3  
 Bonetti M., Sesana A., Haardt F., Barausse E., Colpi M., 2019, *MNRAS*, 486, 4044  
 Bowen D. B., Campanelli M., Krolik J. H., Mewes V., Noble S. C., 2017, *ApJ*, 838, 42  
 Bowen D. B., Mewes V., Campanelli M., Noble S. C., Krolik J. H., Zilhão M., 2018, *ApJ*, 853, L17  
 Bowen D. B., Mewes V., Noble S. C., Avara M., Campanelli M., Krolik J. H., 2019, *ApJ*, 879, 76  
 Breivik K., Kremer K., Bueno M., Larson S. L., Coughlin S., Kalogera V., 2018, *ApJ*, 854, L1  
 Breivik K., Mingarelli C. M. F., Larson S. L., 2020, *ApJ*, 901, 4  
 Capozzi D. et al., 2017, preprint (arXiv:1707.09066)  
 Cattorini F., Giacomazzo B., Haardt F., Colpi M., 2021, *Phys. Rev. D*, 103, 103022  
 Cattorini F., Maggioni S., Giacomazzo B., Haardt F., Colpi M., Covino S., 2022, *ApJ*, 930, L1  
 Chang P., Strubbe L. E., Menou K., Quataert E., 2010, *MNRAS*, 407, 2007  
 Colpi M., 2014, *Space Sci. Rev.*, 183, 189  
 Colpi M. et al., 2019, preprint (arXiv:1903.06867)  
 Combi L., Lopez Armengol F. G., Campanelli M., Noble S. C., Avara M., Krolik J. H., Bowen D., 2022, *ApJ*, 928, 187  
 Corrales L. R., Haiman Z., MacFadyen A., 2010, *MNRAS*, 404, 947  
 Cuadra J., Armitage P. J., Alexander R. D., Begelman M. C., 2009, *MNRAS*, 393, 1423  
 d'Ascoli S., Noble S. C., Bowen D. B., Campanelli M., Krolik J. H., Mewes V., 2018, *ApJ*, 865, 140  
 D'Orazio D. J., Di Stefano R., 2018, *MNRAS*, 474, 2975  
 Dal Canton T., Mangiagli A., Noble S. C., Schnittman J., Ptak A., Klein A., Sesana A., Camp J., 2019, *ApJ*, 886, 146  
 Dayal P., Rossi E. M., Shiralilou B., Piana O., Choudhury T. R., Volonteri M., 2019, *MNRAS*, 486, 2336  
 De Rosa A. et al., 2019, *New Astron. Rev.*, 86, 101525  
 Deason A., Wetzel A., Garrison-Kimmel S., 2014, *ApJ*, 794, 115  
 Derdzinski A., D'Orazio D., Duffell P., Haiman Z., MacFadyen A., 2021, *MNRAS*, 501, 3540  
 Duffell P. C., D'Orazio D., Derdzinski A., Haiman Z., MacFadyen A., Rosen A. L., Zrake J., 2020, *ApJ*, 901, 25  
 Fabian A. C. et al., 2009, *Astronomy*, 2010, 73  
 Farris B. D., Duffell P., MacFadyen A. I., Haiman Z., 2014, *ApJ*, 783, 134  
 Farris B. D., Duffell P., MacFadyen A. I., Haiman Z., 2015, *MNRAS*, 447, L80  
 Gallo E., Sesana A., 2019, *ApJ*, 883, L18  
 Georgakakis A., Nandra K., Laird E. S., Aird J., Trichas M., 2008, *MNRAS*, 388, 1205  
 Ghirlanda G. et al., 2019, *Science*, 363, 968

- Giacomazzo B., Baker J. G., Miller M. C., Reynolds C. S., van Meter J. R., 2012, *ApJ*, 752, L15
- Gold R., Paschalidis V., Ruiz M., Shapiro S. L., Etienne Z. B., Pfeiffer H. P., 2014, *Phys. Rev. D*, 90, 104030
- Greene J. E., Ho L. C., 2007, *ApJ*, 670, 92
- Greene J. E., Strader J., Ho L. C., 2020, *ARA&A*, 58, 257
- Gutiérrez E. M., Combi L., Noble S. C., Campanelli M., Krolik J. H., López Armengol F., García F., 2022, *ApJ*, 928, 137
- Haiman Z., 2017, *Phys. Rev. D*, 96, 023004
- Haiman Z., Kocsis B., Menou K., 2009, *ApJ*, 700, 1952
- Hallinan G. et al., 2017, *Science*, 358, 1579
- Hopkins P. F., Hernquist L., Cox T. J., Di Matteo T., Martini P., Robertson B., Springel V., 2005, *ApJ*, 630, 705
- Ilbert O. et al., 2013, *A&A*, 556, A55
- Katz M. L., Marsat S., Chua A. J. K., Babak S., Larson S. L., 2020, *Phys. Rev. D*, 102, 023033
- Kelly B. J., Baker J. G., Etienne Z. B., Giacomazzo B., Schnittman J., 2017, *Phys. Rev. D*, 96, 123003
- Khan A., Paschalidis V., Ruiz M., Shapiro S. L., 2018, *Phys. Rev. D*, 97, 044036
- Kocsis B., Yunes N., Loeb A., 2011, *Phys. Rev. D*, 84, 024032
- Kormendy J., Ho L. C., 2013, *ARA&A*, 51, 511
- Korol V. et al., 2020, *A&A*, 638, A153
- Koss M. J. et al., 2018, *Nature*, 563, 214
- Kremer K., Breivik K., Larson S. L., Kalogera V., 2017, *ApJ*, 846, 95
- LISA Science Study Team, 2018, Technical Report ESA-L3-EST-SCI-RS-001. European Space Agency, Paris
- Lang R. N., Hughes S. A., 2006, *Phys. Rev. D*, 74, 122001
- Lippai Z., Frei Z., Haiman Z., 2008, *ApJ*, 676, L5
- Lodato G., Nayakshin S., King A. R., Pringle J. E., 2009, *MNRAS*, 398, 1392
- London L. et al., 2018, *Phys. Rev. Lett.*, 120, 161102
- Lops G., Izquierdo-Villalba D., Colpi M., Bonoli S., Sesana A., Mangiagli A., 2023, *MNRAS*, 519, 5962
- Lousto C. O., Campanelli M., Zlochower Y., Nakano H., 2010, *Class. Quantum Gravity*, 27, 114006
- Lusso E. et al., 2012, *MNRAS*, 425, 623
- Man A. W. S., Zirm A. W., Toft S., 2016, *ApJ*, 830, 89
- Mangiagli A. et al., 2020, *Phys. Rev. D*, 102, 084056
- Mangiagli A., Caprini C., Volonteri M., Marsat S., Vergani S., Tamanini N., Inchauspé H., 2022, *Phys. Rev. D*, 106, 103017
- Maod D., Hallakoun N., Badenes C., 2018, *MNRAS*, 476, 2584
- Marsat S., Baker J. G., Dal Canton T., 2021, *Phys. Rev. D*, 103, 083011
- McKernan B., Ford K. E. S., Kocsis B., Lyra W., Winter L. M., 2014, *MNRAS*, 441, 900
- Megevand M., Anderson M., Frank J., Hirschmann E. W., Lehner L., Liebling S. L., Motl P. M., Neilsen D., 2009, *Phys. Rev. D*, 80, 024012
- Meidinger N., Albrecht S., Bonholzer M., Müller-Seidlitz J., Nandra K., Ott S., Plattner M., Treberspurg W., 2019, in Siegmund O. H., ed., Proc. SPIE Conf. Ser. Vol. 11118, UV, X-Ray, and Gamma-Ray Space Instrumentation for Astronomy XXI. SPIE, Bellingham, p. 111180Y
- Merloni A. et al., 2012, preprint(arXiv e-prints)
- Metzger B. D., 2019, *Living Rev. Relat.*, 23, 1
- Milosavljević M., Phinney E. S., 2005, *ApJ*, 622, L93
- Miniutti G., Ponti G., Greene J. E., Ho L. C., Fabian A. C., Iwasawa K., 2009, *MNRAS*, 394, 443
- Moody M. S. L., Shi J.-M., Stone J. M., 2019, *ApJ*, 875, 66
- Muñoz D. J., Miranda R., Lai D., 2019, *ApJ*, 871, 84
- Nandra K. et al., 2013, preprint (arXiv:1306.2307)
- Nelemans G., Yungelson L. R., Portegies Zwart S. F., 2001, *A&A*, 375, 890
- O’Leary J. A., Moster B. P., Naab T., Somerville R. S., 2021, *MNRAS*, 501, 3215
- O’Neill S. M., Miller M. C., Bogdanović T., Reynolds C. S., Schnittman J. D., 2009, *ApJ*, 700, 859
- Panessa F., Barcons X., Bassani L., Cappi M., Carrera F. J., Ho L. C., Pellegrini S., 2007, *A&A*, 467, 519
- Paschalidis V., Bright J., Ruiz M., Gold R., 2021, *ApJ*, 910, L26
- Peres A., 1962, *Phys. Rev.*, 128, 2471
- Piro L. et al., 2022, *Exp. Astron.*, 54, 23
- Ponti G., Papadakis I., Bianchi S., Guainazzi M., Matt G., Uttley P., Bonilla N. F., 2012, *A&A*, 542, A83
- Pratten G., Klein A., Moore C. J., Middleton H., Steinle N., Schmidt P., Vecchio A., 2022, preprint (arXiv:2212.02572)
- Predehl P. et al., 2021, *A&A*, 647, A1
- Rau A. et al., 2016, in den Herder J.-W. A., Takahashi T., Bautz M. eds, Proc. SPIE Conf. Ser. Vol. 9905, Space Telescopes and Instrumentation 2016: Ultraviolet to Gamma Ray. SPIE, Bellingham, p. 99052B
- Reines A. E., Comastri A., 2016, *Publ. Astron. Soc. Aust.*, 33, e054
- Reines A., Condon J., Darling J. K., Greene J., 2019, American Astronomical Society Meeting Abstracts #233, 134.02
- Ricci C. et al., 2017, *Nature*, 549, 488
- Ricci C. et al., 2020, *ApJ*, 898, L1
- Robson T., Cornish N. J., Liu C., 2019, *Class. Quantum Gravity*, 36, 105011
- Roedig C., Sesana A., Dotti M., Cuadra J., Amaro-Seoane P., Haardt F., 2012, *A&A*, 545, A127
- Roedig C., Krolik J. H., Miller M. C., 2014, *ApJ*, 785, 115
- Rosotti G. P., Lodato G., Price D. J., 2012, *MNRAS*, 425, 1958
- Rossi E. M., Lodato G., Armitage P. J., Pringle J. E., King A. R., 2010, *MNRAS*, 401, 2021
- Ryan G., van Eerten H., Piro L., Troja E., 2020, *ApJ*, 896, 166
- Saini P., Bhat S. A., Arun K. G., 2022, *Phys. Rev. D*, 106, 104015
- Schnittman J. D., Krolik J. H., 2008, *ApJ*, 684, 835
- Schutz B. F., 1986, *Nature*, 323, 310
- Serafinelli R. et al., 2020, *ApJ*, 902, 10
- Sesana A., 2016, *Phys. Rev. Lett.*, 116, 231102
- Sesana A., Gair J., Berti E., Volonteri M., 2011, *Phys. Rev. D*, 83, 044036
- Severgnini P. et al., 2018, *MNRAS*, 479, 3804
- Shields G. A., Bonning E. W., 2008, *ApJ*, 682, 758
- Smail I., Hogg D. W., Yan L., Cohen J. G., 1995, *ApJ*, 449, L105
- Suková P., Zajaček M., Witzany V., Karas V., 2021, *ApJ*, 917, 43
- Tamanini N., Caprini C., Barausse E., Sesana A., Klein A., Petiteau A., 2016, *J. Cosmol. Astropart. Phys.*, 2016, 002
- Tanaka T., Menou K., 2010, *ApJ*, 714, 404
- Tang Y., MacFadyen A., Haiman Z., 2017, *MNRAS*, 469, 4258
- Tang Y., Haiman Z., MacFadyen A., 2018, *MNRAS*, 476, 2249
- Tazzari M., Lodato G., 2015, *MNRAS*, 449, 1118
- Terashima Y., Wilson A. S., 2003, *ApJ*, 583, 145
- Tiede C., Zrake J., MacFadyen A., Haiman Z., 2020, *ApJ*, 900, 43
- Troja E. et al., 2017, *Nature*, 551, 71
- Vasudevan R. V., Fabian A. C., 2009, *MNRAS*, 392, 1124
- Vasudevan R. V., Mushotzky R. F., Winter L. M., Fabian A. C., 2009, *MNRAS*, 399, 1553
- Vaughan S., Uttley P., Markowitz A. G., Huppenkothen D., Middleton M. J., Alston W. N., Scargle J. D., Farr W. M., 2016, *MNRAS*, 461, 3145
- Vecchio A., 2004, *Phys. Rev. D*, 70, 042001
- Vernstrom T., Scott D., Wall J. V., Condon J. J., Cotton W. D., Kellermann K. I., Perley R. A., 2016, *MNRAS*, 462, 2934
- Volonteri M. et al., 2020, *MNRAS*, 498, 2219
- Willingale R., Pareschi G., Christensen F., den Herder J.-W., 2013, preprint(arXiv e-prints)
- Xin C., Mingarelli C. M. F., Hazboun J. S., 2021, *ApJ*, 915, 97
- Yuan C., Murase K., Zhang B. T., Kimura S. S., Mészáros P., 2021, *ApJ*, 911, L15
- Zanotti O., Rezzolla L., Del Zanna L., Palenzuela C., 2010, *A&A*, 523, A8
- Zhang C., Ramos-Ceja M. E., Pacaud F., Reiprich T. H., 2020, *A&A*, 642, A17

This paper has been typeset from a  $\text{\LaTeX}$  file prepared by the author.