

Robust Training for Conversational Question Answering Models with Reinforced Reformulation Generation

Magdalena Kaiser
Max Planck Institute for Informatics
Saarland Informatics Campus
Germany
mkaiser@mpi-inf.mpg.de

Rishiraj Saha Roy
Max Planck Institute for Informatics
Saarland Informatics Campus
Germany
rishiraj@mpi-inf.mpg.de

Gerhard Weikum
Max Planck Institute for Informatics
Saarland Informatics Campus
Germany
weikum@mpi-inf.mpg.de

ABSTRACT

Models for conversational question answering (ConvQA) over knowledge graphs (KGs) are usually trained and tested on benchmarks of gold QA pairs. This implies that training is limited to surface forms seen in the respective datasets, and evaluation is on a small set of held-out questions. Through our proposed framework REIGN, we take several steps to remedy this restricted learning setup. First, we systematically generate reformulations of training questions to increase robustness of models to surface form variations. This is a particularly challenging problem, given the incomplete nature of such questions. Second, we guide ConvQA models towards higher performance by feeding it only those reformulations that help improve their answering quality, using deep reinforcement learning. Third, we demonstrate the viability of training major model components on one benchmark and applying them zero-shot to another. Finally, for a rigorous evaluation of robustness for trained models, we use and release large numbers of diverse reformulations generated by prompting GPT for benchmark test sets (resulting in 20x increase in sizes). Our findings show that ConvQA models with robust training via reformulations, significantly outperform those with standard training from gold QA pairs only.

CCS CONCEPTS

• Information systems → Question answering.

KEYWORDS

Question answering, Knowledge graphs, Conversations, Reformulations, Reinforcement learning

ACM Reference Format:

Magdalena Kaiser, Rishiraj Saha Roy, and Gerhard Weikum. 2024. Robust Training for Conversational Question Answering Models with Reinforced Reformulation Generation. In *Proceedings of Proceedings of the 17th ACM International Conference on Web Search and Data Mining (WSDM '24)*. ACM, New York, NY, USA, 11 pages. <https://doi.org/XXXXXXXX.XXXXXXX>

Permission to make digital or hard copies of all or part of this work for personal or classroom use is granted without fee provided that copies are not made or distributed for profit or commercial advantage and that copies bear this notice and the full citation on the first page. Copyrights for components of this work owned by others than ACM must be honored. Abstracting with credit is permitted. To copy otherwise, or republish, to post on servers or to redistribute to lists, requires prior specific permission and/or a fee. Request permissions from permissions@acm.org.

WSDM '24, 4 – 8 March 2024, Mérida, México

© 2024 Association for Computing Machinery.
ACM ISBN 978-x-xxxx-xxxx-x/YY/MM... \$15.00
<https://doi.org/XXXXXXXX.XXXXXXX>

1 INTRODUCTION

Motivation. Answering questions about entities, powered by curated knowledge graphs (KGs) at the backend, is a vital component of Web search [7, 43, 64, 82]. Nowadays, users' information needs are increasingly being expressed as a conversation, in a sequence of questions and answers $\langle Q_t, A_t \rangle$, over turns $\{t\}$ [16, 53, 84]:

Q_1 : What's the 2022 LOTR TV series called?
 A_1 : The Rings of Power (TROP)
 Q_2 : TROP airing on?
 A_2 : Amazon Prime Video
 Q_3 : Which actor plays Isildur in the series?
 A_3 : Maxim Baldry
 Q_4 : And who in the Jackson trilogy?
 A_4 : Harry Sinclair
 Q_5 : When did the series start? ...

A conversation over a KG contains a set of entities (“*The Lord of the Rings: The Rings of Power*”, “*Amazon Prime Video*”), their relationships (“*aired on*”), and types (“*TV series*, *video streaming service*”). In ConvQA, users omit parts of the context in several follow-up turns ($Q_3 - Q_5$), and use ad hoc style (Q_2) [16, 17, 25, 34, 61, 67]. A part of the intent being left implicit, coupled with the use of informal language, make the answering of conversational questions more challenging than complete ones tackled in older and more established branches of QA [28, 64, 73, 76]. ConvQA has high contemporary interest [15, 33, 41, 58, 75], spurred on to a big extent by systems like ChatGPT that support a conversational interface.

Limitations of state-of-the-art. We quantify *robustness* in QA in terms of the number of distinct question formulations of a given intent, that a QA model can answer correctly: the higher this number, the more robust the model. Methods for conversational question answering (ConvQA) over KGs are usually trained and evaluated on benchmarks of gold-standard (question, answer) pairs [14, 25, 66, 67]. Such a paradigm limits *robust learning* by being restricted to question formulations roughly seen during training time. One approach in QA to demonstrate generalizability is to train and evaluate models on multiple benchmarks [33, 38, 48]. This only addresses the problem partially: the training and evaluation are still limited to surface forms seen in any of the benchmarks. A particular aspect of existing benchmarks, that is attributable to their construction choices via graph sampling [66] or crowdsourcing guidelines [12, 14], is that they often do not contain sloppy question formulations that could be asked by real users in the wild.

In the example conversation, Q_4 is phrased in a very casual way, asking for Isildur's actor in the LOTR movie trilogy (Peter Jackson directed the LOTR movies). With this difficult input, the

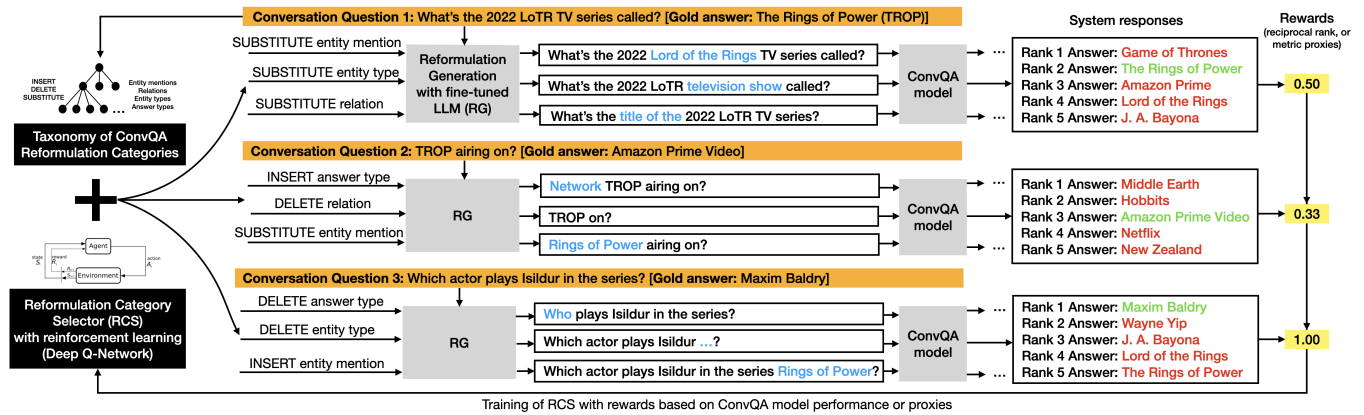


Figure 1: Performance-guided reformulation generation in REIGN, illustrated through our running example conversation.

QA system may give a wrong response. A seemingly natural approach to counter such effects would be to have the QA system automatically reformulate the question into a more complete version [3, 9, 10, 62, 75, 83], such as *Which actor played the role of Isildur in the Lord of the Rings movie trilogy directed by Peter Jackson?* – this kind of run-time question rewriting to a complete natural language form in a deployed system may sometimes work, but adds inference-time overhead and may not improve performance [30]. **Approach.** We take a different route: instead of reformulating a conversational question at inference time, we strengthen the training of the ConvQA model by exposing it upfront to a larger variety of intent-preserving surface forms for the same training sample. Examples of such syntactic variations representing the same question semantics are in Fig. 1, for $Q_1 - Q_3$ (original questions in orange boxes, perturbed zones in reformulations in blue). With this more diverse training data, the ConvQA model learns to cope better with different syntactic formulations.

Our reformulations are created from first principles. We propose a taxonomy of reformulation categories for ConvQA, that systematically manipulates parts of a given conversational question based on string edit operations. For each category, we generate noisy supervision data to fine-tune an LLM, that then serves as our reformulation generator (RG, gray boxes). New lexico-syntactic forms in reformulations originate via use of a rich set of aliases in KGs, and world knowledge in LLMs.

Given that our generated instances are noisy, it is unlikely that for a given question, all categories of reformulations would improve the ConvQA model’s performance. As a result, for each question, we would like to judiciously select a few of these that are most beneficial. So we pass generated reformulations to the QA model we wish to improve, and obtain ranked answer lists as responses – shown in boxes with green (correct) and red (incorrect) answers in the right half of Fig. 1. The model’s answer performance metrics (or proxies) are used as rewards (yellow boxes) to train a Reformulation Category Selector (RCS) with Deep Q-Networks [49], a form of RL that approximates value functions. The trained RCS is then used as a means for model-specific data augmentation: it selects only the top-k reformulations that would be used for additional training data for the QA model for maximum performance improvement. Instances of such question-specific categories are in Fig. 1 (left half).

This entire framework, termed REIGN, (REINforced reformulation GeNeration) is the main contribution of this work.

Evaluation. To assess the benefits of REIGN, we perform experiments against two state-of-the-art baselines: CONQUER [35] based on reinforcement learning, and EXPLAIGNN [15] based on graph neural networks. Note that REIGN operates by model-aware training on top of these baselines. For test data, we leverage the generative ability of ChatGPT (GPT-3.5) as a proxy to obtain human-like reformulations at scale: each original question is augmented with 20 distinct reformulations.

Contributions. This work calls for more robust training and evaluation of ConvQA models, our salient contributions being:

- A novel taxonomy of question reformulations for ConvQA over KGs, based on string edit distance;
- A reinforcement learning model with Deep Q-Networks, that selects helpful reformulations of conversational questions guided towards better QA performance;
- About 335k conversational question reformulations of test cases in two ConvQA benchmarks, suitable for rigorous evaluation of future models;
- The REIGN framework with reusable components that judiciously augments benchmark training tailored to specific ConvQA models. All code is at <https://reign.mpi-inf.mpg.de>.

2 CONCEPTS AND NOTATION

Salient notation is in Table 1 (some concepts introduced in Sec. 3).

Knowledge graph. A knowledge graph (KG) consists of a set of real-world objective facts. Examples of large curated KGs (equivalently, knowledge bases or KBs) include Wikidata [78], DBpedia [4], YAGO [69], or industrial ones (e.g., Google KG).

Fact. A KG fact is an SPO (subject, predicate, object) triple, where a subject is an **entity** (Lord of the Rings); an object is another entity (Maxim Baldry), a **type** (TV Series), or a **literal** (01 September 2022); and a **predicate** is a relationship (cast member) between the subject and the object. Compound facts involving more than two entities or literals are stored as a main triple and additional (predicate, object) pairs (referred to as “qualifiers” in Wikidata [78]). For example, the main triple $\langle \textit{The Rings of Power}, \textit{cast member}, \textit{Maxim Baldry} \rangle$ has a qualifier $\langle \textit{character role}, \textit{Isildur} \rangle$.

Notation	Concept
$C, t \in \{1, 2, \dots\}$	Conversation, conversational turn
$Q = \langle q_1 \dots q_n \rangle, A$	Question and its tokens, Answer
Q_t, A_t	Question and answer at turn t
$\{Q_t^i\}$	Reformulations of question Q_t
$\{RC_t^i\}$	RCS-predicted reformulation categories for Q_t
$s \in S$	RCS states
$a \in \mathcal{A}$	RCS actions
\mathcal{R}_t^i	RCS reward for Q_t^i
$\Phi(\langle q_1 \dots q_n \rangle)$	Function to map $\langle q_i \rangle$ to state space
$M(s, \mathcal{A})$	Action masking vector
$Q(s, a)$	Q-value (expected reward) for a in s
$Q^*(s, a)$	Optimal Q-value
π	RCS policy
α	Step size in Q-Learning
γ	Discount factor in Q-Learning
W_1, W_2	Weight matrices in RCS Deep Q-Network
h	Hidden vector size
d	Dimensionality of input encoding vector
$Prob(\cdot)$	Probability
τ	Boltzmann temperature for action sampling

Table 1: Notation for concepts in REIGN.

Conversation. A conversation C consists of a sequence of $\langle Q_t, A_t \rangle$ turns around a topic of interest. An example is in Sec. 1.

Intent. An intent is a specific information need: a conversational question and its reformulations share the same intent. In this work, each training and test question in a benchmark represents a unique intent: the reformulations of the training and test cases have different surface forms while preserving the original intent.

Question. A question Q manifests an intent and consists of a sequence of tokens $\langle q_1 \dots q_n \rangle$. Q can either be complete (explicit expression of intent), like *What’s the 2022 LOTR TV series called?* (Q_1), or incomplete (implicit expression of intent), like *And who in the Jackson trilogy?* (Q_4).

Answer. An answer A is a response to the information need in question Q (Harry Sinclair is the answer A_4 to Q_4). In this work, an answer can be a KG entity, a type, or a literal. An answer here can be a ConvQA model’s response or a gold answer from a benchmark.

Reformulation. A question reformulation is obtained by transforming a question into a different surface form with the same intent. A reformulation is generated using an $\langle operation, operand \rangle$ pair and the original question. Here, *operations* could be {insertion, deletion, substitution}, while *operands* could be {entities, predicates, question entity types, expected answer types}. An example transformation is adding an answer type to question Q_2 : *TROP airing on?*, to produce the reformulation Q_2^1 : *Network TROP airing on?*

Mention. A mention refers to a sequence of tokens in Q that is the surface form of a KG item (entity, predicate, or type). A mention of a predicate is referred to as a relation. For example, in Q_2^1 : *Network TROP airing on?*, “Network”, “TROP”, and “airing on” are mentions of KG answer type video streaming service, KG entity The Rings of Power (TROP), and KG predicate original broadcaster, respectively.

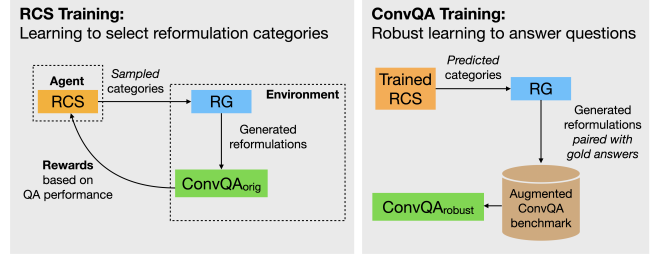


Figure 2: Workflow of REIGN: RCS is trained by reinforcement learning, and RG by supervised learning.

3 THE REIGN FRAMEWORK

An overview of the workflow in the proposed REIGN architecture is depicted in Fig. 2. The pipeline consists of three trainable models, where the first two are our contributions:

- A **reformulation category selector (RCS) model**, that takes a question Q_t as input, and produces a reformulation category RC_t^i for transforming Q_t , as output;
- A **reformulation generator (RG) model**, that takes some Q_t and RC_t^i as input, and produces a reformulation Q_t^i of Q according to RC_t^i , as output;
- An **external ConvQA model**, that takes some Q_t as input, and produces a ranked list of answers $\langle A_t \rangle$ as output.

Reinforcement learning (RL) is used to train the RCS model (Deep Q-Networks [49] in this work), with the goal of learning to select the most suitable transformation categories given a specific question, using existing QA performance metrics or suitable alternatives as reward signals. The categories come from our novel reformulation taxonomy. The RG model is trained with (distantly) supervised learning (SL), using an LLM (BART in our case [39]) fine-tuned with questions paired with a specific category and the resulting reformulation in the form $\langle (Q_t, RC_t^i); Q_t^i \rangle$. This is distant supervision in the sense that the reformulations used for fine-tuning are generated in a noisy manner using rules following our taxonomy, and are not human reformulations. The ConvQA model used could be trained with SL [15, 33, 67] or RL [35], according to its original training paradigm. In Fig. 2, the original model ConvQA_{orig} is trained with $\langle Q_t, A_t \rangle$ pairs in a ConvQA benchmark, while the more robust model ConvQA_{robust} is trained on additional QA pairs where the reformulations $\{Q_t^i\}$ for a specific Q_t are also paired with the original gold answer A_t . We now describe each component.

4 REFORMULATION CATEGORY SELECTOR

4.1 Reformulation taxonomy

Categories. We propose a taxonomy of reformulations, a topic that has mostly been treated as monolithic in past work [9, 27, 35]. To begin with, observe that a reformulation of a conversational question is a *modification* of its basic *parts*. Thus, a systematic generation of reformulations involves an understanding of these parts and meaningful modifications. For (Conv)QA over KGs, these basic question components comprise mentions of one or more entities, their types, predicates, and expected answer types. In analogy with string edit operations, our modifications include insertion, deletion and substitution. Transposition could be another basic operation,

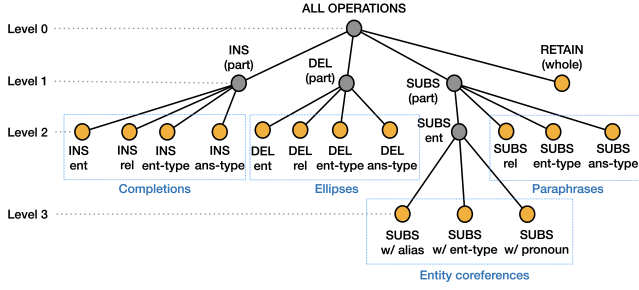


Figure 3: Taxonomy of reformulation categories. Legend: part = question-part; INS = Insert, DEL = Delete, SUBS = Substitute; ent = entity mention, rel = relation, ent-type = entity type mention, ans-type = answer type mention; w/ = with.

but we do not consider that in this work as reordering question phrases has little effect on several retrieval models. Viewing these three operations and the four parts of a question as operands, we obtain a taxonomy as shown in Fig. 3, where reformulation categories are leaf nodes (marked orange). Examples are “INSERT entity-type”, “SUBSTITUTE relation”, and “DELETE relation”. Note that we require our reformulations to be *intent-preserving*: this imposes constraints on what we can insert or substitute in the original question. We cannot, for example, replace an entity or relation by a different one – that would disturb the semantics of the conversation as a whole. **Phenomena.** As shown with dashed boxes in Fig. 3, our taxonomy subsumes several classes of conversational phenomena:

- Insertions *complete* the question to a more intent-explicit form;
- Deletions cause *ellipses* in context;
- Substitutions create *paraphrases*;
- Substituting entity mentions specifically leads to *coreferencing*.

The last operation can be sub-divided into three categories as per the case of substitution with a pronoun (“TROP” \mapsto “it”) or with its type (“TROP” \mapsto “the series”) or with an alias (“TROP” \mapsto “Rings of Power”). A special case in our taxonomy is the operation “RETAIN whole question”, where the question is left as such: it can be considered as a degenerate reformulation. Finally, we have 15 reformulation categories, corresponding to these leaf nodes.

4.2 Training the RCS model

Overall idea. Given an input question and the taxonomy, we would like the Reformulation Category Selector (RCS) model to suggest some categories so that training with reformulations that belong to these categories would lead to better QA performance *metrics*. This, in turn, means that we would like the RCS to estimate *values* that correspond as much as possible to such metrics. This motivates us to use Deep Q-Networks (DQN) [49], a reinforcement learning approach that directly learns a value function approximator using QA metrics as rewards. The estimate of the value of a (state, action) pair is in turn used to infer the policy for predicting or sampling actions. This is in contrast to the relatively more popular choice of learning policy gradients that directly model action probabilities given an input state (for example, the REINFORCE algorithm [79]).

Concretely, we employ DQNs to train an agent (the RCS model) to select actions ($a \in \mathcal{A}$) (reformulation categories) given a current state ($s \in \mathcal{S}$) (the input question Q_t). The agent interacts

with an environment (the reformulation generator and the ConvQA model, described later). This environment provides the next state $s' \in \mathcal{S}$ (the generated reformulation Q_t^i) and a reward \mathcal{R} (QA performance metric) to the agent. This is a Markov Decision Process (MDP) comprising states, actions, the transition function, and rewards ($\mathcal{S}, \mathcal{A}, \delta, \mathcal{R}$), where the individual parts are defined next. Algorithm 1 shows the precise steps of applying Deep Q-Learning in the RCS model.

States. A state $s \in \mathcal{S}$ is defined by a conversational question, represented by its encoding with function Φ : $s = \Phi(Q)$ (lines 3, 7 in Algorithm 1; BERT [19] embeddings in our experiments, averaged over each question token, and over all hidden layers).

Actions. The set of actions \mathcal{A} corresponds to the 15 reformulation categories from our taxonomy. Note that every action (category) may not be available at every state. For instance, when a question does not have any mention of an entity type, it is not meaningful to apply the actions of deletion or substitution of an entity type. Therefore, we use *action masking* as follows to allow only *valid actions* to be chosen given the current state (when this information is available). A masking vector $M(s, \mathcal{A})$ that has ones at indices corresponding to valid actions, and zeros elsewhere, is element-wise multiplied with the vector containing learnt probabilities of actions at a given state.

Transitions. The transition function δ is deterministic and updates the state $s \in \mathcal{S}$ by applying one of the actions $a \in \mathcal{A}$, resulting in a new state $s' \in \mathcal{S}$ that corresponds to the encoding of the reformulation Q_t^i . The resulting reformulation is obtained by invoking the RG model (line 6 in Algorithm 1).

Rewards. The reward \mathcal{R} models the quality of the chosen action, and guides the agent towards its goal, which here is an improved answering performance. When a selected category leads to a reformulation on which the ConvQA model obtains *better performance than the original question*, the agent should get a high reward, and vice versa (line 8 calls the ConvQA model for this reward). Thus, an obvious choice here is to use any desired QA performance metric as the reward. We use the reciprocal rank (RR) [76] metric in this work, that is the reciprocal of the first rank at which a gold answer is found. We use it for the following reasons: (i) we have binary relevance of response entities, either correct (1) or incorrect (0); (ii) we deal with factoid QA, and there are usually only a few correct answers (typically between one and three for the benchmarks used). Formally, this reward based on *reciprocal rank difference* is computed as:

$$\mathcal{R} = \text{ReciprocalRank}(\langle A_t^i \rangle) - \text{ReciprocalRank}(\langle A_t \rangle) \quad (1)$$

where $\langle A_t \rangle$ and $\langle A_t^i \rangle$ are the ranked lists of responses by the ConvQA model to Q_t and Q_t^i , respectively. If the correct answer was not found in the top few positions (five in our experiments), then we set the reciprocal rank value to -1 . The range of this reward then lies in the closed interval $[-2, +2]$. Since this nicely corresponds to a symmetric positive reward and punishment in respective cases of success and failure, we do not perform any further reward normalization. Note, however, that our framework can be used with any metric of choice: the use of RL removes the dependency on the metric being differentiable.

Algorithm. As motivated before, we use Deep Q-Networks (DQN) as our RL algorithm, which is a *model-free, value-based method* that

learns to predict so-called Q-values $Q(s, a)$ for each state-action pair to quantify the usefulness of taking action a in state s under a policy π [49]. The policy is a function mapping states to actions based on the Q-values. The main update step in Q-Learning is:

$$Q(s, a) \leftarrow Q(s, a) + \alpha \cdot [\mathcal{R} + \gamma \cdot \max_{a'} Q(s', a') - Q(s, a)] \quad (2)$$

where α is the step size and γ is the discount factor that determines how much influence the next state’s estimate has on the current state. The term $[\cdot]$ is called TD target. $Q(s, a)$ is randomly initialized, except for terminal states, where this is zero. In practice, the parameters of the DQN are updated batch-wise (lines 10 – 18). A batch consists of a set of *experiences*: each experience is a tuple of the form (s, a, s', r) (line 9). The updated parameters θ are obtained by calculating the Mean-Squared Error between the TD target and the current Q-values of each state-action pair in the batch (line 19). The objective function is to maximize the expected reward:

$$Q^*(s, a) = \max_{\pi} Q_{\pi}(s, a) = \max_{\pi} \mathbb{E}_{\pi} [\mathcal{R} | s, a] \quad (3)$$

where $Q^*(s, a)$ is the optimal Q-value for a specific $\langle s, a \rangle$ pair. Since our state space is large, we cannot directly learn tabular entries for each $\langle s, a \rangle$ pair, as was typical in more traditional RL setups. Instead, Q-values are predicted via a neural Q-network with trainable parameters θ (a two-layer feed-forward network in our case):

$$Q_{\theta}(s, \langle a \rangle) = M(s, \mathcal{A}) \circ (\mathbf{W}_2 \times \text{ReLU}(\mathbf{W}_1 \times s)) \quad (4)$$

where $Q_{\theta}(s, \langle a \rangle)$ is a function returning a vector of size $|\mathcal{A}|$ and stores the obtained values for every action $a \in \mathcal{A}$ given some $s \in \mathcal{S}$; $s \in \mathbb{R}^{d \times 1}$; d is the size of the input encoding vector; $\mathbf{W}_1 \in \mathbb{R}^{h \times d}$, $\mathbf{W}_2 \in \mathbb{R}^{|\mathcal{A}| \times h}$ are the weight matrices; $M(s, \mathcal{A}) \in \mathbb{R}^{|\mathcal{A}| \times h}$ is the action mask; and hidden size h is a tunable hyperparameter. ReLU is the non-linear activation function.

During training, the agent needs to explore different actions in each state via sampling. In this work, we sample from a Boltzmann distribution to enable such exploration (line 5). A Boltzmann distribution is parameterized by a temperature τ that we can use to conveniently control the degree of exploration:

$$\text{Prob}(a^{\text{sample}} | \tau) = \frac{e^{Q_{\theta}(s, a^{\text{sample}}) / \tau}}{\sum_{a \in \mathcal{A}} e^{Q_{\theta}(s, a) / \tau}} \quad (5)$$

A τ -value close to zero means taking the best action (with highest reward at this point) greedily more often, whereas larger values (τ is unbounded) make the actual Q-values less relevant and result in a random policy.

4.3 Applying the RCS model

We train the RCS on the development set¹ of a ConvQA benchmark, and apply it on the questions in the training set. At *RCS inference time*, the agent follows a greedy policy π with respect to Q-values, and typically chooses an action a^{greedy} in a state s as below:

$$a^{\text{greedy}} = \pi_s = \arg \max_{a \in \mathcal{A}} Q(s, a) \quad (6)$$

¹In this work, we reuse ConvQA benchmark development sets for training the RCS model, fine-tuning the RG model, adjusting hyperparameters for all models, and selecting best REIGN configurations. We intentionally avoid large-scale learning of RCS and RG on train sets to stress-test generalizability of REIGN components: only the QA model is learnt from the full train set. Further, any kind of leakage to test sets is thereby precluded for all models.

Algorithm 1: Deep Q-Learning in RCS model

Input: Sequence of conversational questions $\langle Q \rangle$, step size ($\alpha > 0$), discount factor ($\gamma > 0$), Boltzmann temperature ($\tau > 0$), size of update (*batchSize*), initial DQN parameters θ
Output: Updated DQN parameters θ

- 1 *experience* $\leftarrow \langle \rangle$ ▶ Initialize experience queue
- 2 **foreach** $Q_t \in \langle Q \rangle$ **do**
- 3 $s \leftarrow \Phi(Q_t)$ ▶ Encode question
- 4 $Q_{\theta}(s, \langle a \rangle) = M(s, \mathcal{A}) \circ (\mathbf{W}_2 \times \text{ReLU}(\mathbf{W}_1 \times s))$ ▶ Get Q-values for actions in s
- 5 $a^{\text{sample}} \sim \text{Prob}(\mathcal{A}, \tau)$ ▶ Use Eq. 5
- 6 $Q_t^{\text{sample}} \leftarrow \text{RG}(\langle Q_1 \dots A_{t-1} Q_t RC_t^{a^{\text{sample}}} \rangle)$ ▶ Invoke RG
- 7 $s' \leftarrow \Phi(Q_t^{\text{sample}})$ ▶ Encode reformulation
- 8 $r \leftarrow \mathcal{R}(\text{ConvQA}(Q_t))$ ▶ Invoke ConvQA to obtain reward
- 9 *experience*.enqueue($s, a^{\text{sample}}, s', r$) ▶ Store experience
- 10 **if** $|\text{experience}| \geq \text{batchSize}$ **then**
- 11 *batch* $\leftarrow \text{experience}$.dequeue(*batchSize*)
- 12 $q^{\text{batch}} \leftarrow \langle \rangle$ ▶ Initialize queue for storing Q-values
- 13 $q^{\text{targets}} \leftarrow \langle \rangle$ ▶ Initialize queue for storing TD targets
- 14 **foreach** $(s, a, s', r) \in \text{batch}$ **do**
- 15 q^{batch} .enqueue($Q_{\theta}(s, a)$)
- 16 q^{targets} .enqueue($r + \gamma \cdot \max_{a'} Q_{\theta}(s', a')$)
- 17 **end**
- 18 $\theta \leftarrow \theta + \alpha \nabla 1 / \text{batchSize} \cdot \sum_{i=0}^{\text{batchSize}} (q_i^{\text{targets}} - q_i^{\text{batch}})^2$
- 19 **end**
- 20 **return** θ

In our case, the RCS predicts the top- k reformulation categories $\{RC_t^i\}$ for each training question Q_t , which the RG picks up to actually generate the new question variants $\{Q_t^i\}$.

5 REFORMULATION GENERATOR

5.1 Training the RG model

Basic setup. The reformulation generator (RG) is implemented by fine-tuning a pre-trained LLM for sequence generation (BART [39] in our case). BART is especially effective when information is both copied from the input plus perturbed with noise, to generate the output autoregressively [39]: this is exactly the setup in this work. The concatenation of the conversation history $\langle Q_1 A_1 \dots Q_{t-1} A_{t-1} \rangle$, the current question Q_t , and a special reformulation category tag (“rc1”, “rc2”, ... “rc15”) constitute the input, and the category-specific reformulation is the output.

Noisy data for fine-tuning. We generate fine-tuning data for the BART model through *distant supervision*. This is a noisy process, but the alternative of strong supervision would entail the use of human-generated reformulations. This would be expensive to obtain at scale (benchmarks like CONVREF [35] contain a relatively small number of unique reformulations, and lack category labels). Further, given a conversational question, an average crowdworker is not likely to be able to come up with several diverse and distinct reformulations for each category. Specifically, we adopt the following strategy. Given a question, we run the recently proposed CLOCQ

API [13] to obtain mentions and disambiguations of entities and predicates. Types are also essentially entities and hence detected in this step: one can detect whether an entity is a KG type by searching the KG for a fact where this entity is an object and the predicate indicates a type relationship (instance of in Wikidata). We look up KG types of disambiguated question and answer entities to decide if the detected type mentions correspond to question entity types or expected answer types.

Once we have mentions and their disambiguations, we can apply our transformations from the taxonomy (Fig. 3) on input questions. Deletion is straightforward: the mention is simply removed the question token sequence. For substitution, the main decision to make is the source of alternative surface forms for the linked KG items. We use aliases in curated KGs for synonyms of entities and predicates, a rich and precise yet relatively under-explored source. Substitution happens in-place: the source mention is replaced by the target mention from the KG alias list in its corresponding position in the question. Each unique alias results in a unique transformation possibility. Pronoun replacements for human entities are performed by looking up their gender in the KG. For insertions, the main concern is the position of insertion in the question: (i) mentions of answer types and relations are inserted just after the *wh*-question word; (ii) mentions of entity types are inserted just before the respective entity; and (iii) entity mentions are inserted at the end of the question. Exact details are in our source code repository.

5.2 Applying the RG model

The BART model is fine-tuned on distantly supervised data generated with the ConvQA dev set. It is then applied on the train set where a question and a category from the RCS are already available.

6 CONVERSATIONAL QUESTION ANSWERING

6.1 Training the ConvQA model

A ConvQA model is trained on sequences of $\langle Q_t, A_t \rangle$ pairs. In the original training mode, QA pairs are directly used from the benchmark train sets. This original or initial QA model is used to collect rewards for the RCS in one pass over the dev set (as mentioned earlier, the QA dev set is used to train the RCS model). After the trained RCS and RG models generate the reformulations for each training question, these reformulations are paired with the corresponding gold answer of the original training question. These new (reformulation, gold answer) pairs are added to the benchmark, and the ConvQA model is trained again on this augmented resource. This model is expected to be more robust than the original model (original and robust models are marked ConvQA_{orig} and ConvQA_{robust} in Fig. 2, respectively).

6.2 Applying the ConvQA model

The trained ConvQA model is directly applied to the questions in test sets at *answering time* to produce ranked lists of entities.

7 EXPERIMENTAL SETUP

Benchmarks. As shown in Table 2, we use two ConvQA benchmarks: CONVMIX [14] (more recent) and CONVQUESTIONS [12] (more popular). These contain realistic questions from crowdworkers. We obtained 20 reformulations from ChatGPT (gpt-3.5-turbo

Benchmark	Train	Dev	Test	GPT-Test
CONVMIX [14]	8.4k (1680)	2.8k (560)	4.8k (760)	100.8k (760)
CONVQUESTIONS [12]	33.6k (6720)	11.2k (2240)	11.2k (2240)	235.2k (2240)

Table 2: Benchmark sizes as #questions (#conversations). Reformulations are also counted as individual questions to be answered. Questions for the GPT-Test sets subsume the original test questions.

model) for each test question in these benchmarks, with ten each from two different settings: (i) one asked for reformulations with access to the full conversation history (previous questions and gold answers), and (ii) the other only with the current question. Examples are in Table 3. All GPT-generated reformulations are available at our website <https://reign.mpi-inf.mpg.de>. For prompting GPT, we tried a few alternatives. We saw that examples did not have a noticeable effect on the generations. Thus, we used the following zero-shot prompt (the ‘History’ line is omitted for generating the variants without history) and set the temperature value to zero, for obtaining deterministic behavior (as far as possible):

```
Reformulate the ‘Question’ 10 times in a short, informal way. Assume
third person singular if not obvious from the question.
‘History’: {CONVERSATION HISTORY}
‘Question’: {QUESTION}
‘Reformulation’:
```

The second sentence was used to avoid generations like *Your place of birth?* instead of the correct *His ...?* or *Her ...?* There are *no duplicates* in any of the ChatGPT reformulations. Conversations in CONVQUESTIONS are generated by permuting questions from a seed set of 700 conversations: we used only the train set for this seed (420 conversations) for training ConvQA models, to decouple the effect of data augmentation inherent in the benchmark.

Baselines. ConvQA models belong to two families, one based on *history modeling*, and the other on *question completion* (Sec. 9). We choose one open-source system from each family for KG-QA: CONQUER [35] (history modeling with context entities, with RL) and the very recent EXPLAIGNN (completion to an intent-explicit structured representation, with GNN). EXPLAIGNN was built for heterogeneous sources, and we use the KG-only model, in line with our setting. Default configurations were used for both systems.

Metrics. All methods produce ranked lists of entities with binary relevance. We thus used three appropriate KG-QA metrics [64]: Precision@1 (**P@1**), Mean Reciprocal Rank (**MRR**), and whether a correct answer is in the top-5 (**Hit@5**). We define a new metric **Robust**, that computes, for each question, the number of reformulations (out of 20 here) correctly answerable by a ConvQA model, averaged over the number of test intents. The higher this value, the more robust the model. Statistical significance (*) is conducted via McNemar’s test for binary variables (P@1 and Hit@5), and 2-tailed paired *t*-test otherwise (MRR, Robust), with $p < 0.05$.

Initializing REIGN. We use Wikidata as our KG: all models use the dump from 31-01-2022. We use BART (bit.ly/3N9WPVj, for RG), and BERT (bit.ly/3NkKRsd, for state encoding in RCS) implementations from Hugging Face. As history input to BART, we used only the first and previous turns of the conversation [59, 75]. Hyperparameters for the Deep Q-Network in the RCS were tuned on the CONVMIX dev set: $d = 768$, hidden size $h = 128$, Boltzmann temperature $\tau = 0.3$, discount factor $\gamma = 1.0$ (no decay for future

[Books] History: *How many Pulitzer Prizes has John Updike won? 2.*

Question: *Which was the first book to win him the award?*

Ref 1: *What book earned John Updike his first Pulitzer Prize?*

Ref 2: *What was the author's first book to win a Pulitzer?*

Ref 3: *Title of John Updike's first Pulitzer Prize-winning book?*

[Movies] History: *Which year did the Hobbit An unexpected journey released? 2012.*

Question: *What is the book based on?*

Ref 1: *What's the book about?*

Ref 2: *What's the book's topic?*

Ref 3: *What's the book's subject?*

[Music] History: *Which singer sang the number Single Ladies? Beyonce. What is the year of its release? 2008. Who is her spouse? Jay-Z. What is his date of birth? 4 December 1969.*

Question: *Was Kanye West a composer of the song?*

Ref 1: *Did Kanye West contribute to the lyrics of the song?*

Ref 2: *Did Kanye West perform the song with Beyonce?*

Ref 3: *Was Kanye West featured in the song?*

[TV series] History: *What is the release year of the TV series See? 2019.*

Question: *created by?*

Ref 1: *Who's responsible for it?*

Ref 2: *Who's the mastermind?*

Ref 3: *Who's the author?*

[Soccer] History: *Pele scored how many goals in international play? 77. Has he scored the most goals? No.*

Question: *Did Messi beat his goal total?*

Ref 1: *Did Messi surpass Pele's international goal record?*

Ref 2: *Has Messi scored more international goals than Pele?*

Ref 3: *Did Messi break Pele's goal-scoring record?*

Table 3: Examples of GPT reformulations for test sets.

rewards), step size $\alpha = 10^{-5}$, batch size = 10, and epochs = 5. The RG was trained for 3 epochs, and $2k$ examples from each reformulation category were used for fine-tuning BART. Both RCS and RG models are only trained on CONV MIX and applied *zero-shot* on CONV QUESTIONS. Five reformulation categories were selected by RCS for every question ($k = 5$). A single GPU (NVIDIA Quadro RTX 8000, 48 GB GDDR6) was used to train and evaluate all models. The TensorFlow Agents library is used for the RL components.

8 RESULTS AND INSIGHTS

8.1 Key findings

REIGN results in robust training. The four methods CONQUER, CONQUER + REIGN (CONQUER coupled with REIGN), EXPLAINNN, and EXPLAINNN + REIGN (EXPLAINNN coupled with REIGN) are evaluated on the two benchmarks CONV MIX and CONV QUESTIONS. Results on test sets are in Table 5. A clear observation is that methods interfaced with REIGN systematically outperform the original ConvQA models, on all test sets and metrics. While numbers are reported on the original test sets for completeness, results become much more significant on the GPT-test sets, with p -values of the order of 10^{-80}

[Books] History: *Which book won the 2017 Pulitzer Prize for Fiction? The Underground Railroad. subject of the book? Slavery in the United States. publisher of the novel? Doubleday.*

Question: *author of the fiction?*

Ref 1: *creator of the fiction? [SUBS rel]*

Ref 2: *Which individual is author of the fiction? [INS ans-type]*

Ref 3: *author of the fiction The Underground Railroad? [INS ent]*

[Movies] History: *Who was the director of The Lord of the Rings? Peter Jackson. Question: Who played Frodo Baggins?*

Ref 1: *Who Frodo Baggins? [DEL rel]*

Ref 2: *Who portrayed Frodo Baggins? [SUBS rel]*

Ref 3: *Who played Frodo Baggins in it? [SUBS pronoun]*

[Music] History: -

Question: *Formation year of the band U2?*

Ref 1: *Formation year of the rock band U2? [SUBS ent-type]*

Ref 2: *Which year is Formation year of the band U2? [INS ans-type]*

Ref 3: *Formation year of U2? [DEL ent-type]*

[TV series] History: *Who played as Marty in Ozark series? Jason Bateman. and Wendy Byrde? Laura Linney. who is the director of the series? Jason Bateman. How many episodes are in the series? 30.*

Question: *production company of the series?*

Ref 1: *production company of the series television series? [INS ent-type] (noisy)*

Ref 2: *production company of the series Ozark? [INS ent]*

Ref 3: *production house of the series? [SUBS rel]*

[Soccer] History: *What is the full name of footballer Neymar? Neymar da Silva Santos Junior. Birthplace of Neymar? Brazil. When was he born? 5 February 1992.*

Question: *Which club does he play now?*

Ref 1: *Which club does he play now association football player? [INS ent-type]*

Ref 2: *Which club does he play now Neymar? [INS ent]*

Ref 3: *Which Football team does he play now? [SUBS ans-type]*

Table 4: Examples of REIGN-generated reformulations along with respective reformulation categories, used for training.

(recall that these values are averaged over $\approx 100k$ - $200k$ cases, Table 2). Importantly, versions with REIGN score systematically higher on the *robustness metric* (Sec. 7), showing that the improved models are capable of handling more lexical and syntactic variations on average (differences higher for larger GPT-sets). ConvQA with these benchmarks and GPT reformulations are challenging: these values are far less than 21 (the *Robust* measure here lies between 0 and the number of reformulations per question including the original formulation, 21). We also computed the number of unique *intents* that *newly become answerable* ($P@1 = 1$ for at least one question or one of its reformulations) with REIGN: this is 115 (CONV MIX-GPT-set) and 407 (CONV QUESTIONS-GPT-set) for CONQUER, showing that our robust training can put more unique information needs within reach of the ConvQA model. Representative reformulations generated by REIGN and GPT are in Tables 4 and Table 3, respectively. On average, original questions, REIGN, and GPT-reformulations, are 5.9, 7.5, and 7.2 words long.

Benchmark →	ConvMix [14] Test			GPT-ConvMix Test				ConvQUESTIONS [12] Test			GPT-ConvQUESTIONS Test			
Method ↓	P@1	MRR	Hit@5	P@1	MRR	Hit@5	Robust	P@1	MRR	Hit@5	P@1	MRR	Hit@5	Robust
CONQUER [35]	0.218	0.272	0.337	0.173	0.224	0.287	6.531	0.236	0.287	0.360	0.197	0.245	0.304	6.447
CONQUER [35] + REIGN	0.245*	0.292*	0.346*	0.190*	0.236*	0.289*	7.035*	0.238	0.290*	0.371*	0.202*	0.252*	0.310*	7.224*
EXPLAIGNN [15]	0.370	0.438	0.526	0.278	0.346	0.433	10.983	0.271	0.355	0.466	0.219	0.290	0.382	8.400
EXPLAIGNN [15] + REIGN	0.384*	0.446*	0.531	0.295*	0.361*	0.448*	11.130*	0.318*	0.411*	0.529*	0.226*	0.302*	0.402*	8.925*

Table 5: Main results comparing REIGN-enhanced ConvQA models with their standalone versions. GPT-augmented test sets are 20x original sizes. REIGN is applied zero-shot on ConvQUESTIONS. The higher value per column per QA model is in bold.

Method ↓ / Domain →	Books	Movies	Music	TV series	Soccer
CONQUER [35]	0.227	0.175	0.159	0.141	0.163
CONQUER [35] + REIGN	0.239*	0.200*	0.167*	0.160*	0.184*
EXPLAIGNN [15]	0.298	0.287*	0.265	0.274	0.265
EXPLAIGNN [15] + REIGN	0.333*	0.283	0.301*	0.281*	0.275*

Table 6: Domain-wise P@1 results on GPT-ConvMix testset.

Method ↓ / Turn →	1	2	3	4	5	6-10
CONQUER [35]	0.205	0.193	0.177	0.184	0.160	0.133
CONQUER [35] + REIGN	0.210*	0.214*	0.194*	0.204*	0.184*	0.147*
EXPLAIGNN [15]	0.333	0.297	0.286	0.292	0.277	0.205
EXPLAIGNN [15] + REIGN	0.350*	0.318*	0.311*	0.305*	0.291*	0.216*

Table 7: Turn-wise P@1 results on GPT-ConvMix testset.

Row	Configuration	P@1	MRR	Hit@5	#Data
1	RCS (DQN, top-5) + RG (BART) [Full]	0.190	0.236	0.289	43.6k
2	RCS (DQN, top-3) + RG (BART)	0.184	0.231	0.288	30.5k
3	RCS (DQN, top-1) + RG (BART)	0.178	0.228	0.288	15.9k
4	No RCS (All cats) + RG (BART)	0.188	0.234	0.292	126k
5	No RCS (Random cats) + RG (BART)	0.182	0.232	0.293	42k
6	No RCS (Sample cats) + RG (BART)	0.185	0.231	0.287	41.9k
7	No RCS (INS part) + RG (BART)	0.183	0.230	0.288	42k
8	No RCS (DEL part) + RG (BART)	0.172	0.218	0.273	42k
9	No RCS (SUBS part) + RG (BART)	0.183	0.228	0.282	58.8k
10	No RCS + No RG (Question completion)	0.175	0.224	0.284	15.1k
11	No RCS + No RG (Question rewriting)	0.180	0.230	0.291	15.1k

Table 8: Large-scale effects of design choices in REIGN (with CONQUER on GPT-ConvMix, all differences systematic).

REIGN components are generalizable. Results on the ConvQUESTIONS benchmark showcase successful zero-shot application of REIGN modules. Given that the ConvQUESTIONS test sets are much larger than ConvMix (see Table 2), improved results over the original QA modules show that our RCS and RG modules, individually, are immune to idiosyncrasies in specific datasets.

Benefits of REIGN hold over domains and turns. We report drill-down results over five domains and individual conversation turns in Tables 6 and 7. We show that the benefits provided by reinforced reformulation generation are not limited to specific domains, or shallow conversation turns only.

8.2 In-depth analysis

In Table 8, we report in-depth analyses of the moving parts in REIGN, using CONQUER on the ConvMix-GPT-set. Trends with EXPLAIGNN and ConvQUESTIONS are similar. We do not use this table for making design choices – rather, we expose large-scale effects of sub-optimal configurations: hence the choice of a \approx 100k-GPT set instead of the typically small dev set.

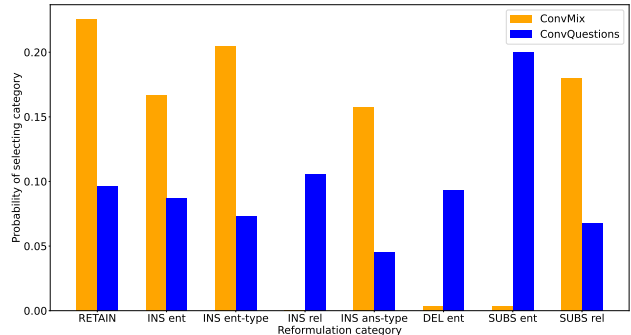


Figure 4: Common category predictions by the RCS DQN.

RCS with DQN is vital. First and foremost, we show that selecting reformulations with our DQN is necessary, and simply taking *all* noisy reformulations does not serve as a sledgehammer for performance improvement even at three times the number of data points used (Row 1 vs. Row 4). This makes a solid case for judicious augmentation. Using all reformulations does lead to higher answer recall as seen through the Hit@5 value, but at the cost of precise ranking. Using top-5 reformulations is a sweet spot for deploying the RCS (Row 1 vs. 2 and 3). Using higher numbers drastically increases the training time and often produces degenerate reformulations. Contrast against a *random* choice of categories inside the RCS is a natural experiment, and we find this to be sub-optimal (see P@1 in Row 5). Another stronger baseline is to *sample* $k = 5$ categories according to the Q-value distribution: this again falls short of a top- k prediction (Row 6).

The whole taxonomy matters. It may appear that using only insertion or substitution operations from the taxonomy may suffice for robust learning, but we find that considering all categories jointly (Row 1) is superior to using only individual “meta”-categories (INS, DEL SUBS in Rows 7–9). While using *only* deletion operations hurts performance the most (Row 8), it is thus clear that carefully removing parts of questions also contributes to a stronger model (for example, deleting an entity was considered to improve MRR 10% of the time on ConvQUESTIONS, presumably removing noise). Fig. 4 shows the union of the top-5 frequent predictions from our RCS DQN for the two benchmarks. Insertion of question entity types and expected answer types are generally useful for disambiguation, and substituting relations with aliases naturally makes the system more robust to predicate paraphrasing. The original question was retained 10 – 20% of the time.

Question rewriting is not enough. As discussed in Sec. 1, reformulating a conversational question into a more complete form at *answering time* is a prevalent approach in ConvQA. As such,

comparison with such rewriting or completion approaches is out of scope, as we focus on more robust *training*. Nevertheless, we explore the natural possibility of using completed forms of questions during training, as opposed to a set of noisy reformulations. The ConvMix benchmark [14] contains intent-explicit questions by the original crowdworkers who generated the conversations, and can thus be treated as gold standard completions. We found that this falls short of our proposed method (Row 1 vs. Row 10), as does question rewriting using T5 [42] (Row 1 vs. Row 11). Interestingly, corroborating findings from the BART experiments, noisy rewrites with T5 outperform human completions. Note that completion or rewriting entails *one* longer version of the question (hence $\approx 15k$ data points): we find that generating a *small set* of potentially incomplete variants with REIGN improves performance. **Intrinsic rewards also work well.** Our DQN uses differences in reciprocal ranks, computed from gold answers in benchmarks, as *extrinsic* rewards. A natural question is what happens in cases where such relevance assessments are not available. We thus explored an alternative of an *intrinsic* reward [10, 45] computed as the *difference* in the ConvQA *model's probabilities* of its top-1 answer for the reformulation and the original question [10, 45] (this is analogous to blind relevance feedback). On a positive note, this resulted in comparable performance on the ConvMix dev set (0.270 P@1 for extrinsic vs. 0.269 for intrinsic; 0.311 MRR for both).

Manual error analysis. The authors analyzed 10 reformulations from each category for both BART reformulations and the original fine-tuning data ($15 \times 10 \times 2 = 300$ in all), to look for potential issues. There were only minor problems detected for both scenarios. The concerns with BART were as follows: unintelligible intent (4 cases), hallucinations (5), wrong category applied (13), information removed unintentionally (15), transformation possible but not made (13), unsuitable entity or type added (4), and information already in the question was added again (5). The concerns with the initial noisy data can sometimes be traced back to incorrect processing of the benchmarks (Sec. 5.1), like wrong predicate (4 cases) and addition of information already present due to incorrect markup (4). Other errors include: intent changed (6), unsuitable types inserted (7 cases), and changes possible but not made (2).

GPT cannot replace the REIGN pipeline. It is a common trend nowadays to use LLMs like GPT at multiple points in pipelines. We thus checked whether the same ChatGPT model that generated our test set could actually replace the whole REIGN pipeline by directly generating reformulations for training questions. Importantly, we found that this underperforms REIGN when five reformulations are considered for each alternative, on the original CONVMIX dev set (evaluation of GPT reformulations on GPT test sets could result in undesirable biases): 0.270 P@1 for REIGN vs. 0.261 for GPT (CONQUER), and 0.423 for REIGN vs. 0.405 for GPT (EXPLAIGNN). Note that the GPT reformulations are *model-agnostic*: this shows that reformulations generated with *model-aware performance feedback* is indeed a better choice for robust training.

9 RELATED WORK

Conversational question answering. ConvQA [11, 12, 63, 64, 66] can be viewed as a research direction under the umbrella of conversational search [16, 53, 84], with natural-language utterances

as input. Answers are crisp entities [25, 33], sentences [5], or passages [17, 58]. Methods proposed belong to two major families; they either (i) derive a *self-contained version* of the question that can be handled by a standard QA system (referred to as rewriting [10, 29, 36, 62, 75, 83], resolution [37, 77], or even reformulation [50, 74], in different works), or (ii) *model the history* as additional context to answer the current question [24, 26, 35, 57, 59, 60, 70]. REIGN is not a QA model by itself, but can improve the performance of any given ConvQA system: we demonstrate this by choosing one method from each family of approaches in our experiments [15, 35]. In this work, we enhance conversational QA over KGs [25, 31–33, 54, 67], where answers are small sets of entities.

Robustness in QA. Improving the robustness or generalizability of ConvQA models has not seen much dedicated activity: work has mostly been limited to specific benchmarks of choice [12, 14, 25, 66, 67]. Implicitly, authors have tried to prove robust behavior by the use of multiple benchmarks [33, 38, 48], or zero-shot application of models to new benchmarks [15]. *Data augmentation*, given one or more benchmarks, is one of the prominent approaches for increasing model robustness in QA [5, 6, 44, 56, 65, 68, 81]. Our work stands out as model-specific data augmentation, a philosophy for effective training by trying to fill “gaps” in a specific model’s learned behavior, instead of feeding in a very large volume of noisy data to all models. Some recent works in QA over text investigate model robustness by perturbing input passages [24, 51], while we tap into question reformulations as a perturbation on the question-side.

Reformulations in search and QA. Work on question or query reformulations in search [40, 52, 55, 80], QA [9, 27, 35, 47, 71], and recommenders [85], can be broadly positioned in a 2×2 space according to the definition of a reformulation:

- Rephrasing (of the same intent) [20, 21, 35, 72] *versus* refinement (into a variation of the previous intent) [46, 47, 52, 85].
- Using for better training [40, 55] *versus* using for better inference [9, 18, 52, 80].

This work falls into the *rephrasing-for-training* quadrant, viewing reformulations as rephrased user utterances for the current question in a conversation, and leveraging these for training a more robust model. Early work on automatic acquisition of query reformulation patterns [47, 71, 72, 80], or on *paraphrasing* for improving model robustness [1, 2, 8, 20–23], did not account for answers from previous turns, and more generally, did not address the specific difficulty of incomplete and ad-hoc user utterances in conversations.

10 CONCLUSION

This work contributes a method that makes conversational question answering models more robust with generated reformulations that are specifically *guided* towards better QA performance. The proposed framework judiciously picks the most suitable choices for enhanced training, as opposed to brute-force data augmentation with all possible reformulations. Experiments with two state-of-the-art ConvQA methods demonstrate benefits of the REIGN method.

ACKNOWLEDGMENTS

We thank Philipp Christmann from the Max Planck Institute for Informatics for useful inputs at various stages of this work.

ETHICAL CONSIDERATIONS

There are no negative ethical and societal concerns arising from this work. The questions and reformulations are based on public benchmarks, and do not contain any sensitive or personally identifiable information (PII). Prompts for ChatGPT are not meant to evoke adversarial, hateful, or malicious responses. Security, safety, and fairness concerns are not applicable as well.

REFERENCES

- [1] Abdalghani Abujabal, Rishiraj Saha Roy, Mohamed Yahya, and Gerhard Weikum. 2018. Never-ending learning for open-domain question answering over knowledge bases. In *WWW*.
- [2] Abdalghani Abujabal, Rishiraj Saha Roy, Mohamed Yahya, and Gerhard Weikum. 2019. ComQA: A Community-sourced Dataset for Complex Factoid Question Answering with Paraphrase Clusters. In *NAACL-HLT '19*.
- [3] Raviteja Anantha, Svitlana Vakulenko, Zhucheng Tu, Shayne Longpre, Stephen Pulman, and Srinivas Chappidi. 2020. Open-Domain Question Answering Goes Conversational via Question Rewriting. In *arXiv*.
- [4] Sören Auer, Christian Bizer, Georgi Kobilarov, Jens Lehmann, Richard Cyganiak, and Zachary Ives. 2007. DBpedia: A nucleus for a Web of open data. *The Semantic Web (2007)*.
- [5] Ashutosh Baheti, Alan Ritter, and Kevin Small. 2020. Fluent Response Generation for Conversational Question Answering. In *ACL*.
- [6] Max Bartolo, Tristan Thrush, Robin Jia, Sebastian Riedel, Pontus Stenetorp, and Douwe Kiela. 2021. Improving Question Answering Model Robustness with Synthetic Adversarial Data Generation. In *EMNLP*.
- [7] Hannah Bast and Elmar Haussmann. 2015. More accurate question answering on Freebase. In *CIKM*.
- [8] Jonathan Berant and Percy Liang. 2014. Semantic parsing via paraphrasing. In *ACL*.
- [9] Christian Buck, Jannis Bulian, Massimiliano Ciaramita, Wojciech Gajewski, Andrea Gesmundo, Neil Houlsby, and Wei Wang. 2018. Ask the right questions: Active question reformulation with reinforcement learning. In *ICLR*.
- [10] Zhiyu Chen, Jie Zhao, Anjie Fang, Besnik Fetahu, Oleg Rokhlenko, and Shervin Malmasi. 2022. Reinforced question rewriting for conversational question answering. *arXiv (2022)*.
- [11] Eunsol Choi, He He, Mohit Iyyer, Mark Yatskar, Wen-tau Yih, Yejin Choi, Percy Liang, and Luke Zettlemoyer. 2018. QuAC: Question answering in context. In *EMNLP*.
- [12] Philipp Christmann, Rishiraj Saha Roy, Abdalghani Abujabal, Jyotsna Singh, and Gerhard Weikum. 2019. Look before you Hop: Conversational Question Answering over Knowledge Graphs Using Judicious Context Expansion. In *CIKM*.
- [13] Philipp Christmann, Rishiraj Saha Roy, and Gerhard Weikum. 2022. Beyond NED: Fast and Effective Search Space Reduction for Complex Question Answering over Knowledge Bases. In *WSDM*.
- [14] Philipp Christmann, Rishiraj Saha Roy, and Gerhard Weikum. 2022. Conversational Question Answering on Heterogeneous Sources. In *SIGIR*.
- [15] Philipp Christmann, Rishiraj Saha Roy, and Gerhard Weikum. 2023. Explainable Conversational Question Answering over Heterogeneous Sources via Iterative Graph Neural Networks. In *SIGIR*.
- [16] Jeffrey Dalton, Sophie Fischer, Paul Owoicho, Filip Radlinski, Federico Rossetto, Johanne R Trippas, and Hamed Zamani. 2022. Conversational Information Seeking: Theory and Application. In *SIGIR*.
- [17] Jeffrey Dalton, Chenyan Xiong, and Jamie Callan. 2019. CAsT 2019: The conversational assistance track overview. In *TREC*.
- [18] Rajarshi Das, Shehzaad Dhuliawala, Manzil Zaheer, and Andrew McCallum. 2019. Multi-step retriever-reader interaction for scalable open-domain question answering. In *ICLR*.
- [19] Jacob Devlin, Ming-Wei Chang, Kenton Lee, and Kristina Toutanova. 2019. BERT: Pre-training of deep bidirectional transformers for language understanding. In *NAACL-HLT*.
- [20] Li Dong, Jonathan Mallinson, Siva Reddy, and Mirella Lapata. 2017. Learning to Paraphrase for Question Answering. In *EMNLP*.
- [21] Anthony Fader, Luke Zettlemoyer, and Oren Etzioni. 2013. Paraphrase-driven learning for open question answering. In *ACL*.
- [22] Anthony Fader, Luke Zettlemoyer, and Oren Etzioni. 2014. Open question answering over curated and extracted knowledge bases. In *KDD*.
- [23] Wee Chung Gan and Hwee Tou Ng. 2019. Improving the robustness of question answering systems to question paraphrasing. In *ACL*.
- [24] Zorik Gekhman, Nadav Oved, Orgad Keller, Idan Szpektor, and Roi Reichart. 2023. On the Robustness of Dialogue History Representation in Conversational Question Answering: A Comprehensive Study and a New Prompt-based Method. (2023).
- [25] Daya Guo, Duyu Tang, Nan Duan, Ming Zhou, and Jian Yin. 2018. Dialog-to-action: Conversational question answering over a large-scale knowledge base. In *NeurIPS*.
- [26] Somil Gupta and Neeraj Sharma. 2021. Role of Attentive History Selection in Conversational Information Seeking. In *arXiv*.
- [27] Ulf Hermjakob, Abdessamad Echihabi, and Daniel Marcu. 2002. Natural Language Based Reformulation Resource and Wide Exploitation for Question Answering.. In *TREC*.
- [28] Lynette Hirschman and Robert Gaizauskas. 2001. Natural language question answering: The view from here. *Natural Language Engineering* 7, 4 (2001), 275–300.
- [29] Etsuko Ishii, Bryan Wilie, Yan Xu, Samuel Cahyawijaya, and Pascale Fung. 2022. Integrating Question Rewrites in Conversational Question Answering: A Reinforcement Learning Approach. In *ACL Student Research Workshop*.
- [30] Etsuko Ishii, Yan Xu, Samuel Cahyawijaya, and Bryan Wilie. 2022. Can Question Rewriting Help Conversational Question Answering?. In *3rd Workshop on Insights from Negative Results in NLP*.
- [31] Parag Jain and Mirella Lapata. 2023. Conversational Semantic Parsing using Dynamic Context Graphs. *arXiv preprint arXiv:2305.06164 (2023)*.
- [32] Endri Kacupaj, Joan Plepi, Kuldeep Singh, Harsh Thakkar, Jens Lehmann, and Maria Maleshkova. 2021. Conversational Question Answering over Knowledge Graphs with Transformer and Graph Attention Networks. In *EACL*.
- [33] Endri Kacupaj, Kuldeep Singh, Maria Maleshkova, and Jens Lehmann. 2022. Contrastive Representation Learning for Conversational Question Answering over Knowledge Graphs. In *CIKM*.
- [34] Magdalena Kaiser, Rishiraj Saha Roy, and Gerhard Weikum. 2020. Conversational Question Answering over Passages by Leveraging Word Proximity Networks. In *SIGIR*.
- [35] Magdalena Kaiser, Rishiraj Saha Roy, and Gerhard Weikum. 2021. Reinforcement learning from reformulations in conversational question answering over knowledge graphs. In *SIGIR*.
- [36] Xirui Ke, Jing Zhang, Xin Lv, Yiqi Xu, Shulin Cao, Cuiping Li, Hong Chen, and Juanzi Li. 2022. Knowledge-augmented Self-training of A Question Rewriter for Conversational Knowledge Base Question Answering. In *EMNLP*.
- [37] Gangwo Kim, Hyunjae Kim, Jungsoo Park, and Jaewoo Kang. 2021. Learn to Resolve Conversational Dependency: A Consistency Training Framework for Conversational Question Answering. In *ACL*.
- [38] Yunshi Lan and Jing Jiang. 2021. Modeling transitions of focal entities for conversational knowledge base question answering. In *ACL*.
- [39] Mike Lewis, Yinhan Liu, Naman Goyal, Marjan Ghazvininejad, Abdelrahman Mohamed, Omer Levy, Veselin Stoyanov, and Luke Zettlemoyer. 2020. BART: Denoising Sequence-to-Sequence Pre-training for Natural Language Generation, Translation, and Comprehension. In *ACL*.
- [40] Xiangsheng Li, Jiaxin Mao, Weizhi Ma, Zhijing Wu, Yiqun Liu, Min Zhang, Shaoping Ma, Zhaowei Wang, and Xiuqiang He. 2022. A Cooperative Neural Information Retrieval Pipeline with Knowledge Enhanced Automatic Query Reformulation. In *WSDM*.
- [41] Yongqi Li, Wenjie Li, and Liqiang Nie. 2022. MMCQA: Conversational Question Answering over Text, Tables, and Images. In *ACL*.
- [42] Sheng-Chieh Lin, Jheng-Hong Yang, Rodrigo Nogueira, Ming-Feng Tsai, Chuan-Ju Wang, and Jimmy Lin. 2021. Multi-stage conversational passage retrieval: An approach to fusing term importance estimation and neural query rewriting. *TOIS (2021)*.
- [43] Trond Linjordet and Krisztian Balog. 2022. Would You Ask it that Way? Measuring and Improving Question Naturalness for Knowledge Graph Question Answering. In *SIGIR*.
- [44] Dayiheng Liu, Yeyun Gong, Jie Fu, Yu Yan, Jiusheng Chen, Jiancheng Lv, Nan Duan, and Ming Zhou. 2020. Tell Me How to Ask Again: Question Data Augmentation with Controllable Rewriting in Continuous Space. In *EMNLP*.
- [45] Jiacheng Liu, Skyler Hallinan, Ximing Lu, Pengfei He, Sean Welleck, Hannaneh Hajishirzi, and Yejin Choi. 2022. Rainier: Reinforced knowledge introspector for commonsense question answering. *arXiv (2022)*.
- [46] Ye Liu, Chenwei Zhang, Xiaohui Yan, Yi Chang, and Philip S Yu. 2019. Generative question refinement with deep reinforcement learning in retrieval-based QA system. In *CIKM*.
- [47] Ying-Hsang Liu and Nicholas J Belkin. 2008. Query reformulation, search performance, and term suggestion devices in question-answering tasks. In *IJIT*.
- [48] Pierre Marion, Pawel Nowak, and Francesco Piccinno. 2021. Structured Context and High-Coverage Grammar for Conversational Question Answering over Knowledge Graphs. In *EMNLP*.
- [49] Volodymyr Mnih, Koray Kavukcuoglu, David Silver, Andrei A Rusu, Joel Veness, Marc G Bellemare, Alex Graves, Martin Riedmiller, Andreas K Fidjeland, Georg Ostrovski, et al. 2015. Human-level control through deep reinforcement learning. *Nature* 518, 7540 (2015).
- [50] Fengran Mo, Kelong Mao, Yutao Zhu, Yihong Wu, Kaiyu Huang, and Jian-Yun Nie. 2023. ConvGQR: Generative Query Reformulation for Conversational Search.
- [51] Ella Neeman, Roei Aharoni, Or Honovich, Leshem Choshen, Idan Szpektor, and Omri Abend. 2022. DisentQA: Disentangling Parametric and Contextual Knowledge with Counterfactual Question Answering. *arXiv preprint arXiv:2211.05655*

- (2022).
- [52] Rodrigo Nogueira and Kyunghyun Cho. 2017. Task-oriented query reformulation with reinforcement learning. In *EMNLP*.
- [53] Paul Owoicho, Ivan Sekulic, Mohammad Aliannejadi, Jeffrey Dalton, and Fabio Crestani. 2023. Exploiting Simulated User Feedback for Conversational Search: Ranking, Rewriting, and Beyond. In *SIGIR*.
- [54] Laura Perez-Beltrachini, Parag Jain, Emilio Monti, and Mirella Lapata. 2023. Semantic Parsing for Conversational Question Answering over Knowledge Graphs. In *EACL*.
- [55] Pragaash Ponnusamy, Alireza Roshan Ghias, Chenlei Guo, and Ruhi Sarikaya. 2020. Feedback-based self-learning in large-scale conversational AI agents. In *IAAI (AAAI Workshop)*.
- [56] Raul Puri, Ryan Spring, Mohammad Shoeybi, Mostofa Patwary, and Bryan Catanzaro. 2020. Training Question Answering Models From Synthetic Data. In *EMNLP*.
- [57] Minghui Qiu, Xinjing Huang, Cen Chen, Feng Ji, Chen Qu, Wei Wei, Jun Huang, and Yin Zhang. 2021. Reinforced History Backtracking for Conversational Question Answering. In *AAAI*.
- [58] Chen Qu, Liu Yang, Cen Chen, Minghui Qiu, W Bruce Croft, and Mohit Iyyer. 2020. Open-Retrieval Conversational Question Answering. In *SIGIR*.
- [59] Chen Qu, Liu Yang, Minghui Qiu, W Bruce Croft, Yongfeng Zhang, and Mohit Iyyer. 2019. BERT with history answer embedding for conversational question answering. In *SIGIR*.
- [60] Chen Qu, Liu Yang, Minghui Qiu, Yongfeng Zhang, Cen Chen, W Bruce Croft, and Mohit Iyyer. 2019. Attentive history selection for conversational question answering. In *CIKM*.
- [61] Filip Radlinski and Nick Craswell. 2017. A theoretical framework for conversational search. In *CHIIR*.
- [62] Gonçalo Raposo, Rui Ribeiro, Bruno Martins, and Luísa Coheur. 2022. Question rewriting? Assessing its importance for conversational question answering. In *ECIR 2022*.
- [63] Siva Reddy, Danqi Chen, and Christopher Manning. 2019. CoQA: A conversational question answering challenge. *TACL* 7 (2019).
- [64] Rishiraj Saha Roy and Avishek Anand. 2022. Question Answering for the Curated Web: Tasks and Methods in QA over Knowledge Bases and Text Collections. *Synthesis Lectures on Information Concepts, Retrieval, and Services* (2022).
- [65] Mrinmaya Sachan and Eric Xing. 2018. Self-training for jointly learning to ask and answer questions. In *NAACL*.
- [66] Amrita Saha, Vardaan Pahuja, Mitesh M Khapra, Karthik Sankaranarayanan, and Sarath Chandar. 2018. Complex sequential question answering: Towards learning to converse over linked question answer pairs with a knowledge graph. In *AAAI*.
- [67] Tao Shen, Xiubo Geng, Tao Qin, Daya Guo, Duyu Tang, Nan Duan, Guodong Long, and Daxin Jiang. 2019. Multi-Task Learning for Conversational Question Answering over a Large-Scale Knowledge Base. In *EMNLP*.
- [68] Xiaoyu Shen, Gianni Barlacchi, Marco Del Tredici, Weiwei Cheng, Bill Byrne, and Adrià de Gispert. 2022. Product Answer Generation from Heterogeneous Sources: A New Benchmark and Best Practices. In *ECNLP*.
- [69] Fabian Suchanek, Gjergji Kasneci, and Gerhard Weikum. 2007. YAGO: A core of semantic knowledge. In *WWW*.
- [70] Hao Sun, Yang Li, Liwei Deng, Bowen Li, Binyuan Hui, Binhua Li, Yunshi Lan, Yan Zhang, and Yongbin Li. 2023. History Semantic Graph Enhanced Conversational KBQA with Temporal Information Modeling. In *ACL*.
- [71] Noriko Tomuro. 2003. Interrogative reformulation patterns and acquisition of question paraphrases. In *Proceedings of the second international workshop on Paraphrasing*.
- [72] Noriko Tomuro and Steven L. Lytinen. 2001. Selecting features for paraphrasing question sentences. In *NLPRS*.
- [73] Ricardo Usbeck, Axel-Cyrille Ngonga Ngomo, Bastian Haarmann, Anastasia Krithara, Michael Röder, and Giulio Napolitano. 2017. 7th Open challenge on question answering over linked data (QALD-7). In *Semantic Web Evaluation Challenge*.
- [74] Svitlana Vakulenko, Shayne Longpre, Zhucheng Tu, and Raviteja Anantha. 2020. A Wrong Answer or a Wrong Question? An Intricate Relationship between Question Reformulation and Answer Selection in Conversational Question Answering. In *SCAI*.
- [75] Svitlana Vakulenko, Shayne Longpre, Zhucheng Tu, and Raviteja Anantha. 2021. Question rewriting for conversational question answering. In *WSDM*.
- [76] Ellen M. Voorhees. 1999. The TREC-8 question answering track report. In *TREC*.
- [77] Nikos Voskarides, Dan Li, Pengjie Ren, Evangelos Kanoulas, and Maarten de Rijke. 2020. Query resolution for conversational search with limited supervision. In *SIGIR*.
- [78] Denny Vrandečić and Markus Krötzsch. 2014. Wikidata: A free collaborative knowledge base. *CACM* 57, 10 (2014).
- [79] Ronald J Williams. 1992. Simple statistical gradient-following algorithms for connectionist reinforcement learning. *Machine learning* 8, 3-4 (1992).
- [80] Xiaobing Xue, Yu Tao, Daxin Jiang, and Hang Li. 2012. Automatically mining question reformulation patterns from search log data. In *ACL*.
- [81] Wei Yang, Yuqing Xie, Luchen Tan, Kun Xiong, Ming Li, and Jimmy Lin. 2019. Data augmentation for bert fine-tuning in open-domain question answering. *arXiv preprint arXiv:1904.06652* (2019).
- [82] W. Yih, M. Chang, X. He, and J. Gao. 2015. Semantic Parsing via Staged Query Graph Generation: Question Answering with Knowledge Base. In *ACL*.
- [83] Shi Yu, Jiahua Liu, Jingqin Yang, Chenyan Xiong, Paul Bennett, Jianfeng Gao, and Zhiyuan Liu. 2020. Few-Shot Generative Conversational Query Rewriting. In *SIGIR*.
- [84] Hamed Zamani, Johanne R Trippas, Jeff Dalton, and Filip Radlinski. 2022. Conversational information seeking. *arXiv preprint arXiv:2201.08808* (2022).
- [85] Shuo Zhang, Mu-Chun Wang, and Krisztian Balog. 2022. Analyzing and Simulating User Utterance Reformulation in Conversational Recommender Systems. In *SIGIR*.