

Density-Matrix-Power Functional: Performance for Finite Systems and the Homogeneous Electron Gas

N. N. Lathiotakis,^{1,2,3} S. Sharma,^{4,2,3} J. K. Dewhurst,⁵ F. Eich,^{4,2,3} M. A. L. Marques,^{6,7,3} and E. K. U. Gross^{2,3}

¹*Theoretical and Physical Chemistry Institute, NHRF, Vas. Constantinou 48, GR-11635, Athens, Greece.*

²*Institut für Theoretische Physik, Freie Universität Berlin, Arnimallee 14, D-14195 Berlin, Germany.*

³*European Theoretical Spectroscopy Facility.*

⁴*Fritz Haber Institute of the Max Planck Society, Faradayweg 4-6, D-14195 Berlin, Germany.*

⁵*School of Chemistry, The University of Edinburgh, Edinburgh EH9 3JJ, U.K.*

⁶*Laboratoire de Physique de la Matière Condensée et Nanostructures, Université Lyon I, CNRS, UMR 5586, Domaine Scientifique de la Doua, F-69622 Villeurbanne Cedex, France.*

⁷*Centre for Computational Physics, Department of Physics, University of Coimbra, 3004-516 Coimbra, Portugal.*

(Dated: December 31, 2008)

An exchange correlation energy functional involving fractional power of the one-body reduced density matrix [Phys. Rev. B **78**, 201103 (2008)] is applied to finite systems and to the homogeneous electron gas. The performance of the functional is assessed for the correlation and atomization energies of the molecules contained in the G2 set and for the correlation energy of the homogeneous electron gas. High accuracy is found for these two very different types of systems.

For the past 40 years, density functional theory (DFT) developed into one of the most successful theories in the study of the electronic structure of atoms, molecules, and periodic solids. At its heart lies the exchange-correlation (xc) functional, for which many approximations have been proposed. The simplest functionals, that depend only on the density (the local density approximation – LDA), or on the density and its gradients (the generalized gradient approximation – GGA), give a very satisfactory description of many ground-state properties. However, they still fail to reach chemical accuracy for some important quantities like reaction or atomization energies. To remedy this situation hybrid functionals were introduced, the first and most widely used example being the B3LYP functional.^{1,2} This functional is able to reproduce experimental atomization energies within about 10% error. Although the atomization energies obtained using B3LYP are in good agreement with experiments, the absolute correlation energies, an accurate description of which can be thought of as a test for the quality of any approximate functional, exhibit a sizeable error (up to 400%).³ This is not a surprise since experimentally one normally measures energy differences, and it is these quantities that functionals like B3LYP are designed to reproduce. Accurate correlation energies for finite systems can be obtained by going beyond the DFT framework, for instance by using Møller-Plesset second-order perturbation theory (MP2) or the coupled cluster method with singles, doubles and perturbative triples [CCSD(T)]. However, these methods are computationally too expensive to be applied to realistic systems of ever growing complexity: bio-molecules, large clusters, nano-devices to name but a few examples.

Recently, reduced density matrix functional theory (RDMFT) has appeared as an alternative approach to handle complex systems. It has shown great potential for improving upon DFT results for finite systems. RDMFT uses the one-body reduced density matrix (1-RDM), γ , as the basic variable.^{4,5} This quantity, for the ground state,

is determined through the minimization of the total energy functional, under the constraint that γ is ensemble N -representable. The total energy as a functional of γ can be expressed as

$$E_v[\gamma] = \int d^3r \int d^3r' \delta(\mathbf{r} - \mathbf{r}') \left[-\frac{\nabla^2}{2} \right] \gamma(\mathbf{r}, \mathbf{r}') + \int d^3r v(\mathbf{r})\rho(\mathbf{r}) + \frac{1}{2} \int d^3r \int d^3r' \frac{\rho(\mathbf{r})\rho(\mathbf{r}')}{|\mathbf{r} - \mathbf{r}'|} + E_{xc}[\gamma], \quad (1)$$

where, $\rho(\mathbf{r})$ —the electron density— is the diagonal of the 1-RDM and $v(\mathbf{r})$ is the external potential. The first two terms in Eq. (1) are the kinetic and external potential energies. The electron-electron interaction can be cast in the last two terms, the first being the Coulomb repulsion energy and E_{xc} the exchange-correlation (xc) energy functional. In principle, Gilbert's⁵ generalization of the Hohenberg-Kohn theorem to the 1-RDM guarantees the existence of a functional $E_v[\gamma]$ whose minimum yields the exact γ and the exact ground-state energy of the systems characterized by the external potential $v(\mathbf{r})$. In practice, however, the xc energy is an unknown functional of the 1-RDM and needs to be approximated. In the last years, a plethora of approximate functionals have been introduced.^{6,7,8,9,10,11,12,13,14,15} An assessment of the relative performance of these functionals for a large set of atoms and molecules reveals that the so called BBC3¹³ and PNOF0¹⁴ functionals yield results for molecular systems, with an accuracy comparable to the MP2 method.^{3,14,16,17,18,19}

The situation for extended systems is somewhat more complicated. When applied to the simplest system, the homogeneous electron gas, these functionals lead to rather inaccurate correlation energies.¹¹ Moreover, for periodic solids, the aforementioned functionals fail to reproduce the fundamental gaps for insulators²⁰ (band as well as Mott). A new functional was introduced by

Sharma *et al.* to solve this problem.²⁰ It reads

$$E_{xc}[\gamma] = -\frac{1}{2} \int d^3r \int d^3r' \frac{|\gamma^\alpha(\mathbf{r}, \mathbf{r}')|^2}{|\mathbf{r} - \mathbf{r}'|}, \quad (2)$$

where, γ^α indicates the power used in the operator sense i.e.,

$$\gamma^\alpha(\mathbf{r}, \mathbf{r}') = \sum_j (n_j)^\alpha \phi_j^*(\mathbf{r}') \phi_j(\mathbf{r}) \quad (3)$$

Here $\phi_j(\mathbf{r})$ denote the natural orbitals and n_j their occupation numbers. The functional in Eq. (2) was shown to perform very well for solids.²⁰ As it involves the power of the density matrix we refer to it as "power functional" in the following. The power α lies in the interval $1/2 \leq \alpha \leq 1$. In the limit $\alpha = 1$, minimization of the total energy functional (1) yields the Hartree-Fock energy, while the case $\alpha = 1/2$ corresponds to the Müller functional which tends to over correlate.^{3,11} Hence the power α plays the similar role as the mixing parameter in the hybrid functionals of the DFT.

The situation as it stands is that most of the existing xc functionals of RDMFT are designed for finite systems and perform quite poorly for solids and the HEG. The power-functional, on the other hand, is designed for the case of solids, but has not yet been applied to the HEG or finite systems. The objective of the present work is to fill this gap, in the pursuit of a functional form that works equally well for both finite and extended systems.

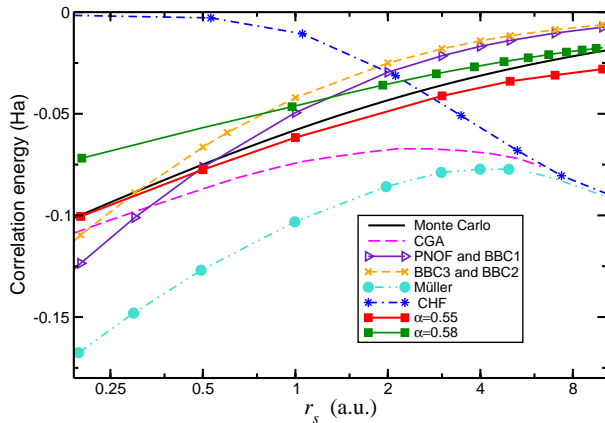


FIG. 1: (Color online) Correlation energy as a function of the Wigner-Seitz radius for the homogeneous electron gas. RDMFT results are obtained using various approximations to the xc functional. Monte Carlo results are taken from Ref. [21].

It is difficult to overstate the importance of the HEG in the development of many-body theories. It is not only used as a benchmark, but also acts as a reference system for the design of xc functionals. Within DFT, the LDA is perhaps the most successful example of this. Furthermore, results for the HEG give us valuable indications

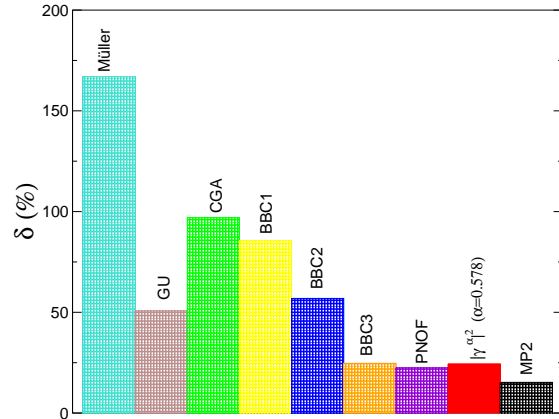


FIG. 2: (Color online) Percentage deviation of the correlation energy, obtained using various 1-RDM functionals, from the exact CCSD(T) results.

on how the theory will perform especially for metallic systems.

With this in mind, we first compare the relative performance of various RDMFT functionals in reproducing the correlation energy of the HEG of various densities. Fig. 1 is a plot of the correlation energy versus the density parameter r_s for a variety of approximate functionals compared to exact Monte-Carlo values.²¹ Clearly, the Müller,²² CHF¹⁰ and CGA¹² functionals perform poorly over the whole range of r_s . The BBC¹³ and PNOF¹⁴ functionals are more reasonable but still far from the true result. Encouragingly, we find that for α between 0.55 and 0.58, the power-functional lies very close to the Monte Carlo results and possesses a good low density limit, making it one of the best 1-RDM functionals for the HEG.

Since the power-functional performs well for the HEG at small values of r_s and for periodic solids,²⁰ it is worthwhile to investigate its behavior for finite systems. First we performed a free optimization of the parameter α using a set of 54 molecules and radicals. These molecules form a subset of the G2 test set of molecules.^{23,24} For this optimization two different basis sets are employed, namely the 6-31G* and the cc-pVDZ. The optimal value of α that minimizes the error in the correlation energy for this set of molecules is 0.578. This value is essentially the same for both kinds of basis set used in the present work. It is interesting to note from Fig. 1 that the value of α which best reproduces the Monte-Carlo data for r_s of interest for most atoms and molecules is about 0.55. The optimal value obtained for the set of molecules, $\alpha = 0.578$, is quite close to this.

Having determined the optimal value for the parameter α , we compare this approach with different RDMFT functionals. Fig. 2 is the plot of relative error in the

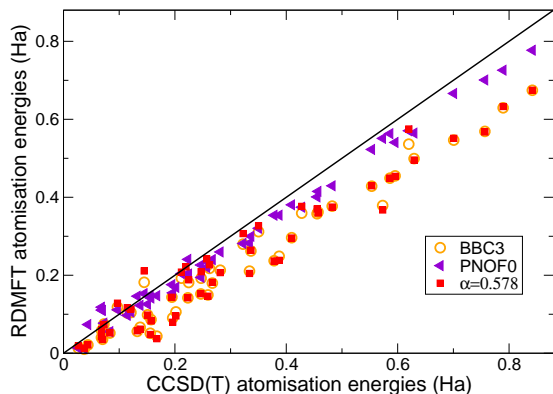


FIG. 3: (Color online) Atomization energies for the G2 set of molecules calculated using the BBC3, PNOF0 and power-functional vs the CCSD(T) reference atomization energies.

correlation energy (δ) given by

$$\delta = 100 \sqrt{\sum \left[(E_c - E_c^{(\text{ref})}) / E_c^{(\text{ref})} \right]^2 / N_{\text{mol}}}. \quad (4)$$

where E_c is the correlation energy obtained with the method under consideration, $E_c^{(\text{ref})}$ the reference correlation energy which is obtained with the CCSD(T) method, and N_{mol} the number of systems included in the calculation. It is apparent from Fig. 2 that the power-functional is very good in determining the correlation energy of finite systems. In fact, we find that this very simple functional with $\alpha=0.578$ (same value of α was used for the full G2 set) is of similar quality as the BBC3 or the PNOF0 which are to-date the best RDMFT functionals as far as finite systems are concerned.^{3,14,16,17,18,19}

The accurate determination of atomization energies is important for the calculation of the energetics of any chemical reaction. Hence this important quantity also acts as a test for the quality of an approximate functional. In Fig. 3 we plot the atomization energies of molecules of the entire G2 set obtained with various approximate functionals within RDMFT versus the reference value determined using the CCSD(T) method.

It is clear from Ref.3 and Fig. 2 that BBC3, PNOF0 and the power-functional are the the most accurate among the xc functionals we considered, hence in Fig. 3, we only compare these three functionals. It is clearly visible that the power-functional is comparable in accuracy to the BBC3 functional, while PNOF0 is slightly better than the two.

The successful prediction of properties of molecules at equilibrium does not necessarily imply a good performance for strongly distorted molecules, the dissociation limit being one such example. For a stretched molecule, not only the total energy has to be equal to the sum of

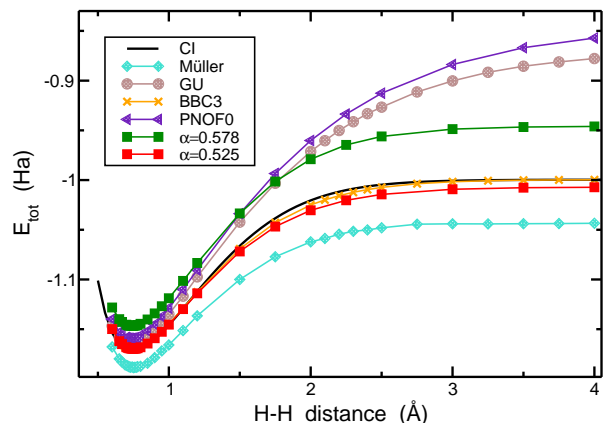


FIG. 4: (Color online) Total energy of the H_2 molecule (in a.u.) vs the distance (in Å) between the two hydrogen atoms. RDMFT results are obtained using various approximations to the xc functional. For reference the configuration interaction results are also presented (black line).

the energies of the fragments but also the occupations of the natural orbitals have to be correct. The simplest example is perhaps the H_2 molecule. If we take the hydrogen atoms far apart, the total energy should go to -1 a.u. and the four occupied spin-orbitals made from the Hydrogen 1s states, have to be occupied by half an electron each. Many DFT and RDMFT functionals fail to reproduce the correct dissociation of this system.^{25,26}

In Fig. 4, we plot the H_2 dissociation curve obtained using various 1-RDM functionals, together with the exact curve obtained through a full configuration-interaction calculation. The BBC3 functional is designed with the dissociation limit in mind and it yields the most accurate results for the H_2 dissociation. The failure of PNOF0 and GU functionals is two fold; as the distance between the two H atoms increases, the energy deviates strongly from the exact value. Second, at a sufficiently large distance between the two H atom (6 Å) two of the bonding orbitals still have occupancy 0.86 and the other two 0.14. Both the Müller and the power-functional with $\alpha = 0.578$ give the correct occupancy of ~ 0.5 for all four bonding spin-orbitals, but the dissociation energy is underestimated by the former of these functionals and overestimated by the later. If, on the other hand, the value of α is changed to 0.525 the power-functional describes the H_2 dissociation curve accurately, with an accuracy comparable to the BBC3 functional.

In all the examples studied, it is clear that the simple form of the power-functional suffices to obtain very good electronic properties. However, we are faced with a problem: the optimal value for α varies from one kind of system to another. In fact, we find $\alpha = 0.65$ for solids,

$\alpha = 0.55$ for the HEG, $\alpha = 0.578$ for molecules at equilibrium, and $\alpha = 0.525$ for stretched H_2 . Although one can use different values of α for different materials, it would be desirable to have a unique method to determine the system dependent value of α . In this regard, one could make α itself a functional of the 1-RDM and optimize it in an *ab-initio* manner for each system. Many other improvements of the power-functional are also conceivable; for example it could be a basis for sophisticated corrections like those of Gritsenko *et. al*¹³ and/or removal of self-interaction terms. How these modifications affect the quality of the power-functional will be the subject of future studies.

In summary, we have used the recently proposed power-functional to calculate the correlation energy of the HEG, G2 test set of molecules, and stretched H_2 . For

the case of molecules, we also determined atomization energies. Our results show that the power-functional, originally proposed for solids, also performs very well for the HEG and finite systems. However, the optimal value of α for all three cases is different. The encouraging results of the present work point to the fact that this family of approximations is an interesting path for the future development of approaches, within RDMFT, to accurately describe electronic correlations.

This work was supported by the Deutsche Forschungsgemeinschaft (SPP 1145), and by the EC Network of Excellence NANOQUANTA (NMP4-CT-2004-500198). Part of the calculations were performed at the Laboratório de Computação Avançada of the University of Coimbra.

-
- ¹ A. D. Becke, J. Chem. Phys. **98**, 5648 (1993).
² C. Lee, W. Yang, and R. G. Parr, Phys. Rev. B **37**, 785 (1988).
³ N. N. Lathiotakis and M. A. L. Marques, J. Chem. Phys. p. 184103 (2008).
⁴ P. O. Lödwin, Phys. Rev. **97**, 1474 (1955).
⁵ T. L. Gilbert, Phys. Rev. B **12**, 2111 (1975).
⁶ C. Kollmar, J. Chem. Phys. **121**, 11581 (2004).
⁷ J. Cioslowski, K. Pernal, and M. Buchowiecki, J. Chem. Phys. **119**, 6443 (2003).
⁸ K. Pernal and J. Cioslowski, J. Chem. Phys. **120**, 5987 (2004).
⁹ J. Cioslowski and K. Pernal, Phys. Rev. B **71**, 113103 (2005).
¹⁰ G. Csányi and T. A. Arias, Phys. Rev. B **61**, 7348 (2000).
¹¹ N. N. Lathiotakis, N. Helbig, and E. K. U. Gross, Phys. Rev. B **75**, 195120 (2007).
¹² G. Csányi, S. Goedecker, and T. A. Arias, Phys. Rev. A **65**, 032510 (2002).
¹³ O. Gritsenko, K. Pernal, and E. J. Baerends, J. Chem. Phys. **122**, 204102 (2005).
¹⁴ M. Piris, Int. J. Quant. Chem **106**, 1093 (2006).
¹⁵ M. A. L. Marques and N. N. Lathiotakis, Phys. Rev. A **77**, 032509 (2008).
¹⁶ P. Leiva and M. Piris, Int. J. Quant. Chem. **107**, 1 (2007).
¹⁷ P. Leiva and M. Piris, J. Theo. Comp. Chem. **4**, 1165 (2005).
¹⁸ P. Leiva and M. Piris, J. Chem. Phys. **123**, 214102 (2005).
¹⁹ K. Pernal and J. Cioslowski, Chem. Phys. Lett. **412**, 71 (2005).
²⁰ S. Sharma, J. K. Dewhurst, N. N. Lathiotakis, and E. K. U. Gross, Phys. Rev. B **78**, 201103 (2008).
²¹ G. Ortiz and P. Ballone, Phys. Rev. B **56**, 9970 (1997).
²² A. M. K. Müller, Phys. Lett. **105A**, 446 (1984).
²³ L. A. Curtiss, K. Raghavachari, P. C. Redfern, and J. A. Pople, J. Chem. Phys. **106**, 1063 (1997).
²⁴ L. A. Curtiss, P. C. Redfern, K. Raghavachari, and J. A. Pople, J. Chem. Phys. **109**, 42 (1998).
²⁵ E. J. Baerends, Phys. Rev. Lett. **87**, 133004 (2001).
²⁶ O. Gritsenko and E. J. Baerends, Int. J. Quant. Chem. **106**, 3167 (2006).