

Quantum state preparation and macroscopic entanglement in gravitational-wave detectors

Helge Müller-Ebhardt,¹ Henning Rehbein,¹ Chao Li,² Yasushi Mino,² Kentaro Somiya,³ Roman Schnabel,¹ Karsten Danzmann,¹ and Yanbei Chen^{2,3}

¹*Max-Planck-Institut für Gravitationsphysik (Albert-Einstein-Institut) and Universität Hannover, Callinstr. 38, 30167 Hannover, Germany*

²*California Institute of Technology, M/C 130-33, Pasadena, California 91125*

³*Max-Planck-Institut für Gravitationsphysik (Albert-Einstein-Institut), Am Mühlenberg 1, 14476 Potsdam, Germany*
(Dated: February 28, 2009)

Long-baseline laser-interferometer gravitational-wave detectors are operating at a factor of ~ 10 (in amplitude) above the standard quantum limit (SQL) within a broad frequency band (in the sense that $\Delta f \sim f$). Such a low classical noise budget has already allowed the creation of a controlled 2.7 kg macroscopic oscillator with an effective eigenfrequency of 150 Hz and an occupation number of ~ 200 . This result, along with the prospect for further improvements, heralds the new possibility of experimentally probing macroscopic quantum mechanics (MQM) — quantum mechanical behavior of objects in the realm of everyday experience — using gravitational-wave detectors. In this paper, we provide the mathematical foundation for the first step of a MQM experiment: the preparation of a macroscopic test mass into a nearly minimum-Heisenberg-limited Gaussian quantum state, which is possible if the interferometer's classical noise beats the SQL in a broad frequency band. Our formalism, based on Wiener filtering, allows a straightforward conversion from the classical noise budget of a laser interferometer, in terms of noise spectra, into the strategy for quantum state preparation, and the quality of the prepared state. Using this formalism, we consider how Gaussian entanglement can be built among two macroscopic test masses, and the performance of the planned Advanced LIGO interferometers in quantum-state preparation.

PACS numbers: 42.50.Xa, 42.50.Lc, 03.65.Ta, 03.67.Mn, 04.80.Nn, 95.55.Ym

I. INTRODUCTION

An international array of first-generation long-baseline laser interferometric gravitational-wave (GW) detectors (LIGO [1], VIRGO [2], GEO [3] and TAMA [4]) are reaching their design sensitivities. These Michelson interferometers have been built to measure GW-driven relative length changes (within a detection band from 10 Hz to 10 kHz) between the mirror-endowed test masses which are hung as pendulums with an eigenfrequency far below the detection band. Resonant cavities are used to enhance the sensitivity by increasing the circulating optical power and the signal storage time. In Michelson interferometers usually the total differential mode of motion between the arm cavity mirrors, in the following always represented by the position operator

$$\hat{x} = (\hat{x}_{ITM_E} - \hat{x}_{ETM_E}) - (\hat{x}_{ITM_N} - \hat{x}_{ETM_N}), \quad (1)$$

(for the nomenclature see Fig. 1) is measured via a homodyne detection of the modulation fields (also called side-band fields) leaking out at the dark port of the interferometer. Current GW interferometers are already quantum limited at high frequencies by the shot noise. Next generation interferometers, such as the planned Advanced LIGO detector [5] (cf. Fig. 1), are expected to be quantum noise limited at nearly all frequencies in the detection band. Advanced LIGO will therefore operate at its free mass *standard quantum limit* (SQL) [6, 7, 8] at which the back-action noise is comparable to the shot noise level. The position-referred spectral density of the

SQL at the sideband frequency Ω is given by

$$S_{\text{SQL}}(\Omega) \equiv \frac{2\hbar}{m\Omega^2}. \quad (2)$$

The SQL is the minimum noise spectrum achievable by a linear quantum measurement of the position with uncorrelated sensing and back-action noise. Here m is the reduced mass of all arm cavity mirrors, or 1/4 of the individual mirror mass.

Improvement of sensitivities to GWs beyond Advanced LIGO will require to surpass the SQL significantly in a broad frequency band. Various conceptual strategies exist for building interferometers with broadband sub-SQL quantum noise [9, 10, 11, 12, 13, 14, 15, 16, 17, 18, 19, 20, 21, 22, 23, 24], while there is also much effort devoted to lowering classical noise below the SQL. For example, (i) the CLIO interferometer is currently being cooled down to a few tens of Kelvin, and has a theoretical thermal noise budget below the SQL [25], (ii) non-spherical mirrors are being developed that support non-Gaussian modes which average better over mirror surfaces and are thus less susceptible to thermal noise [26, 27, 28], (iii) coating structures are also being optimized for coating thermal noise [29, 30].

This paper, however, is devoted not to the improvement of the detector's sensitivity to GWs, but to the study of quantum mechanical behavior of its test masses. Recently, it has been reported by the LIGO Scientific Collaboration in Ref. [31] that a certain (controlled) mode of the mirror's differential motion in the LIGO

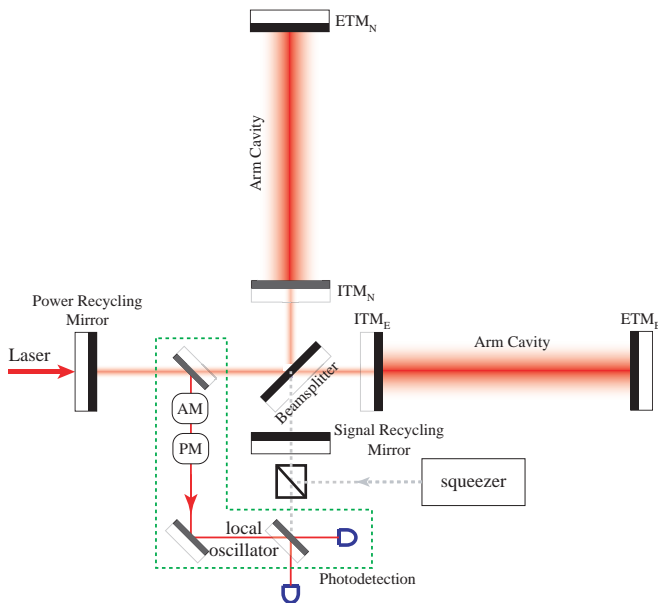


FIG. 1: Schematic plot of the planned Advanced LIGO [5] interferometer: a power- and signal-recycled Michelson interferometer with cavities in the arms and a homodyne detection scheme at the dark port.

detector located in Hanford was experimentally cooled down to $1.4 \mu\text{K}$, with an effective occupation number of around 200. Furthermore, there is a number of other experiments considering different smaller-scale mechanical structures [32, 33, 34, 35, 36, 37]. The goal of such *cold damping* [38] experiments is to reach the oscillator's ground state. As a real pure quantum state is approached, the semiclassical model as used in the above references will certainly break down and the quantum noise effects in the measurement process have to be included.

One aim of this paper is at providing a mathematical foundation guiding future experimental efforts of quantum-state preparation — one that is straightforward to apply to experimental situations. Note that our general formulation applies not only to gravitational-wave detectors but to the whole bunch of experiments related to quantum state preparation. Quantum mechanically, we consider a problem in which an object is being continuously measured by the optical field, while it is simultaneously subject to noisy forces. For such problems, the stochastic master equation (SME) [39] is a readily available tool to simulate quantum-state preparation in quantum mechanical systems; a Riccati equation associated with the SME provides the remaining uncertainty of the object, when all measurement data are taken into account. Formally, this approach only treats Markovian systems (since only Markovian systems allow us to project the optical field being measured and trace off the noise fields at every infinitesimal time step, resulting in a closed-form evolution of the test-mass density operator), while non-Markovianity is prevalent in experiments

such as in GW detectors: virtually none of the noise sources are white, and we have the added complexity that the cavity mode often couples strongly with the test masses, i.e. it cannot be *adiabatically eliminated* [39], and must be evolved together with the test masses. Since we only consider linear systems with Gaussian noise, and we only care about the test masses' state after the initial transient has died down, the SME and the Riccati equation, which also characterizes the exact way of the transient decays, are not entirely necessary. Instead, we have found that a Wiener filtering approach, in which the measurement data is filtered with the optimal causal Wiener filter to obtain instantaneous optimal estimates for position and momentum of the test masses [40], suffices, and is most straightforwardly connected with experimental calibration of the system. An example of the power of the Wiener filtering approach has already been demonstrated in Ref. [41], where an optimal controller that yields a steady quantum state with minimum uncertainty (or von Neumann entropy) has been derived for a general linear (Markovian as well as non-Markovian) quantum measurement process.

A direct application of the Wiener filtering approach is to explore how quantum a macroscopic test mass can be prepared in a certain environment, which is the second aim of this paper. We measure the *purity* of the quantum state of an individual test mass (or a single mechanical degree of freedom) through the Heisenberg uncertainty product or the following quantity

$$U \equiv \frac{2}{\hbar} \sqrt{V_{xx} V_{pp} - V_{xp}^2}, \quad (3)$$

which is unity for a pure state. This quantity can also be converted into an effective occupation number. Here V_{xx} , V_{pp} and V_{xp} are the second-order moments of position and momentum of the Gaussian state. We will show that a low classical noise budget which is completely below the SQL for a broad frequency band allows the quantity U to become close to unity. In particular for simple systems with a total classical noise spectrum $S_{cl}(\Omega)$ which is dominated by a white sensing noise and a white force, we have obtained the simple relation

$$U \approx 1 + \min_{\Omega} \left\{ \frac{S_{cl}(\Omega)}{S_{SQL}(\Omega)} \right\}. \quad (4)$$

But we will also explore how a realistic noise budget for the planned Advanced LIGO detector — as well as an extension of Advanced LIGO with plausible improvement — can best be taken advantage of through an optimized optical configuration that minimizes U . When two independent mechanical degrees of freedom are considered, the formalism, which we present in this paper, has already been applied to show that the production of quantum entanglement between the macroscopic end mirrors is possible for sub-SQL laser interferometers [40].

An experiment testing MQM should be divided into different stages which are separated in time: a preparation stage, where the test mass will be continuously

observed; an optional free-evolution stage; and a verification stage. One will need to collect statistics from a huge number of identical trials as it is required from quantum mechanics. This present paper is the first one of a paper-series: this one deals with the preparation of macroscopic conditional quantum states; while a second paper [42] will study the verification of such macroscopic quantum states.

This paper is organized as follows: in Sec. II we will briefly review the theoretical basics of Wiener filtering. In Sec. III we will study analytically the conditional variances of the simplified model using only Markovian dynamics. We will introduce a flexible homodyne detection angle and input squeezing. In Sec. IV we will extend the analysis done in Ref. [40] about macroscopic entanglement. In Sec. V we will study test-masses in a cavity with finite bandwidth and we will treat more realistic, non-Markovian noise sources. These preliminary studies result in an investigation of quantum-state preparation in Advanced LIGO in Sec. VI. Finally, in Sec. VII we will summarize our main conclusions.

II. WIENER FILTERING

For systems under continuous measurement, the conventional approach is to describe the joint system-measurement-data evolution using a *stochastic master equation* (SME) [33, 39, 43, 44], which is a set of stochastic differential equations that simulates the joint evolution of the system's *conditional density matrix* $\hat{\rho}^{\text{cond}}$ and measurement data $y(t)$. As the simplest example, for a harmonic oscillator with position \hat{x} being measured continuously by a Markovian measurement device (one that has uncorrelated measurement noise at different times and constant measurement strength), the SME reads,

$$d\hat{\rho}^{\text{cond}} = -\frac{i}{\hbar} [H, \hat{\rho}^{\text{cond}}] dt - \frac{\alpha^2}{4\hbar^2} [\hat{x}, [\hat{x}, \hat{\rho}^{\text{cond}}]] dt + \frac{\alpha}{\sqrt{2}\hbar} (\{\hat{x}, \hat{\rho}^{\text{cond}}\} - 2\langle \hat{x} \rangle \hat{\rho}^{\text{cond}}) dW, \quad (5)$$

$$d\hat{y} = \frac{\alpha}{\hbar} \langle \hat{x} \rangle dt + dW/\sqrt{2}, \quad (6)$$

with a coupling constant α . Here the *conditional quantum state* [45] is defined as the projection of the joint system-device quantum state to the sub-space in which the readout observable \hat{y} has definite values of $\hat{y}(t') = y(t') \forall 0 < t' < t$. The Wiener increment dW describes a stochastic process that simultaneously drives the conditional quantum state and the measurement data, where both are stochastic processes. Different realizations of dW correspond to different possible scenarios that could take place in reality.

In practice, it is not enough to only describe the stochastic process, we need to be able to obtain the conditional quantum state at any given time t , based on the system's initial quantum state $\hat{\rho}^{\text{cond}}(0)$ and measurement results $\{y(t'), 0 < t' < t\}$. This corresponds to a *filtering*

problem in classical stochastic calculus. The probability distribution of any state variable \hat{x} is simply the conditional probability

$$P[\hat{x}(t) | \{y(t'), 0 < t' < t\}], \quad (7)$$

while the conditional expectation of \hat{x} can be written as a functional over $\{y(t'), 0 < t' < t\}$,

$$x^{\text{cond}}(t) = E[\hat{x}(t) | \{y(t'), 0 < t' < t\}]. \quad (8)$$

For linear systems with Gaussian states only expectations of quantities linear and quadratic in the variables are needed. The former can be obtained through a linear filter over \hat{y} , while the latter can be obtained by solving a time-domain Riccati equation. If the measurement process has started for sufficiently long time — much longer than the time constant of transients — then the filters over \hat{y} as well as the second-order moments are stationary. They can be obtained through the theory of Wiener filtering [46]. This will be the situation that we will consider in this paper.

Although the most general theory of quantum filtering is quite distinct from classical filtering [47], we will simplify the situation through two steps, and return to an essentially classical filtering problem. First, let us construct a model of the quantum measurement process. Let $\hat{y}(t)$ be the *Heisenberg operator* of the measurement output (e.g., a particular quadrature of the out-going optical field) and $\hat{s}(t)$ any system observable. Then the principle of simultaneous measurability, i.e. the observable $\hat{y}(t')$ at different times can be measured individually to arbitrary accuracy without imposing any fundamental limits, and the principle of causality, i.e. measurement observable at present does not respond to future forces to be exerted onto the system, will dictate that [48]

$$0 = [\hat{y}(t), \hat{y}(t')] \quad \forall t, t', \quad (9)$$

$$0 = [\hat{o}(t), \hat{y}(t')] \quad \forall t > t'. \quad (10)$$

Note here that \hat{o} could be any any state variable such as momentum and position, or even the density operator of the system being measured. This means that any filtering of the operator $\hat{y}(t')$ for $0 < t' < t$ can be considered as a classical process, i.e. treated with classical linear control theory, as long as the state of the system at t , or $\hat{\rho}(t)$ is considered. Here we write formally that

$$\hat{\rho}_{\{y(t'), 0 < t' < t\}}^{\text{cond}} = \frac{\mathcal{P}_{[\hat{y}(t')=y(t'), t' < t]} \hat{\rho} \mathcal{P}_{[\hat{y}(t')=y(t'), t' < t]}}{\text{tr} [\mathcal{P}_{[\hat{y}(t')=y(t'), t' < t]} \hat{\rho} \mathcal{P}_{[\hat{y}(t')=y(t'), t' < t]}}], \quad (11)$$

where \mathcal{P} projects onto the subspace on which the measurement operator takes the measured value. Henceforth the dependence of $\hat{\rho}^{\text{cond}}$ on $\{y(t'), t' < t\}$ will not be written explicitly, as it is done in most of the literature.

Second, we restrict ourselves to *stable* linear systems with Gaussian states and to later times when the initial states are no longer important. In this case only first-

and second-order moments in linear observables need to be considered. We also assume all linear observables to have zero unconditional expectation values. Suppose we have observables \hat{x}_l with $l = 1, 2, \dots, n$, and proceed as in classical Wiener filtering. The key is to decompose the operator \hat{x}_l into

$$\hat{x}_l(t) = \int_{-\infty}^t dt' K_l(t-t') \hat{y}(t') + \hat{R}_l(t) \quad (12)$$

with

$$\langle \hat{R}_l(t) \hat{y}(t') \rangle = \text{tr} \left[\hat{\rho} \hat{R}_l(t) \hat{y}(t') \right] = 0. \quad (13)$$

If this can indeed be done, it can then be shown that

$$x_l^{\text{cond}}(t) = \text{tr} [\hat{\rho}^{\text{cond}} \hat{x}_l(t)] = \int_{-\infty}^t dt' K_l(t-t') y(t') \quad (14)$$

and

$$\begin{aligned} V_{lm}^{\text{cond}} &\equiv \langle \hat{x}_l(t) \hat{x}_m(t) \rangle_{\text{sym}}^{\text{cond}} - \langle x_l(t) \rangle^{\text{cond}} \langle x_m(t) \rangle^{\text{cond}} \\ &= \langle \hat{R}_l(t) \hat{R}_m(t) \rangle_{\text{sym}}. \end{aligned} \quad (15)$$

In this way, the conditional expectations of the linear variables are given as linear functionals of past measurement data $\{y(t'), t' < t\}$, and the conditional variances as steady state constants. Please see Appendix A for a more rigorous justification.

We will now try to obtain K_l and V_{lm}^{cond} in terms of unconditional correlation functions, or cross spectra among system observables \hat{x}_l and the output \hat{y} . Eq. (13) leads to the Wiener-Hopf equation

$$C_{x_l y}(t-t'') - \int_{-\infty}^t dt' K_l(t-t') C_{yy}(t'-t'') = 0 \quad \forall t'' \leq t. \quad (16)$$

Here

$$\begin{aligned} C_{ab}(t-t') &\equiv \langle \hat{a}(t) \hat{b}(t') \rangle_{\text{sym}} \\ &= \text{tr} \left[\hat{\rho} \frac{\hat{a}(t) \hat{b}(t') + \hat{b}(t') \hat{a}(t)}{2} \right] \end{aligned} \quad (17)$$

stands for the symmetrized time-domain two-point correlation function between two arbitrary Heisenberg operators $\hat{a}(t)$ and $\hat{b}(t)$.

If we suppose that $K_l(t) = 0$ for $t < 0$, i.e. we make sure that the filter is a causal function, we can rewrite Eq. (16) as

$$C_{x_l y}(t) - \int_{-\infty}^{\infty} dt' K_l(t') C_{yy}(t-t') = 0 \quad \forall t \geq 0. \quad (18)$$

In Fourier domain the condition in Eq. (18) is satisfied if the function

$$L(\Omega) = S_{x_l y}(\Omega) - K_l(\Omega) S_{yy}(\Omega) \quad (19)$$

is analytic in the lower-half complex plane while the Fourier transform of the filter function $K_l(\Omega)$ is analytic in the upper-half complex plane. Furthermore, $L(\Omega)$ has to vanish at infinity, because Eq. (18) must also be valid at $t = 0$. These conditions uniquely define $K_l(\Omega)$. We have denoted with $S_{ab}(\Omega)$ the single-sided (cross-) spectral density among the operators \hat{a} and \hat{b} , related to the two-point correlation as

$$C_{ab}(t) = \frac{1}{2} \int_{-\infty}^{+\infty} \frac{d\Omega}{2\pi} S_{ab}(\Omega) e^{-i\Omega t}. \quad (20)$$

The Wiener-Hopf method provides the solution for $K_l(\Omega)$ as

$$K_l(\Omega) = \frac{1}{s_y^+(\Omega)} \left[\frac{S_{x_l y}(\Omega)}{s_y^-(\Omega)} \right]_+, \quad (21)$$

where we have split $S_{yy}(\Omega) = s_y^+(\Omega) s_y^-(\Omega)$ in such a way that s_y^+ (s_y^-) and its inverse are analytic functions in the upper-half (lower-half) complex plane. Because $S_{yy}(\Omega)$ is in general a rational function of Ω^2 with real coefficients, we expect that $s_y^+(\Omega) = [s_y^-(\Omega^*)]^*$. In addition, $[F(\Omega) \dots]_+$ stands for taking the component of a function whose inverse Fourier transform has support only in positive times. Operationally, this could be obtained either by decomposing $F(\Omega)$ into

$$F(\Omega) = \sum_k \frac{\alpha_k}{\Omega - \Omega_k} \quad (22)$$

and only keeping terms whose Ω_k has negative imaginary parts, or by inverse Fourier transforming $F(\Omega)$ into the time domain, eliminate the positive-time component, and then Fourier transform back. [Note that both approaches will become ambiguous when $F(\Omega)$ does not approach zero when $\Omega \rightarrow +\infty$.] Inserting Eq. (21) into Eqs. (12) and (15), we obtain

$$V_{lm}^{\text{cond}} = \int_0^{\infty} \frac{d\Omega}{2\pi} \left(S_{x_l x_m} - \left[\frac{S_{x_l y}}{s_y^-} \right]_+ \left[\frac{S_{x_m y}}{s_y^-} \right]_+^* \right). \quad (23)$$

A more transparent understanding of the filtering problem can be obtained when we formally define the *causally whitened output* as

$$\hat{z}(\Omega) \equiv \frac{1}{s_y^+(\Omega)} \hat{y}(\Omega). \quad (24)$$

Because $1/s_y^+$ is analytic in the upper-half complex plane, \hat{z} can be written as an integral over the history of \hat{y} . The random process \hat{z} has a white spectrum. Moreover, we can write

$$K_l(\Omega) \hat{y}(\Omega) = [S_{x_l z}(\Omega)]_+ \hat{z}(\Omega). \quad (25)$$

In other words,

$$\langle x_l(t) \rangle^{\text{cond}} = \int_{-\infty}^t dt' C_{x_l z}(t-t') z(t') \quad (26)$$

and

$$V_{lm}^{\text{cond}} = V_{lm} - \int_{-\infty}^0 dt' C_{x_l z}(-t') C_{x_m z}(-t'). \quad (27)$$

Clearly, Eqs. (26) and (27) are simply continuous versions of linear regression over a set of independent random variables.

In this paper with tools of Wiener filtering, we no longer need to write down SMEs. In fact, for realistic systems with multiple colored noise sources and non-Markovian dynamics, SMEs can only be obtained by increasing the dimension of the problem, which will definitely become cumbersome.

III. MEASUREMENT CONFIGURATIONS WITH MARKOVIAN NOISE

A. General discussion

Let us start our discussion generally with an abstract continuous linear Markovian measurement process, which monitors the center of mass position of a simple harmonic oscillator. The Heisenberg equations of motion in the frequency domain can be written as

$$\hat{y} = \hat{Z} + \hat{x}, \quad (28)$$

$$\hat{x} = R_{xx}(\Omega) \hat{F}, \quad (29)$$

where the two noise operators \hat{Z} and \hat{F} both have a white spectrum. In the time domain, \hat{Z} and \hat{F} are white noise, with two-time correlation functions proportional to delta function. Such statistical characteristics make the measurement process a Markovian one. Thus, we assume that \hat{Z} and \hat{F} have the single-sided (cross-) spectral densities $S_{ZZ} \geq 0$, $S_{FF} \geq 0$ and $S_{ZF} \in \mathbb{R}$, which satisfy the Heisenberg relation of the measurement process [7]

$$S_{ZZ} S_{FF} - S_{ZF}^2 = \mu \hbar^2, \quad \mu \geq 1 \quad (30)$$

which arises from the requirement that the Heisenberg operators of the out-going field at different times must commute, and guarantees that the level of back action is just enough to enforce the Heisenberg uncertainty relation of the test mass [7]. In the case of Gaussian noise only, we have $\mu = 1$ if and only if the measurement process is purely quantum.

The linear response function of a damped harmonic oscillator is given by

$$R_{xx}(\Omega) = -\frac{1}{m(\Omega^2 + i\gamma_m \Omega - \omega_m^2)}, \quad (31)$$

with the eigenfrequency ω_m , the damping rate $\gamma_m \ll \omega_m$ and the mass m . Then we can easily assemble the single-

sided spectral densities of the measurement process as

$$S_{yy}(\Omega) = m^2 |R_{xx}(\Omega)|^2 (\Omega^4 - \Omega^2(2q_1 - \gamma_m^2) + q_2^2) S_{ZZ}, \quad (32)$$

$$S_{xy}(\Omega) = -m |R_{xx}(\Omega)|^2 \left(\Omega^2 - i\gamma_m \Omega - \omega_m^2 - \frac{S_{FF}}{S_{ZF}} \right) S_{ZF}, \quad (33)$$

$$S_{xx}(\Omega) = |R_{xx}(\Omega)|^2 S_{FF}, \quad (34)$$

where we have defined the coefficients

$$q_1 \equiv \omega_m^2 + \frac{S_{ZF}}{m S_{ZZ}}, \quad (35)$$

$$q_2 \equiv \sqrt{\omega_m^4 + 2\omega_m^2 \frac{S_{ZF}}{m S_{ZZ}} + \frac{S_{FF}}{m^2 S_{ZZ}}}. \quad (36)$$

Both, $q_{1,2}$, have the dimension of frequency squared, while q_2 is always positive. We also note that $|q_1| \leq q_2$.

From Eq. (32) we can recover a quantum limit of the measurement process: if we have $S_{ZF} = 0$, the spectral density of the measurement noise satisfies

$$S_{yy}(\Omega) \geq 2 \sqrt{S_{ZZ} S_{FF}} |R_{xx}(\Omega)| \geq 2 \sqrt{\mu} \hbar |R_{xx}(\Omega)| = \sqrt{\mu} S_{\text{SQL}}(\Omega). \quad (37)$$

For a free mass we can then recover Eq. (2) from Eq. (37). Note that for the free mass the first inequality sign in Eq. (37) becomes an equality sign at $\Omega = \Omega_q$, where the measurement frequency is defined by

$$\Omega_q^2 \equiv \sqrt{\frac{S_{FF}}{m^2 S_{ZZ}}}. \quad (38)$$

Therefore, the measurement frequency Ω_q is the frequency at which the noise spectral density of a Markovian quantum measurement process (with $S_{ZF} = 0$) approaches most its free mass SQL.

Now it is straightforward to derive the conditional variances assuming $\hat{p} = -im\Omega \hat{x}$ and using the Wiener filtering method, i.e. Eq. (23). For this it has actually been crucial to first spectral factorize $S_{yy}(\Omega)$. In the perfect oscillator limit with $\gamma_m \rightarrow 0$ the conditional *covariance matrix* can be put into the following form

$$\mathbf{V} = \sqrt{\mu} \mathbf{D} \begin{pmatrix} \sqrt{\frac{2q_2}{q_1 + q_2}} & \sqrt{\frac{q_2 - q_1}{q_2 + q_1}} \\ \sqrt{\frac{q_2 - q_1}{q_2 + q_1}} & \sqrt{\frac{2q_2}{q_1 + q_2}} \end{pmatrix} \mathbf{D}^T, \quad (39)$$

where we have defined

$$\mathbf{D} = \begin{pmatrix} \sqrt{\frac{\hbar}{2m\sqrt{q_2}}} & 0 \\ 0 & \sqrt{\frac{\hbar m \sqrt{q_2}}{2}} \end{pmatrix}. \quad (40)$$

Eq. (39) gives us the most general covariance matrix of the conditional Gaussian state of a lossless harmonic oscillator under any linear Markovian position measurement. In the covariance matrix \mathbf{V} , the matrix \mathbf{D} sets the scale of the quantum fluctuations to be comparable to those of the vacuum state of a harmonic oscillator with eigenfrequency $\sqrt{q_2}$. Depending on the ratio q_1/q_2 , which always lies between -1 and $+1$, the noise ellipse of the vacuum state is deformed into one where position and momentum are correlated (unless if $q_1/q_2 \approx 1$) while the area is conserved. This corresponds to a unitary transformation among Gaussian states. Then μ finally enlarges the noise ellipse with a uniform factor, converting the pure state into a mixed state (unless if $\mu = 1$). We have found that the conditional variances completely coincide with those obtained from SMEs. With Eq. (39) we can for instance easily reproduce Eqs. (2.8a)–(2.8c) from Ref. [44].

A Gaussian state is pure if and only if its uncertainty product is Heisenberg-limited. Therefore, it makes sense to quantify the purity of the conditional state by its uncertainty product, here given by

$$\det \mathbf{V} = V_{xx}V_{pp} - V_{xp}^2 = \mu \frac{\hbar^2}{4}, \quad (41)$$

which is identical to the purity of the measurement process. This simply shows that in the Markovian case, any measurement will produce a pure conditional state of a lossless harmonic oscillator if and only if it is a quantum measurement. Moreover, the uncertainty product is even independent of the system's mechanical properties such as the oscillator's mass and eigenfrequency. Note that in the Appendix B we have introduced how the uncertainty product is related to an effective occupation number \mathcal{N}_{eff} . It turns out, when using Eq. (B3), that here the effective eigenfrequency for the effective occupation number is given by $\omega_{\text{eff}} = \sqrt{q_2}$.

The covariance matrix in Eq. (39) becomes obviously diagonal and the correlation between \hat{x} and \hat{p} in the conditional state vanishes if and only if $q_1 = q_2$. But this is strictly forbidden due to the Heisenberg uncertainty principle. However, in a certain limit they can become very close [41]. With a higher difference in q_1 and q_2 the correlation in \hat{x} and \hat{p} increases — and in turn also the uncertainty product.

In order to obtain the conditional state, as given in Eq. (39), the measurement data has to be filtered in real time using the Wiener filter functions for position and momentum which are given in the frequency domain by

$$K_x(\Omega) = \sqrt{2}i \sqrt{q_2 - q_1} \frac{\Omega - \Omega_3}{(\Omega - \Omega_1)(\Omega - \Omega_2)}, \quad (42)$$

$$K_p(\Omega) = im (q_2 - \omega_m^2) \frac{\Omega + \omega_m^2/\Omega_3}{(\Omega - \Omega_1)(\Omega - \Omega_2)}, \quad (43)$$

where $\Omega_{1,2} = (\pm\sqrt{q_2 + q_1} - i\sqrt{q_2 - q_1})/\sqrt{2}$ and $\Omega_3 = i/\sqrt{2}(\omega_m^2 - q_2)/\sqrt{q_2 - q_1}$. Note that the poles of the Wiener filter $\Omega_{1,2}$ are actually equal to the zeros of the

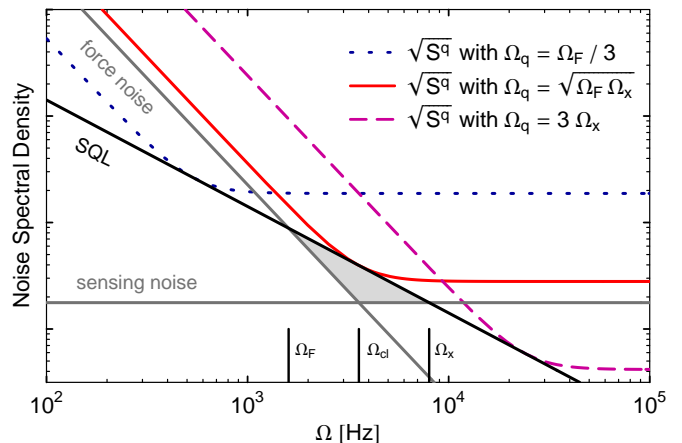


FIG. 2: Example noise spectral densities (in arbitrary units) of a Markovian measurement process observing a free mass: the quantum noise spectral density at different values of the measurement frequency Ω_q as well as the spectral densities corresponding to a classical force noise (gray line) and a sensing noise (gray line) are marked in the plot. The gray shaded region marks the classical noise SQL beating which we have chosen to have $\Omega_x/\Omega_F = 5$.

measurement's output spectrum $S_{yy}(\Omega)$, which in turn correspond to the frequencies of maximal sensitivity and are therefore easy to find.

Let us now have a closer look on the noise model we will use throughout this section. We will only consider quantum measurement processes and categorize the noise into two groups: (i) the one which is a result of the measurement process itself will be denoted by *quantum noise*; and (ii) the additional noise will be called *classical noise* which does not directly arise from the measurement process, usually has no correlation in \hat{Z} and \hat{F} does not have to satisfy Eq. (30). Then the two noise sources combine as $S_{FF} = S_{FF}^q + S_{FF}^{\text{cl}}$ and $S_{ZZ} = S_{ZZ}^q + S_{ZZ}^{\text{cl}}$.

The quantum noise is dominated at high frequencies by shot noise which is covered by S_{ZZ}^q and at low frequencies by back-action noise which is covered by S_{FF}^q . The latter one is represented by the radiation-pressure noise in the case of a measurement with light. If both are uncorrelated, i.e. $S_{ZF}^q = 0$, they result in the SQL. Then the quantum noise spectral density is limited from below by the free-mass SQL as shown in Eq. (37) and also in Fig. 2. The quantum noise touches the free-mass SQL at the frequency $\Omega = \Omega_q$.

The other noise source can also be divided into two parts: a *classical force noise* S_{FF}^{cl} is added to S_{FF} which acts directly on the center of mass of the measured object, and is in real interferometric experiments due to for instance seismic noise or thermal noise in the suspension of the mirrors. The *classical sensing noise* S_{ZZ}^{cl} is only a pseudo motion of the measured object and may be due to the following reasons: (i) on the one hand due to thermal fluctuations of the mirror's shape as for example mirror internal thermal noise which makes only the mirror surface move with respect to its center of

mass; or (ii) on the other hand be due to optical losses; or (iii) due to photo-detection inefficiency. Therefore, our sensing noise is somehow generalized from what is conventionally understood when using the term “sensing noise”. Note that for detecting gravitational waves, only the *total noise* matters, yet for studying quantum-state preparation, it is important to make distinctions between sensing and force noise, and between quantum and classical noise. Throughout this section we will assume both classical noise sources to have a white spectrum. Then they can be characterized by the frequencies, Ω_F for the force noise and Ω_x for the sensing noise, at which their noise spectral density intersects with the free-mass SQL (cf. Fig. 2). These classical noise frequencies are defined by the following relations

$$S_{FF}^{\text{cl}} = 2 \hbar m \Omega_F^2, \quad (44)$$

$$S_{ZZ}^{\text{cl}} = \frac{2 \hbar}{m \Omega_x^2}. \quad (45)$$

Note that the classical force noise together with the classical sensing noise can open a window in which both are below the free-mass SQL as indicated by the gray-shaded region in Fig. 2. The total classical noise is then even completely below the SQL in a certain frequency band, if and only if the classical noise sources satisfy

$$S_{FF}^{\text{cl}} S_{ZZ}^{\text{cl}} < \hbar^2 \quad \Leftrightarrow \quad \Omega_x / \Omega_F > 2, \quad (46)$$

which turns into a constraint for the classical noise frequency ratio. If Eq. (46) holds, the classical noise is equal to a minimum of $(2 \Omega_F / \Omega_x)$ times the free-mass SQL at the frequency $\Omega = \Omega_{\text{cl}} \equiv \sqrt{\Omega_F \Omega_x}$ which reads

$$\min_{\Omega} \left\{ \frac{S_{\text{cl}}(\Omega)}{S_{\text{SQL}}(\Omega)} \right\} = \frac{S_{\text{cl}}(\Omega_{\text{cl}})}{S_{\text{SQL}}(\Omega_{\text{cl}})} = \frac{2 \Omega_F}{\Omega_x}. \quad (47)$$

Since here the classical noise has the largest separation to the SQL, we can understand the factor $(2 \Omega_F / \Omega_x)$ as the *classical-noise-SQL-beating factor*.

B. Very low finesse cavity and free mass scenario with vacuum input

Let us consider the simple situation of a laser beam incident on a suspended mirror, where the output field is monitored by a perfect balanced homodyne detection at a frequency-independent angle ζ . This corresponds to a mirror in a cavity with infinitely large bandwidth (or at least much larger than Ω_q , as we shall quantify in Sec. V A), in which case the dynamics of the cavity mode can be ignored or *adiabatically eliminated*. Note that the following analysis is also valid for the dark port fields entering and leaving an equal-arm Michelson interferometer with movable end mirrors and the differential motion between these mirrors — but then the mirror mass m in the following discussion has to be substituted by the effective

mass $m/2$. Then the quantum measurement process can be described by the following spectral densities [40]

$$S_{ZZ} = \frac{\hbar^2}{\alpha^2} \tan^2 \zeta + \frac{\hbar^2}{\alpha^2} + \frac{2 \hbar}{m \Omega_x^2}, \quad (48)$$

$$S_{FF} = \alpha^2 + 2 m \hbar \Omega_F^2, \quad (49)$$

$$S_{ZF} = \hbar \tan \zeta, \quad (50)$$

where the coupling constant is defined by

$$\alpha = \sqrt{\frac{8 P \omega_0 \hbar}{c^2}}. \quad (51)$$

Here P is the circulating laser power and ω_0 the laser angular frequency.

In the free-mass limit, i.e. with $\omega_m \rightarrow 0$, the conditional variances simplify to

$$V_{xx} = \frac{\hbar}{\sqrt{2} m \Omega_q} \sqrt{1 + \tan^2 \zeta + 2 \xi_x^2} \times \left(\sqrt{(1 + 2 \xi_F^2)(1 + \tan^2 \zeta + 2 \xi_x^2)} - \tan \zeta \right)^{\frac{1}{2}}, \quad (52)$$

$$V_{pp} = \frac{\hbar m \Omega_q}{\sqrt{2}} \sqrt{1 + 2 \xi_F^2} \times \left(\sqrt{(1 + 2 \xi_F^2)(1 + \tan^2 \zeta + 2 \xi_x^2)} - \tan \zeta \right)^{\frac{1}{2}}, \quad (53)$$

$$V_{xp} = \frac{\hbar}{2} \left(\sqrt{(1 + 2 \xi_F^2)(1 + \tan^2 \zeta + 2 \xi_x^2)} - \tan \zeta \right), \quad (54)$$

while the purity of the state is given by

$$\det \mathbf{V} = \frac{\hbar^2}{4} \left((1 + 2 \xi_F^2) (1 + 2 \xi_x^2) + 2 \xi_F^2 \tan^2 \zeta \right) \geq \frac{\hbar^2}{4} (1 + 2 \xi_F \xi_x)^2. \quad (55)$$

Here we have defined the two ratios, $\xi_F \equiv \Omega_F / \Omega_q$ and $\xi_x \equiv \Omega_q / \Omega_x$ with $\Omega_q = \alpha / \sqrt{\hbar m}$. Then we can recover Eq. (4) and with the Appendix B we obtain

$$\mathcal{N}_{\text{eff}} = \frac{S_{\text{cl}}(\Omega_{\text{cl}})}{2 S_{\text{SQL}}(\Omega_{\text{cl}})}. \quad (56)$$

In the quantum-noise limit with $\xi_F = \xi_x = 0$ the conditional state is pure for any measurement frequency Ω_q and homodyne detection angle ζ . This defines the *conditional ground state of a free mass*

$$V_{xx} = \frac{\hbar}{\sqrt{2} m \Omega_q}, \quad (57)$$

$$V_{pp} = \frac{\hbar m \Omega_q}{\sqrt{2}}, \quad (58)$$

$$V_{xp} = \frac{\hbar}{2}. \quad (59)$$

Here the Wiener filter functions for position and momentum become equal to simple decaying cosine functions at the measurement frequency and read

$$K_x(t) = \sqrt{2} \Omega_q e^{-\frac{\Omega_q t}{\sqrt{2}}} \cos\left(\frac{\Omega_q t}{\sqrt{2}}\right), \quad (60)$$

$$K_p(t) = \sqrt{2} m \Omega_q^2 e^{-\frac{\Omega_q t}{\sqrt{2}}} \cos\left(\frac{\Omega_q t}{\sqrt{2}} + \frac{\pi}{4}\right). \quad (61)$$

Then it becomes apparent that the inverse of the measurement frequency Ω_q (at which the total noise approaches SQL the most) is also the time scale at which information regarding test-mass position and momentum have to be extracted from the output data.

It is clear from Eq. (55) that one should measure the phase quadrature, i.e. $\zeta = 0$, in order to minimize the uncertainty product. That means that in order to obtain a small uncertainty product, it is not required to remove the quantum back-action noise from the output, as one would benefit from when trying to detect gravitational waves [9] — to the contrary, for that purpose it would be even destructive to do so. This is understandable, since here the aim is to learn as much as possible about the mirror motion, and the effect of quantum back action is an important content of the mirror motion. For example, suppose we chose to measure a back-action-evading observable using an oscillator with negligible classical noise. In this case, we would have an output channel that has a minimal power spectrum, and is hence ideal for measuring any classical force that acts onto the mirror. Fluctuation in the mirror motion and the momentum driven by back action, on the other hand, would almost diverge around the resonant frequency. The output field, containing absolutely no information about the back action, would not be able to remove this fluctuation via conditioning. This would then result in a conditional state equal to the unconditional state with very large variances.

We learn from Eqs. (52)–(54) that the effect of the classical force noise in the conditional variances is suppressed with a higher measurement frequency (random force has less time to act and accumulate) while the classical sensing noise is suppressed with a lower measurement frequency (random sensing noise has longer time to average out). Moreover, in the absence of any classical sensing noise the test-mass state becomes pure with an infinitely strong measurement (in which Ω_q approaches $+\infty$): all classical forces acting on the test mass can be neglected in presence of the strong back-action force and the test mass reaches the conditional ground state at the infinite measurement frequency. Vice versa, in the theoretical absence of classical force noise, the test-mass state becomes pure in the limit of an infinitely weak measurement (in which Ω_q approaches 0): if the test-mass motion is only driven by the measurement's back action but this motion is then unfortunately hidden in the measurement output because it is covered by the classical sensing noise, the best idea would be not to measure the test mass at

all. If both classical noise sources are present, the uncertainty product is minimized further with an optimal power which accomplishes a balancing between classical force and sensing noise, i.e. with $\xi_F = \xi_x$. This produces an equal sign in the second line of Eq. (55) and is true for a measurement frequency of $\Omega_q = \Omega_{\text{cl}}$. This simply means that the quantum noise should touch the free-mass SQL at the frequency where the classical noise has the maximal separation to that limit (cf. Fig. 2). The expression of the minimal uncertainty product and the one of the minimal effective occupation number are then functions of the classical-noise-SQL-beating factor.

For a mechanical object there is not a fundamental definition of which state is vacuum, since it is possible to vary the potential well it lies in. Nevertheless, states with non-zero correlation among displacement and momentum can always be regarded as squeezed, and we can often discuss whether one state is more position squeezed (momentum anti-squeezed) or more position anti-squeezed (momentum squeezed) compared to another. We have illustrated the squeezing situation, by plotting noise ellipses obtained with various homodyne detections (see upper panel of Fig. 3). As the homodyne detection angle ζ vary from optimal value 0 to $-\pi/2$, the semimajor axis of the noise ellipse, i.e. the anti-squeezed quadrature, becomes rotated into the direction of the position. At the same time the ellipse becomes more stretched, i.e. the squeezed quadrature is more squeezed, while the anti-squeezed quadrature is more anti-squeezed. As ζ vary from 0 to $\pi/2$, the semimajor axis of the noise ellipse also rotates into the direction of the position but the ellipse becomes rather bulged. Furthermore, we show how the noise ellipse changes, as the measurement frequency is not chosen to be equal to the geometrical mean of the two classical noise frequencies, i.e. $\Omega_q \neq \Omega_{\text{cl}}$. For phase quadrature detection as in the lower panel of Fig. 3, a slow measurement, i.e. with a low measurement frequency $\Omega_q < \Omega_{\text{cl}}$, generates a position anti-squeezed (and momentum squeezed) conditional state; while a fast measurement with $\Omega_q > \Omega_{\text{cl}}$ generates a position squeezed (and momentum anti-squeezed) conditional state. In addition, the deviation from the optimal measurement frequency, i.e. $\Omega_q \neq \Omega_{\text{cl}}$, always produces a less pure states.

C. Very low finesse cavity and free mass scenario with squeezed vacuum input

Up to now we have only treated in-going coherent vacuum states but one could also think about squeezed vacuum states coupling to the mirror [9]. This corresponds to inserting squeezed states into an interferometer's dark port. By doing so the quantum limited sensitivity of an interferometer can be enhanced [49]. The free-mass con-

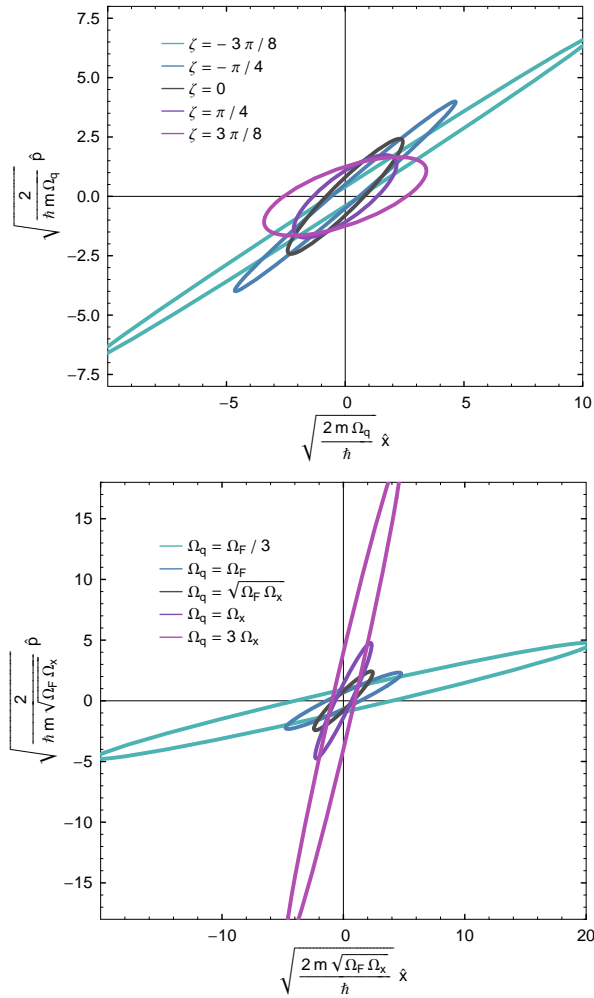


FIG. 3: Test-mass squeezing normalized with respect to the conditional ground state of a free mass for optimal measurement frequency $\Omega_q = \Omega_{cl} \equiv \sqrt{\Omega_F \Omega_x}$ and different homodyne detection angles (upper panel) and for different measurement frequencies at phase quadrature detection (lower panel) including in both cases a certain classical noise budget: we have chosen $\Omega_x/\Omega_F = 5$.

ditional state is given by

$$V_{xx} = \frac{\hbar}{\sqrt{2} m \Omega_q} \sqrt{\lambda_+^2 + 2\xi_x^2} \times \left(\sqrt{(\lambda_+^2 + 2\xi_F^2)(\lambda_-^2 + 2\xi_x^2)} - \sin 2\varphi_{op} \sinh 2r_{op} \right)^{\frac{1}{2}}, \quad (62)$$

$$V_{pp} = \frac{\hbar m \Omega_q}{\sqrt{2}} \sqrt{\lambda_+^2 + 2\xi_F^2} \times \left(\sqrt{(\lambda_+^2 + 2\xi_F^2)(\lambda_-^2 + 2\xi_x^2)} - \sin 2\varphi_{op} \sinh 2r_{op} \right)^{\frac{1}{2}}, \quad (63)$$

$$V_{xp} = \frac{\hbar}{2} \left(\sqrt{(\lambda_+^2 + 2\xi_F^2)(\lambda_-^2 + 2\xi_x^2)} - \sin 2\varphi_{op} \sinh 2r_{op} \right). \quad (64)$$

Here we have defined $\lambda_{\pm}^2 = \cosh 2r_{op} \pm \cos 2\varphi_{op} \sinh 2r_{op}$, where $(20/\ln 10)r_{op} > 0$ gives the optical squeezing strength in dB at a squeezing angle of φ_{op} . Then the purity of the conditional state can be inferred from

$$\begin{aligned} \det \mathbf{V} &= \frac{\hbar^2}{4} \left((\lambda_+^2 + 2\xi_F^2)(\lambda_-^2 + 2\xi_x^2) - \sin^2 2\varphi_{op} \sinh^2 2r_{op} \right) \\ &\geq \frac{\hbar^2}{4} \left(1 + 4\xi_F^2 \xi_x^2 + 2(\xi_F^2 + \xi_x^2) \cosh 2r_{op} \right. \\ &\quad \left. - 2|\xi_F^2 - \xi_x^2| \sinh 2r_{op} \right) \geq \frac{\hbar^2}{4} (1 + 2\xi_F \xi_x)^2. \end{aligned} \quad (65)$$

The equality of the first inequality sign in Eq. (65) is achieved at $\varphi_{op} = 0$ for $\xi_F^2 > \xi_x^2$ and at $\varphi_{op} = \pi/2$ for $\xi_F^2 < \xi_x^2$, i.e. by squeezing either the phase or the amplitude quadrature, respectively. Note that in Eq. (65) for any Ω_q , the same minimum as in Eq. (55) is reached if $r_{op} = \operatorname{arctanh}(|\xi_F^2 - \xi_x^2|/(\xi_F^2 + \xi_x^2))/2$ — even when having $\xi_F \neq \xi_x$. Therefore, even with input squeezing, the conditional state cannot become more pure than with coherent input, but the demands on the required measurement frequency — and with this the constraints on the optical power, which is needed in order to obtain a certain uncertainty product, can be relaxed. In real experiments the optical power is of course always limited and squeezed input becomes an very important tool.

It has turned out that the conditional variances are in principle even analytically equivalent in the following two cases: (i) input-squeezing at a flexible but frequency-independent angle or (ii) flexible amount of available optical power and a flexible but frequency-independent homodyne detection angle. This can easily be seen by replacing the homodyne detection angle $\tan \zeta \rightarrow \sin 2\varphi_{op} \sinh 2r_{op}$ and the measurement frequency $\Omega_q \rightarrow \lambda_+ \Omega_q$ in Eqs. (52)–(54). Then we simply end up with Eqs. (62)–(64). Here we can directly see that using input squeezing allows to change the parameters within Ω_q such as the optical power, the laser frequency and the mirror mass but by modifying the input squeezing parameter λ_+ we can at the same time maintain the measurement frequency.

Even though a homodyne detection different from the phase quadrature and input squeezing do both not help with increasing the purity of the conditional state they increase the squeezing of the conditional test-mass state. Furthermore, with a certain homodyne detection angle or with a certain input squeezing it is possible to minimize the position and momentum correlation in the conditional state.

IV. MACROSCOPIC ENTANGLEMENT

The concept of entangled states is one of the most important phenomena when entering the quantum regime. In Sec. V A we will see that the entanglement between the cavity mode and the mirror motion is in fact

responsible for a degeneration of the purity of the mirror's quantum state. In this section we will explain how we can prepare quantum entanglement in position and momentum between the centers of mass of the two end mirrors in the north \hat{x}^n and the east \hat{x}^e arm of a simple, but power-recycled Michelson interferometer using the conditional states as derived in the previous section. The end mirrors are suspended as pendulums but with a very low eigenfrequency. Therefore, such an experiment would be in direct analogy to the Einstein-Podolsky-Rosen gedanken experiment [50]. Here we will basically extend the discussion carried out in Ref. [40].

Recall that the common ($\hat{x}^e + \hat{x}^n$) and the differential ($\hat{x}^e - \hat{x}^n$) mode of motion between the two end mirrors are independent and can each be sensed by a homodyne detection at the bright and the dark port, respectively, as suggested in Ref. [40]. As already mentioned before, if using the reduced mass of the mirrors, the conditional variances as derived in Sec. III hold for the differential mode observed at the dark port of the interferometer. But in order to describe the common mode they have to be slightly modified since the power-recycling cavity — here with high bandwidth and therefore an adiabatically eliminated cavity mode — with transmissivity τ enhances the measurement strength $\alpha^c = 2/\tau \alpha > \alpha$ and is therefore different to the one associated with the differential mode $\alpha^d = \alpha$. Furthermore, the common mode will suffer additionally to the classical force noise and the classical sensing noise — note that we suppose that these two classical noise sources are equally distributed into common and differential mode — from laser noise, since the in-going modulation fields at the bright port are usually not in vacuum states. We have to make the following additional replacements in Eqs. (52)–(54) in order to obtain the conditional variances of the common mode: $(1 + 2\xi_F^2) \rightarrow (S_{a_1 a_1} + 2\xi_F^2)$ and $(1 + \tan^2 \zeta + 2\xi_x^2) \rightarrow (S_{a_2 a_2} + S_{a_1 a_1} \tan^2 \zeta + 2\xi_x^2)$ as well as replacing the detached ($-\tan \zeta$) in each variance by $(-S_{a_1 a_1} \tan \zeta)$. Here $S_{a_1 a_1}, S_{a_2 a_2} \geq 1$ are the (frequency independent) spectra of the technical laser noise in amplitude and phase, respectively.

Then we can assemble the conditional state of the entire system: the combined covariance among (x^e, p^e, x^n, p^n) simply reads

$$\mathbf{V}_{\text{total}} = \begin{pmatrix} \mathbf{V}_{ee} & \mathbf{V}_{en} \\ \mathbf{V}_{ne} & \mathbf{V}_{nn} \end{pmatrix} \quad (66)$$

with

$$\mathbf{V}_{nn} = \mathbf{V}_{ee} = \begin{pmatrix} (V_{xx}^c + V_{xx}^d)/4 & (V_{xp}^c + V_{xp}^d)/2 \\ (V_{xp}^c + V_{xp}^d)/2 & V_{pp}^c + V_{pp}^d \end{pmatrix},$$

$$\mathbf{V}_{en} = \mathbf{V}_{ne} = \begin{pmatrix} (V_{xx}^c - V_{xx}^d)/4 & (V_{xp}^c - V_{xp}^d)/2 \\ (V_{xp}^c - V_{xp}^d)/2 & V_{pp}^c - V_{pp}^d \end{pmatrix}.$$

This combined covariance matrix is very similar to the covariance matrix for the amplitude and the phase quadrature of two output light beams which have been created by overlapping two continuous Gaussian light beams on a beam splitter. Note that overlapping two light beams which are differently squeezed in amplitude and phase quadrature on a beam splitter is a very common way of how continuous variable entanglement is created in optics [51, 52]. In the mirror case the common and the differential mode are mathematically overlapped to give the motion of each individual end mirror.

In the following we will use the *logarithmic negativity*, which was introduced for an arbitrary bipartite system in Ref. [53], as a quantitative measure of the entanglement. For our state it reads

$$E_{\mathcal{N}} = \max[0, -\log_2 2\sigma^-/\hbar], \quad (67)$$

where we have $\sigma^- = \sqrt{(\Sigma - \sqrt{\Sigma^2 - 4 \det \bar{V}})/2}$ and $\Sigma = \det V_{nn} + \det V_{ee} - 2 \det V_{ne} = V_{xx}^c V_{pp}^d + V_{pp}^c V_{xx}^d - 2V_{xp}^c V_{xp}^d$. The higher the value of $E_{\mathcal{N}}$ the stronger the entanglement.

Recall that there exists a frequency band with sub-SQL classical noise if $\Omega_x/\Omega_F > 2$. However, the existence of entanglement sets a slightly higher threshold value for this frequency ratio depending on the strength of laser noise as it is shown in Ref. [40]. We know from Sec. III that the uncertainty product of each individual mode — common and differential — is minimal for a phase quadrature detection $\zeta^{c,d} = 0$ but it has turned out that this is not the optimal choice for the preparation of entanglement. If the homodyne detection angle approaches $-\pi/2$, each mode can become more squeezed depending on the measurement frequency.

The entanglement between the two mirrors — created by overlapping two modes — increases with the squeezing of the individual modes and with the angle separating the squeezed quadrature of the two modes. Then it is obvious that one should not observe common and differential mode via phase quadrature detection, but that there is a certain value, for each the common and the differential mode, of $\Omega_x^{c,d}$ and $-\pi/2 < \zeta^{c,d} < 0$ which is optimal for the entanglement and maximizes the logarithmic negativity (cf. the solid line in Fig. 4). These optimal parameters depend of course on the classical noise, but are usually

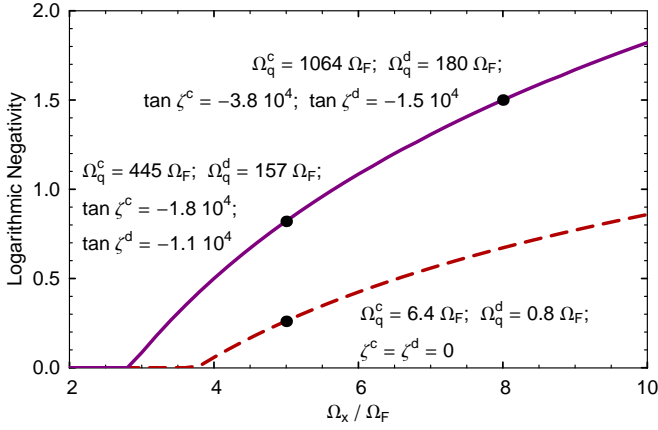


FIG. 4: Logarithmic negativity versus Ω_x/Ω_F maximized with respect to Ω_q^c and Ω_q^d using phase quadrature detection (dashed red line) as well as additionally maximized with respect to ζ^c and ζ^d (solid purple line). In both cases no laser noise is assumed, i.e. with $S_{a_1 a_1} = S_{a_2 a_2} = 1$. At some positions optimal parameter values for Ω_q^c , Ω_q^d , ζ^c and ζ^d are given in the plot.

characterized by a high measurement frequency and a detection close to $-\pi/2$ for both modes. That means that the states are totally driven by radiation pressure which is in turn monitored by reading out close to the amplitude quadrature.

Furthermore, we have found that the laser noise — entering at the bright port and in a totally balanced interferometer only affecting the common mode — can theoretically be almost suppressed with the optimally high measurement frequency and the optimal homodyne detection angle. Therefore, the resulting maximal entanglement — represented by the solid line in Fig. 4 — is independent of the laser noise. But the parameters — such as optical power and the fine-tuning of the homodyne detection angle, which are required in order to reach the maximal entanglement, are different for different strength of laser noise and are far away from any realistic situation (cf. the dots in Fig. 4).

V. INTERFEROMETERS WITH NON-MARKOVIAN NOISE

A. Cavity with finite bandwidth

In realistic experimental situations, the noise sources are usually not Markovian. In this section we want to generally study quantum state preparation in the background of non-Markovian noise sources. We start with allowing the quantum noise spectral density to become frequency dependent.

If we consider a cavity of length L with a finite half cavity bandwidth γ and a movable end mirror, the quantum noise is indeed non-Markovian and the Heisenberg

equations of motion in frequency domain modify to

$$\hat{y} = \sin \zeta \frac{\gamma + i\Omega}{\gamma - i\Omega} \hat{a}_1 + \cos \zeta \times \left[\frac{\gamma + i\Omega}{\gamma - i\Omega} \hat{a}_2 + \frac{\sqrt{2c\gamma/L}}{\gamma - i\Omega} \frac{\alpha}{\hbar} (\hat{x}(\Omega) + \hat{\xi}_x) \right], \quad (68)$$

$$\hat{x} = -\frac{1}{m(\Omega^2 + i\gamma_m\Omega - \omega_m^2)} \left[\frac{\sqrt{2c\gamma/L}}{\gamma - i\Omega} \alpha \hat{a}_1 + \hat{\xi}_F \right] \quad (69)$$

where we have approximated exponential functions by rational functions of Ω . Now the measurement frequency becomes

$$\Omega_q^{\text{cav}} = \sqrt{\frac{2c}{m\hbar L\gamma}} \alpha, \quad (70)$$

which corresponds to the frequency where the quantum noise spectral density of the associated adiabatically eliminated system touches the SQL. If the phase quadrature of the outgoing light ($\zeta = 0$) is detected, the eight zeros of its spectral density S_{yy} are given by $\pm a_1 \pm ib_1$ and $\pm a_2 \pm ib_2$ with (for simplicity for a free mass, i.e. $\gamma_m = \omega_m = 0$):

$$a_{1,2} = \frac{1}{2} \sqrt{\sqrt{r^2 \mp \sqrt{2}r} \pm \frac{r}{\sqrt{2}} - 1}, \quad (71)$$

$$b_{1,2} = \frac{1}{2} \sqrt{\sqrt{r^2 \mp \sqrt{2}r} \mp \frac{r}{\sqrt{2}} + 1}, \quad (72)$$

where $r = \sqrt{\sqrt{(2\Omega_q^{\text{cav}}/\gamma)^4 + 1} + 1}$. The zeros are required for the spectral decomposition introduced in Sec. II. After straightforward algebraic manipulations, one arrives at the following conditional second-order moments:

$$V_{xx} = \frac{\hbar\gamma}{6m(\Omega_q^{\text{cav}})^2} (c_1^3 + 3c_1^2 + 3c_1 + c_3), \quad (73)$$

$$V_{pp} = \frac{\hbar m \gamma^3}{120(\Omega_q^{\text{cav}})^2} (3c_1^5 + 15c_1^4 + 20c_1^3 + 60c_3 + 60c_5), \quad (74)$$

$$V_{xp} = \frac{\hbar\gamma^2}{16(\Omega_q^{\text{cav}})^2} c_1^2 (c_1 + 2)^2, \quad (75)$$

where the coefficients are given by

$$c_n = \frac{2}{n} \Im [(a_1 + ib_1)^n + (a_2 + ib_2)^n - i^n]. \quad (76)$$

The conditional variances given in Eqs.(73)-(75), although slightly complicated, are still analytic; we can still draw some important conclusions from these second-order moments. By expanding the quantity U from Eq.(3) in terms of $\Omega_q^{\text{cav}}/\gamma$, we obtain

$$U = 1 + \frac{1}{2\sqrt{2}} \frac{\Omega_q^{\text{cav}}}{\gamma} + \mathcal{O}((\Omega_q^{\text{cav}}/\gamma)^2), \quad (77)$$

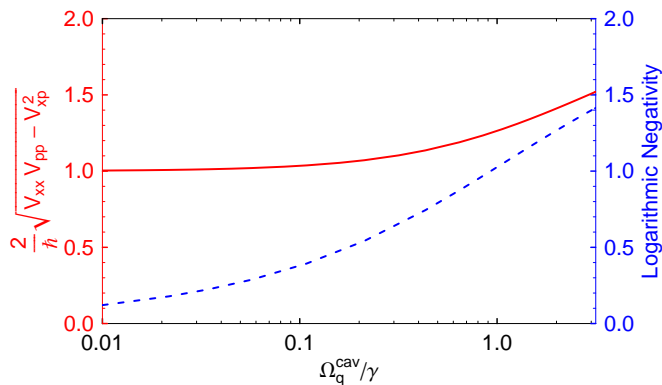


FIG. 5: Test-mass uncertainty product U (solid line) compared to the entanglement between test mass and cavity mode (dashed line) both versus the dimensionless ratio $\Omega_q^{\text{cav}}/\gamma$ through which both quantities are totally described. No classical noise is present. Free mass limit is used, i.e. $\gamma_m = \omega_m = 0$, and the phase quadrature $\zeta = 0$ is detected. Entanglement is quantified by the logarithmic negativity.

which reveals that, even in the quantum noise limited case, the conditional state of the test mass cannot be pure as long as $\Omega_q^{\text{cav}}/\gamma > 0$. This is in contrast to the Markovian limit ($\gamma \rightarrow \infty$) discussed in Sec. III, where the conditional state is always pure in the absence of classical noise [cf. Eq. (55)]. Fig. 5 shows the purity of the test mass versus the dimensionless ratio $\Omega_q^{\text{cav}}/\gamma$.

In the case of a finite cavity bandwidth, the light is stored inside the cavity for some time. The information carried by the light concerning the test mass state cannot leave the cavity instantaneously and hence is not accessible for the conditioning process. Consequently, the intra-cavity mode needs to be taken into account for a complete characterization of the system. The residual second-order moments required for completing the corresponding (4×4) conditional covariance matrix can be obtained in the same way as Eqs. (73)-(75). It turns out that the composite system is indeed a pure one even though each individual system resides in a mixed state. This is a clear evidence of entanglement between the conditional states of the test mass and the cavity mode. We have also plotted the logarithmic negativity in Fig. 5. The test-mass state's purity decreases and test-mass-light entanglement increases with smaller bandwidth and with higher measurement frequency Ω_q^{cav} . Note that the uncertainty product as well as the logarithmic negativity do not diverge. But Fig. 5 indicates that, as long as $\Omega_q^{\text{cav}} \ll \gamma$, we can neglect this effect and adiabatically eliminate the cavity mode as performed for the power-recycling cavity in Sec. IV.

Fig. 6 further shows, that the purity increases with higher mechanical eigenfrequency ω_m , depending on the measurement frequency. Let us consult the following hand-waving argument: with increasing ω_m the mechanical oscillator and the optical oscillator, which would resonate at modulation-frequency zero, become more separated in the frequency space and therefore their entangle-

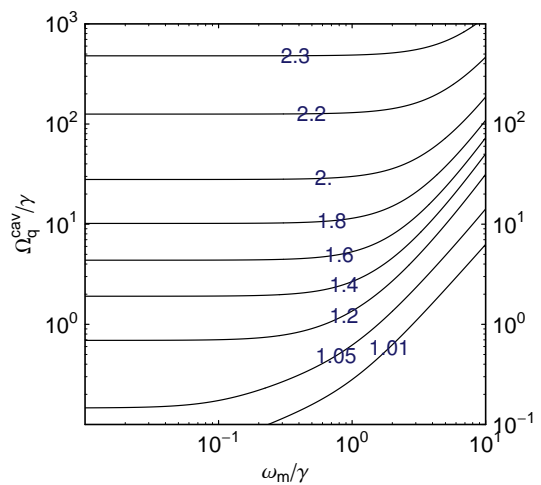


FIG. 6: Contour plot of the normalized test-mass uncertainty product given by $U = 2/\hbar \sqrt{V_{xx} V_{pp} - V_{xp}^2}$ versus $\Omega_q^{\text{cav}}/\gamma$ and ω_m/γ for quantum noise only. Again phase quadrature ($\zeta = 0$) is detected.

ment decreases. And with decreasing entanglement the test-mass state becomes more pure. But the regime with such high mechanical resonance frequencies is usually not available in actual GW detectors.

When including the two classical noise sources from our simple model the conditional state becomes more and more mixed with an increasing classical noise level as shown in Fig. 7. Note that this is of course not an effect of entanglement, the classical noise rather destroys the quantum entanglement between the test mass and the cavity mode. The purity also depends on the ratio between the measurement frequency and the optical bandwidth. Recall that the classical force noise increases with higher Ω_F while the classical sensing noise increases with lower Ω_x . If we only take sensing noise into account we know for sure that the motion of the test mass is solely driven by quantum back-action noise. A high sensing noise level randomizes the measurement record and hence the delimited accessibility of the intra-cavity field due to the finite bandwidth is insignificant. Consequently all curves roughly coincide for $\Omega_q^{\text{cav}} \gtrsim \Omega_x$ in the upper panel of Fig. 7.

Note that in the planned Advanced LIGO detector [5], the measurement frequency Ω_q^{cav} is planned to roughly coincide with the half cavity bandwidth at $\gamma/(2\pi) \sim 100$ Hz — corresponding to the solid lines in Fig. 7. Furthermore, we expect the suspension thermal noise to have a $\Omega_F/(2\pi) \sim 30 - 40$ Hz — that would be less than $\Omega_q^{\text{cav}}/2$ — but the coating thermal noise may provide a Ω_x that only coincide with Ω_F or is just marginally higher. We can infer from Fig. 7 that the quantum state of the interferometer's differential mode is mainly constrained by classical sensing noise which entails a lower bound of $U \gtrsim 5$ and gives an effective occupation number of $\mathcal{N}_{\text{eff}} \gtrsim 2$. For a more detailed discussion see Sec. VI.

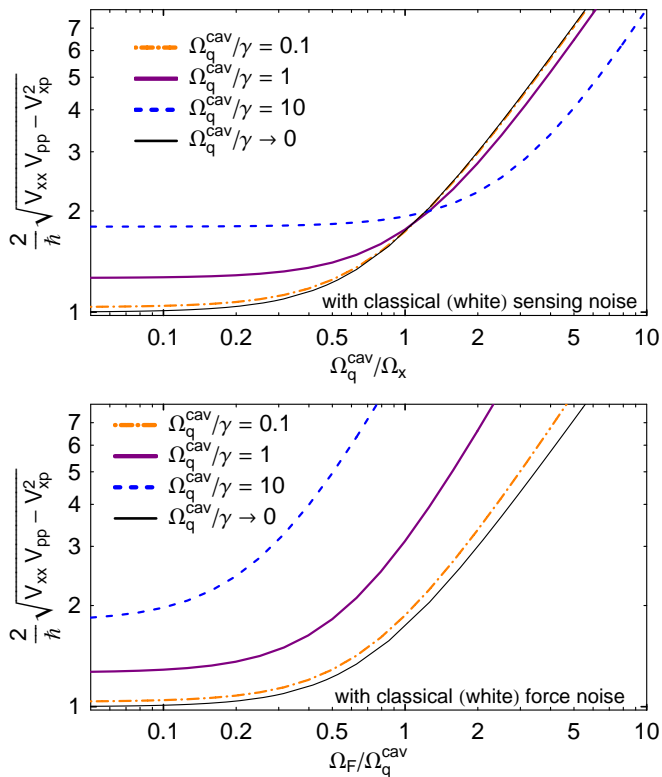


FIG. 7: Test-mass uncertainty product U versus classical sensing noise and without force noise (upper panel) as well as versus classical force noise without classical sensing noise (lower panel), both for different examples of ratios between measurement frequency and bandwidth. Free mass limit is used, i.e. $\omega_m = 0$, as well as phase quadrature detection $\zeta = 0$.

B. Detuned cavity

A cavity which is detuned by Δ from the carrier's frequency makes the power inside the cavity also dependent on the motion of the test-mass mirrors. This creates an *optical spring* [54] or an optical anti-spring both shifting the (free) mechanical and the (free) optical resonance frequency in the complex plane. In future GW detectors such as Advanced LIGO [5], the optical spring effect will be used to up-shift the real part of the mechanical resonance frequency into the detection band. Recall that the optical spring as well as the optical anti-spring usually introduces instability to the system which has to be cured with an appropriate linear feedback control [48]. But it is straightforward to show that the conditional covariance matrix does not change under any ideal, linear feedback control.

The Heisenberg equations of motion for such a system can be found in many previous works, see e.g. Eqs. (39)–(41) of Ref. [56]. Unfortunately, analytic expressions for the conditional covariance matrix are cumbersome, and we only report numerical results. We also restrict ourselves to quantum noise, and reading out the phase

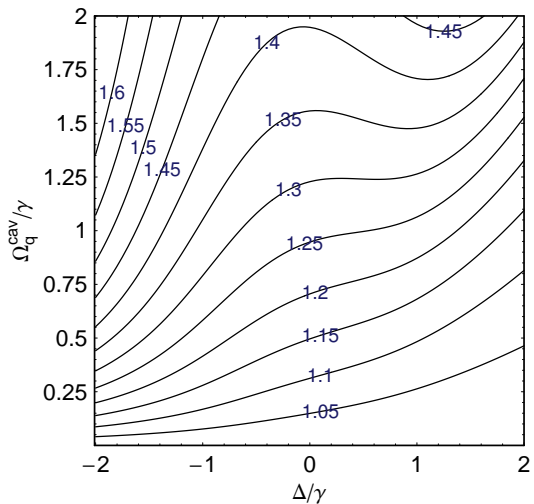


FIG. 8: Contour plot of the normalized test-mass uncertainty product given by $U = 2/\hbar\sqrt{V_{xx}V_{pp} - V_{xp}^2}$ versus the ratio between detuning Δ and bandwidth and $\Omega_q^{\text{cav}}/\gamma$ for quantum noise only. Free mass limit is used, i.e. $\omega_m = 0$, as well as phase quadrature detection $\zeta = 0$.

quadrature, i.e. $\zeta = 0$ (cf. Eq. (3.2) of Ref. [48]). Note that the measurement frequency Ω_q^{cav} is defined in the same way as for the tuned finite bandwidth configuration (cf. Eq. (70)).

Fig. 8 shows that detuning a cavity from the carrier frequency properly, can increase the purity which comes from the fact that the quantum entanglement between test mass and cavity mode is decreased. In the regime of a blue detuned cavity ($\Delta > 0$) — producing an optical spring — and for $\Omega_q^{\text{cav}} < \gamma$, Fig. 8 simply agrees with Fig. 6. Here at fixed measurement frequency $\Omega_q^{\text{cav}} < \gamma$ a higher detuning Δ gives a less shifted mechanical resonance, so-called *optomechanical* resonance, and at the same time it corresponds to a higher optical resonance. Therefore, again the two oscillators are more separated in the frequency space and their entanglement decreases. Interestingly, for higher Ω_q^{cav} the test-mass state could locally appear more pure in the red detuned cavity regime, i.e. at a certain $\Delta < 0$, which produces an optical anti-spring. Note that the uncertainty product diverges for an infinitely red detuned cavity ($\Delta \rightarrow -\infty$). For these facts we unfortunately have not found any intuitive explanation. This will be a subject of further investigation.

C. Non-Markovian classical noise

In the following we consider a more realistic example configuration involving multiple colored classical noise sources. The classical noise contributions are highly non-Markovian and they tend to rise fast in the low frequency regime, which is ignored by a simple Markovian noise model. First we restrict ourselves to an idealized noise budget of an advanced interferometric gravitational wave

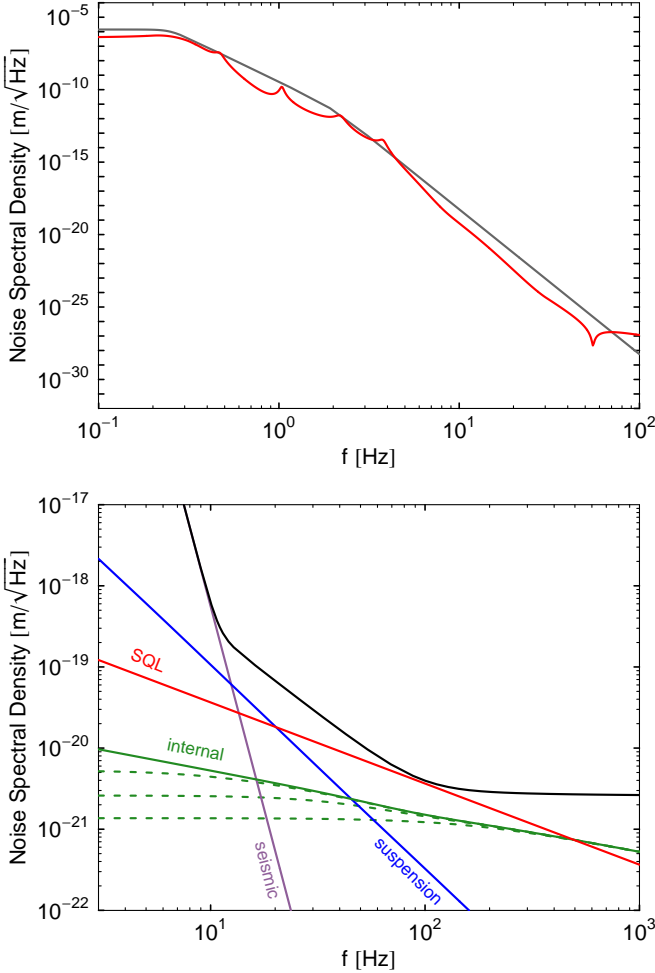


FIG. 9: *Upper panel*: seismic noise pre-estimated by the simulation tool *Bench* [55] (red) and a fit by rational function (gray). *Lower panel*: straw man (colored) classical noise budget of an advanced interferometric gravitational wave detector: Seismic (violet), suspension thermal (blue, follows $\sim 1/f^{5/2}$) and internal thermal (green, follows $\sim 1/f^{1/2}$) noise spectra are shown as well as the total noise (black) — including Markovian quantum noise with phase quadrature readout. For the thermal noise sources we employed a Padé approximation that generated the $1/f$ spectra between 0.1 Hz and 2 kHz.

detector, shown in the lower panel of Fig. 9. Here only the dominating force and sensing noise sources are considered. Additionally we assume that the gravity gradient noise can be suppressed completely through monitoring the ground’s motion. Especially seismic noise dominates the entire spectrum below 10 Hz. In order to apply the numerical Wiener filter procedure (cf. Sec. II), all classical noise spectra need to be approximated by rational functions of Ω^2 . This is illustrated by Fig. 9 (upper panel) where the seismic noise spectral density, pre-estimated by the simulation tool *Bench* [55], is approximated accordingly. The seismic noise spectrum is constant below 0.25 Hz, then it drops as $\sim 1/f^6$ between 0.25 Hz and 2 Hz and finally it drops as $\sim 1/f^{10}$ above 2 Hz. The

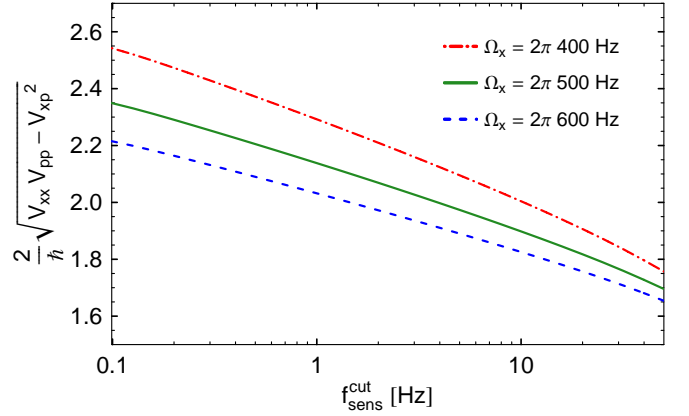


FIG. 10: Uncertainty product of the conditional state versus sensing noise cut-off frequency for three different sensing noise levels. Force noise contributions are the same as in Fig. 9. The second-order moments formally diverge when downshifting the cut-off frequency.

suspension thermal noise constitutes a second force noise contribution which drops as $\sim 1/f^{5/2}$ above the pendulum eigenfrequency (at 1 Hz) and it intersects the SQL at 20 Hz. Such a frequency dependance presumes structural damping. Above 3 Hz the internal thermal noise follows $\sim 1/f^{1/2}$ and it intersects the SQL at 500 Hz. We have employed the Padé expansion in order to simulate the behavior of the spectral densities.

It should be emphasized that the conditional second-order moments can diverge, if the sensing noise rises towards low frequencies, and therefore a cut-off frequency must be chosen carefully. This issue is illustrated by Figs. 10 where the cut-off frequency of the sensing noise is varied, while the classical force noise contributions are held fixed. This divergence can be explained as follows: for a free mass, the effect of radiation pressure noise diverges towards low frequencies. Hence the boundedness of the conditional variances depends crucially on the the motion of the test mass at low frequencies. Furthermore the mirror thermal noise with $S(f) \sim 1/f$ formally leads to a logarithmic divergence. In the case of a real experimental set-up the mirrors are suspended as pendulums and the mirror thermal noise should also exhibit a low-frequency cut-off — but more importantly the low frequency noise will be canceled out in a subsequent verification stage, as it will be shown in a forthcoming paper [42]. Such a cancelation arises from the fact that for the mirror thermal noise with frequencies lower than the inverse of the sum of the preparation-stage and verification-stage measurement time scales, their contribution to errors in the preparation and verification measurements are the same, and therefore cancels out, when the two sets of data are compared with each other. This argument justifies an increase of the cut-off frequency to a level of around 3 Hz.

VI. ADVANCED LIGO CONFIGURATIONS

In this section we will investigate the performance of the planned Advanced LIGO detector [5], a second generation gravitational-wave observatory, towards the preparation of test-mass quantum states. It is planned that this large-scale laser interferometer (cf. Fig. 1) — 4 km long arm cavities consisting of 40 kg mirrors — starts its operation in 2014. It will be nearly quantum noise limited in most of its frequency band (10 Hz to 10 kHz), and will operate near or at its SQL. Our previous investigations in Sec. III and V have suggested that such a SQL-sensitivity allows to prepare nearly Heisenberg-limited quantum states of macroscopic test masses. Note that we will consider the differential mode of the interferometer's four movable arm-cavity mirrors which is equivalent to a single movable mirror in a single detuned cavity [56] — with one quarter the mass of each individual mirror, i.e. 10 kg.

The classical noise budget of the Advanced LIGO detector has been estimated by the simulation tool *Bench* [55]. We choose the same type of spectra as for the example configuration in Sec. VC, i.e. with identical power laws and cut-offs in frequency, and adjust the parameters such that the predicted Advanced LIGO classical noise budget is well approximated. In contrast to Sec. VC, Advanced LIGO comprises finite bandwidth cavities, which gives rise to a non-Markovian quantum noise. Moreover, the detuned signal-recycling technique introduces even the optical spring into the dynamics of the mirrors just as in the case of a detuned cavity (cf. Sec. VA). As an example, the quantum noise of the Advanced LIGO broadband configuration, which is optimal for the detection of neutron star binary inspirals, is plotted in the upper panel of Fig. 11.

We have carried out a full parameter search over the space of signal-recycling parameters in order to optimize the configuration with respect to the uncertainty product of the conditional state. We have fixed the characteristic frequency ν_c (as defined in Eq. (20) of Ref. [56]) of the system, which is basically determined by the fixed circulating optical power of 800 kW which in turn determines the measurement frequency. Furthermore, we have only considered a homodyne detection at the Advanced LIGO broadband configuration quadrature, i.e. $\zeta = 0.7\pi$. The result of this optimization is shown in the lower panel of Fig. 11 which depicts the effective occupation number \mathcal{N}_{eff} — as introduced in the Appendix B — versus the effective detuning λ and the effective bandwidth ϵ — these two quantities are defined in Eq. (18) of Ref. [56]. It clearly shows that the purity of the conditional state benefits from a restoring optical spring, i.e. a positive detuning facilitates the preparation of macroscopic quantum states as it was shown before. Note that increasing the effective bandwidth ϵ always gives rise to an additional improvement, which has also been clarified before. The Advanced LIGO broadband configuration with $\lambda = 2\pi 290$ Hz and $\epsilon = 2\pi 120$ Hz is marked with a

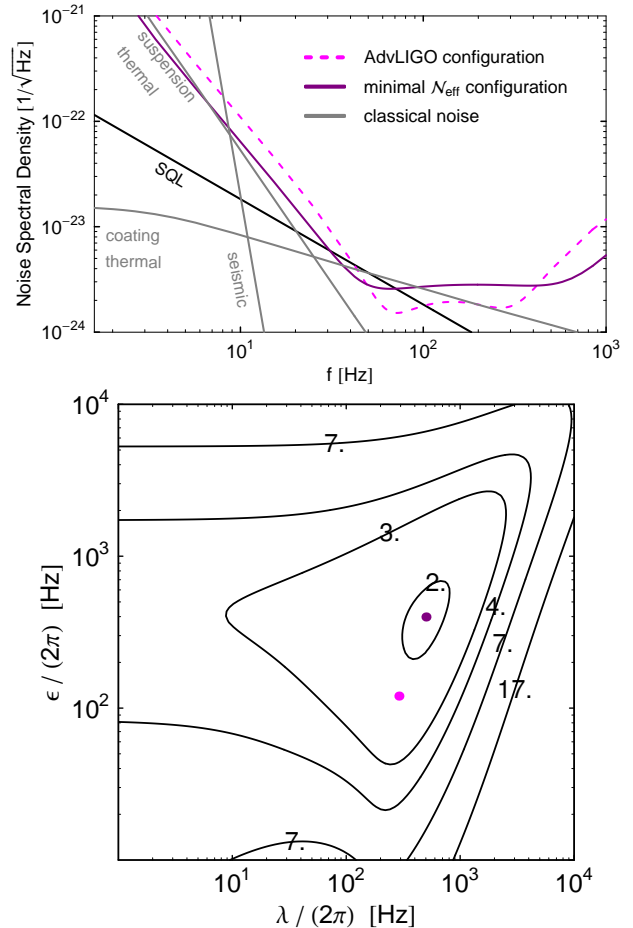


FIG. 11: *Upper panel*: spectral densities of main noise sources present in the Advanced LIGO detector: seismic, suspension thermal and internal thermal noise (gray lines) as well as two examples of the quantum noise (magenta and purple lines). Pre-estimated classical non-Markovian noise budget is fitted by rational functions with characteristic spectra as in Fig. 9. *Lower panel*: effective occupation number \mathcal{N}_{eff} of conditional state (of the differential mirror mode) versus effective detuning λ and effective bandwidth ϵ . The dots mark the Advanced LIGO broadband configuration state (magenta) and lowest occupation number state (purple) when $\zeta = 0.7\pi$.

dot in the lower panel of Fig. 11 and gives $\mathcal{N}_{\text{eff}} \approx 2.2$ while the other dot marks the purest state at $\lambda = 2\pi 500$ Hz and $\epsilon = 2\pi 400$ Hz which gives $\mathcal{N}_{\text{eff}} \approx 1.9$. An additional optimization of the homodyne detection angle decreases this number only marginal.

Aside from the currently estimated classical noise budget, a more optimistic scenario [57] has been investigated, in which the seismic and suspension thermal noise are reduced by a factor of ten, while the coating thermal noise is lowered by a factor of three (in amplitude). Here the cut-off frequencies remain the same. A rough optimization has revealed that the minimal achievable effective occupation number drops down to $\mathcal{N}_{\text{eff}} \approx 0.38$ (cf. Fig. 12)

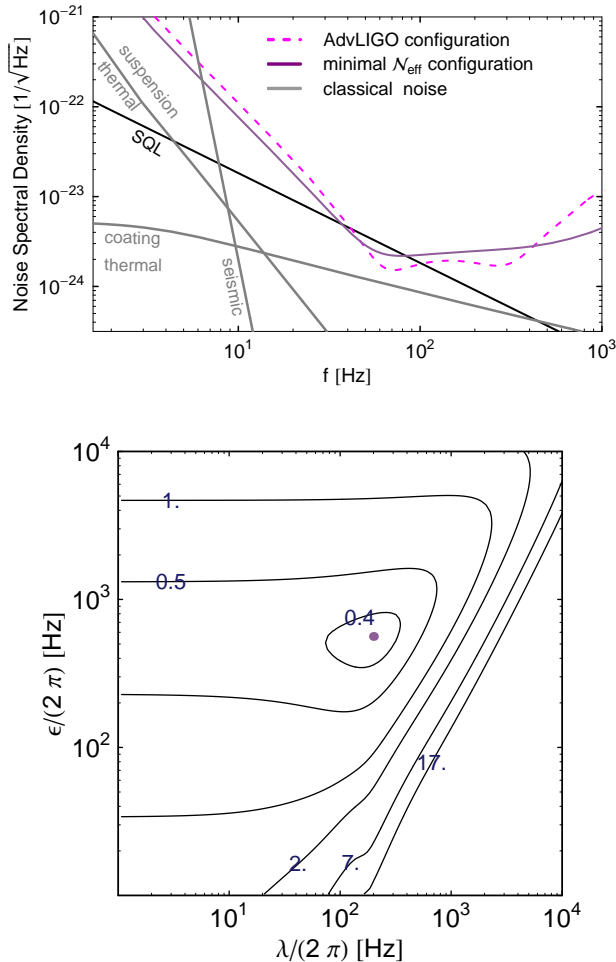


FIG. 12: *Upper panel*: spectral densities of main noise sources present in an improved Advanced LIGO detector. *Lower panel*: effective occupation number \mathcal{N}_{eff} of the differential mirror mode’s conditional state versus effective detuning λ and effective bandwidth ϵ for phase quadrature detection. The dot marks the lowest occupation number state.

for phase quadrature detection. Further major improvements regarding the classical noise level in the Advanced LIGO detector — especially the laser noise — will even allow to entangle the cavity mirrors in the north with those in the east arm.

VII. CONCLUSION

This paper has been devoted in great detail to a survey of the first principles in the preparation of macroscopic Gaussian quantum state of non-massless objects. We have motivated and introduced the Wiener filter method in this context — as an advantage over the stochastic master equations — and have given a simple analytical expression for the covariance matrix of a system under any continuous linear Markovian measurement process.

We have shown that in absence of any additional noise, the conditional state is totally determined by the measurement noise. Moreover, the purity of the conditional state is even equal to the purity of the underlying measurement process (cf. Eq. (41)). This provides an important insight into the understanding of conditional states which was probably not communicated before.

In Markovian measurements with non-correlated shot and radiation-pressure noise, we have shown that the effective occupation number of the conditional state is connected to the factor the device beats the SQL, i.e. to the bandwidth within which the classical noise is below the SQL (cf. Eq. (47) and Eq. (56)). For $S_{\text{cl}} < S_{\text{SQL}}$ around the frequency Ω_{cl} , at which the two classical noise spectra intersect, we find $\mathcal{N}_{\text{eff}} < 1/2$. We have shown that neither a balanced homodyne detection of a non-phase quadrature nor input-squeezing would help to get a more pure state — but they can significantly steer the shape of the conditional state, e.g. the test-mass squeezing.

Furthermore, we have motivated that a simple power-recycled Michelson interferometer is the ideal device to prepare macroscopic entanglement [40]. We have shown that the existence of entanglement in position and momentum between the two end mirrors is closely related to the factor at which the classical noise beats the SQL: a quantum measurement with a flexible but frequency-independent homodyne detection angle and no restriction to the optical power as an example, theoretically requires the classical noise to be at least a factor of 1.5 below the free-mass SQL at a certain sideband frequency.

Moreover, we studied mirror quantum-state preparation in non-Markovian quantum-measurement systems. In the first instance we have considered the conditional quantum state of a test mass inside a finite-bandwidth system. It has been demonstrated that even a quantum noise limited configuration does not allow the preparation of a minimum Heisenberg uncertainty state — due to quantum entanglement between the test mass and the cavity mode, which has a non-zero lifetime.

It has been pointed out that the purity of a conditional quantum state of macroscopic test masses can benefit from introducing an optical spring. This has been verified numerically for the quantum noise limited regime.

Furthermore we have optimized the effective occupation number of the differential mode of the planned Advanced LIGO gravitational-wave detector in the presence of pre-estimated realistic decoherence processes. It has been confirmed that already a moderately reduced classical noise budget, such as for an improved Advanced LIGO detector, allows us to prepare a nearly pure quantum state of the mechanical mode under consideration.

Finally, we have explored the effective occupation number achievable by Advanced LIGO, on the differential mode of its four macroscopic test masses. It has been shown that an occupation number of ≈ 2.2 is readily reachable by the baseline design, a moderate shift in optical parameters can achieve ≈ 1.9 , while a moderate enhancement in classical noise budget could achieve ≈ 0.38 .

Third-generation gravitational-wave detectors, or prototype interferometers specifically designed for testing macroscopic quantum mechanics would be able to surpass this moderate enhancement of Advanced LIGO, and reach deep into the quantum regime.

Acknowledgments

We thank all the members of the AEI-Caltech-MIT MQM discussion group for very useful discussions. We thank K.S. Thorne for initiating this research project, and V.B. Braginsky for important critical comments. Research of H.M.-E., K.S. and Y.C. is supported by the Alexander von Humboldt Foundation's Sofja Kovalevskaja Programme. Y.C. and K.S. are also supported by the National Science Foundation (NSF) grants PHY-0653653 and PHY-0601459, as well as the David and Barbara Groce startup fund at Caltech. Research of H.R. and R.S. is supported by the Deutsche Forschungsgemeinschaft through the SFB No. 407. K.S. is also supported by the Japan Society for the Promotion of Science (JSPS). Y.M. is supported by NSF grant PHY-0601459, PHY-0653653, NASA grant NNX07AH06G, NNG04GK98G and the Brinson Foundation. Research of C.L. is supported by National Science Foundation grants PHY-0099568 and PHY-0601459.

APPENDIX A: QUANTUM WIENER FILTER

Here we directly evaluate the conditional generating functional involving the observables $\hat{x}_l(t)$,

$$\begin{aligned} J &\equiv \text{tr} \left[\hat{\rho}^{\text{cond}} e^{i \sum_l \alpha_l \hat{x}_l(t)} \right] \\ &= \text{tr} \left[\hat{\rho} \mathcal{P}_{[\hat{y}(t')=y(t) | t' < t]} e^{i \sum_l \alpha_l \hat{x}_l(t)} \right], \quad (\text{A1}) \end{aligned}$$

with

$$-i \frac{\partial}{\partial \alpha_l} \Big|_{\alpha_l=0} J = x_l^{\text{cond}}(t) \quad (\text{A2})$$

$$(-i)^2 \frac{\partial^2}{\partial \alpha_l \partial \alpha_m} \Big|_{\alpha_l=\alpha_m=0} J = V_{lm}^{\text{cond}}. \quad (\text{A3})$$

If we then write the projection operator as a path integral,

$$\mathcal{P}_{[\hat{y}(t')=y(t) | t' < t]} \propto \int D[k] e^{i \int_{-\infty}^t dt' k(t') [\hat{y}(t') - y(t')]}, \quad (\text{A4})$$

we have

$$J \propto \int D[k] \text{tr} \left[\hat{\rho} e^{i \sum_l \alpha_l \hat{x}_l(t) + i \int_{-\infty}^t dt' k(t') [\hat{y}(t') - y(t')]} \right]. \quad (\text{A5})$$

For a Gaussian state $\hat{\rho}$ and any linear observable $\hat{x} = \hat{x}^\dagger$, if $\text{tr}[\hat{\rho} \hat{x}] = 0$, then we always have

$$\text{tr} [\hat{\rho} e^{i \hat{x}}] = e^{-\langle \hat{x}^2 \rangle / 2}. \quad (\text{A6})$$

Using this property, we obtain

$$J \propto \int D[k] e^{-\langle [\sum_l \alpha_l \hat{x}_l(t) + \int_{-\infty}^t dt' k(t') \hat{y}(t')]^2 \rangle / 2} e^{-i \int_{-\infty}^t dt' k(t') y(t')} \quad (\text{A7})$$

Suppose Eqs. (12) and (13) hold, i.e.,

$$\hat{x}_l(t) = \hat{R}_l(t) + \int_{-\infty}^t dt' K_l(t-t') \hat{y}(t'), \quad \langle \hat{R}_l(t) \hat{y}(t') \rangle = 0, \quad \forall t' < t, \quad (\text{A8})$$

then

$$\left\langle \left[\sum_l \alpha_l \hat{x}_l(t) + \int_{-\infty}^t dt' k(t') \hat{y}(t') \right]^2 \right\rangle = \sum_{lm} \alpha_l \alpha_m \langle \hat{R}_l(t) \hat{R}_m(t) \rangle + \int_{-\infty}^t \int_{-\infty}^t dt' dt'' \tilde{k}(t') \tilde{k}(t'') \langle \hat{y}(t') \hat{y}(t'') \rangle,$$

where we have defined

$$\tilde{k}(t') = k(t') + \sum_l \alpha_l K_l(t-t'). \quad (\text{A9})$$

Using $\tilde{k}(t)$ as the new integration variable, J can be re-written as

$$J \propto \exp \left[-\frac{1}{2} \sum_{lm} \alpha_l \alpha_m \langle \hat{R}_l(t) \hat{R}_m(t) \rangle \right] \exp \left[i \int_{-\infty}^t dt' \sum_l \alpha_l K_l(t-t') y(t') \right], \quad (\text{A10})$$

which justifies Eqs. (14) and (15).

APPENDIX B: EFFECTIVE OCCUPATION NUMBER

The uncertainty product of Gaussian states is a true measure of the purity and therefore a reasonable measure of the quantum-ness of the state. Trying to reconstruct, as commonly done, the number of quanta, the so-called *occupation number*, may not always be the most fundamental figure of merit: squeezed states, for example, can have high occupation numbers, yet they should be considered probably more quantum than vacuum states. Moreover, the definition of an occupation number requires a well-defined, real-valued eigenfrequency, which does not always naturally exist.

The uncertainty product can be converted back into an *effective occupation number* by using the relation

$$2\mathcal{N}_{\text{eff}} = \frac{2}{\hbar} \sqrt{V_{xx} V_{pp} - V_{xp}^2} - 1. \quad (\text{B1})$$

If a state has no correlation in position and momentum this effective occupation number should be interpreted as follows: suppose that the variances in position and momentum are given and produced by a perfect harmonic oscillator in a quadratic potential having an arbitrary but real-valued eigenfrequency ω_{eff} . Then the effective occupation number is obtained by minimizing the total

energy divided by the energy of each quanta with respect to that eigenfrequency ω_{eff} . This strategy reads

$$\mathcal{N}_{\text{eff}} = \min_{\omega_{\text{eff}}} \left\{ \frac{1}{\hbar \omega_{\text{eff}}} \left(\frac{V_{pp}}{2m} + \frac{m \omega_{\text{eff}}^2 V_{xx}}{2} \right) - \frac{1}{2} \right\}, \quad (\text{B2})$$

where the minimum is achieved at

$$\omega_{\text{eff}} = \sqrt{\frac{V_{pp}}{m^2 V_{xx}}}. \quad (\text{B3})$$

Thus, the effective occupation number is the minimal occupation number one could obtain when assuming to have a harmonic oscillator with no correlation in position and momentum and an effective eigenfrequency as given in Eq. (B3).

For a state with correlation in position and momentum, the effective occupation number still gives the minimal occupation but with respect to two other orthogonal quadratures which are not position and momentum. Moreover, the effective occupation number is an interesting quantity because it in fact determines the *von Neumann entropy* of a state [58] as given by

$$\mathcal{S} = (\mathcal{N}_{\text{eff}} + 1) \log(\mathcal{N}_{\text{eff}} + 1) - \mathcal{N}_{\text{eff}} \log \mathcal{N}_{\text{eff}}. \quad (\text{B4})$$

-
- [1] B. Abbott et al., Nucl. Instrum. Methods A **517**, 154 (2004).
 - [2] L. D. Fiore and the *VIRGO collaboration*, Class. Quant. Grav. **19**, 1421 (2002).
 - [3] B. Willke, et al., Class. Quantum Grav. **19**, 1377 (2002).
 - [4] M. Ando and the *TAMA collaboration*, Phys. Rev. Lett. **86**, 3950 (2001).
 - [5] Advanced LIGO Reference Design, LIGO Tech. Rep. M060056 (2007) [http://www.ligo.caltech.edu/docs/M/M060056-08/M060056-08\(2007\).pdf](http://www.ligo.caltech.edu/docs/M/M060056-08/M060056-08(2007).pdf).
 - [6] C. M. Caves, K. S. Thorne, R. W. Drever, V. D. Sandberg, and M. Zimmermann, Rev. Mod. Phys. **52**, 341 (1980).
 - [7] V. B. Braginsky and F. Y. Khalili, *Quantum measurement* (Cambridge University Press, 1999).
 - [8] V. B. Braginsky, Sov. Phys. JETP **26**, 831 (1968).
 - [9] H. J. Kimble, Y. Levin, A. B. Matsko, K. S. Thorne, and S. P. Vyatchanin, Phys. Rev. D **65**, 022002 (2001).
 - [10] J.-M. Courty, A. Heidmann, and M. Pinard, Phys. Rev. Lett. **90**, 083601 (2003).
 - [11] F. Y. Khalili, Phys. Lett. **A298**, 308 (2002).
 - [12] P. Purdue, Phys. Rev. D **66**, 022001 (2002).
 - [13] P. Purdue and Y. Chen, Phys. Rev. D **66**, 122004 (2002).
 - [14] Y. Chen, Phys. Rev. D **67**, 122004 (2003).
 - [15] J. Harms, Y. Chen, S. Chelkowski, A. Franzen, H. Vahlbruch, K. Danzmann, and R. Schnabel, Phys. Rev. D **68**, 042001 (2003).
 - [16] F. Y. Khalili, Phys. Lett. **A317**, 169 (2003).
 - [17] S. L. Danilishin, Phys. Rev. D **69**, 102003 (2004).
 - [18] A. Buonanno and Y. Chen, Phys. Rev. D **69**, 102004 (2004).
 - [19] T. Corbitt, N. Mavalvala, and S. E. Whitcomb, Phys. Rev. **D70**, 022002 (2004).
 - [20] S. L. Danilishin and F. Y. Khalili, Phys. Rev. **D73**, 022002 (2006).
 - [21] F. Y. Khalili, Phys. Rev. **D76**, 102002 (2007).
 - [22] F. Y. Khalili, Phys. Rev. **D77**, 062003 (2008).
 - [23] H. Rehbein, H. Mueller-Ebhardt, K. Somiya, C. Li, R. Schnabel, K. Danzmann, and Y. Chen, Phys. Rev. D **76**, 062002 (2007).
 - [24] H. Rehbein, H. Mueller-Ebhardt, K. Somiya, S. L. Danilishin, R. Schnabel, K. Danzmann, and Y. Chen,

- Phys. Rev. D **78**, 062003 (2008).
- [25] S. Miyoki, T. Uchiyama, K. Yamamoto, H. Hayakawa, K. Kasahara, H. Ishitsuka, M. Ohashi, K. Kuroda, and D. Tatsumi, *Class. Quantum Grav.* **21**, 1173 (2004).
- [26] A. Bunkowski, O. Burmeister, D. Friedrich, K. Danzmann, and R. Schnabel, *Class. Quantum Grav.* **23**, 7297 (2006).
- [27] R. O’Shaughnessy, *Class. Quantum Grav.* **23**, 7627 (2006).
- [28] M. Bondarescu and K. S. Thorne, *Phys. Rev. D* **74**, 082003 (2006).
- [29] M. Evans, S. Ballmer, M. Fejer, P. Fritschel, G. Harry, and G. Ogin, *Phys. Rev. D* **78**, 102003 (2008).
- [30] H. J. Kimble, B. L. Lev, and J. Ye, *Phys. Rev. Lett.* **101**, 260602 (2008).
- [31] B. Abbott et al., submitted to *New Journal of Physics* (2008).
- [32] P. F. Cohadon, A. Heidmann, and M. Pinard, *Phys. Rev. Lett.* **83**, 3174 (1999).
- [33] A. Hopkins, K. Jacobs, S. Habib, and K. Schwab, *Phys. Rev. B* **68**, 235328 (2003).
- [34] D. Kleckner and D. Bouwmeester, *Nature* **444**, 75 (2006).
- [35] T. Corbitt, C. Wipf, T. Bodiya, D. Ottaway, D. Sigg, N. Smith, S. Whitcomb, and N. Mavalvala, *Phys. Rev. Lett.* **99**, 160801 (2007).
- [36] C. M. Mow-Lowry, A. J. Mullavey, S. Gossler, M. B. Gray, and D. E. McClelland, *Phys. Rev. Lett.* **100**, 010801 (2008).
- [37] A. Vinante, M. Bignotto, M. Bonaldi, M. Cerdonio, L. Conti, P. Falferi, N. Liguori, S. Longo, R. Mezzena, A. Ortolan, et al., *Phys. Rev. Lett.* **101**, 033601 (2008).
- [38] S. Mancini, D. Vitali, and P. Tombesi, *Phys. Rev. Lett.* **80**, 688 (1998).
- [39] C. W. Gardiner and P. Zoller, *Quantum noise* (Springer-Verlag, Berlin, 2004), 3rd ed.
- [40] H. Mueller-Ebhardt, H. Rehbein, R. Schnabel, K. Danzmann, and Y. Chen, *Phys. Rev. Lett.* **100**, 013601 (2008).
- [41] S. Danilishin, H. Mueller-Ebhardt, H. Rehbein, K. Somiya, R. Schnabel, K. Danzmann, T. Corbitt, C. Wipf, N. Mavalvala, and Y. Chen, submitted to *Phys. Rev. Lett.* (2008).
- [42] S. Danilishin, H. Miao, H. Mueller-Ebhardt, H. Rehbein, K. Somiya, R. Schnabel, K. Danzmann, and Y. Chen, in preparation (2008).
- [43] G. J. Milburn, *Quantum Semiclass. Opt.* **8**, 269 (1996).
- [44] A. C. Doherty, S. M. Tan, A. S. Parkins, and D. F. Walls, *Phys. Rev. A* **60**, 2380 (1999).
- [45] A. Barchielli, *Int. J. Theor. Phys.* **32**, 2221 (1992).
- [46] N. Wiener, *Extrapolation, interpolation, and smoothing of stationary time series* (The MIT Press, 1949).
- [47] L. Bouten, R. van Handel, and M. James, *SIAM J. Control Optim.* **46**, 2199 (2007).
- [48] A. Buonanno and Y. Chen, *Phys. Rev. D* **65**, 042001 (2002).
- [49] C. M. Caves, *Phys. Rev. D* **23**, 1693 (1980).
- [50] A. Einstein, Podolsky, and Rosen, *Phys. Rev.* **47**, 777 (1935).
- [51] A. Furusawa, J. L. Soerensen, S. L. Braunstein, C. A. Fuchs, H. J. Kimble, and E. S. Polzik, *Science* **282**, 706 (1998).
- [52] W. P. Bowen, R. Schnabel, P. K. Lam, and T. C. Ralph, *Phys. Rev. Lett.* **90**, 043601 (2003).
- [53] G. Vidal and R. F. Werner, *Phys. Rev. A* **65**, 032314 (2002).
- [54] A. Buonanno and Y. Chen, *Phys. Rev. D* **64**, 042006 (2001).
- [55] <http://www.ligo.mit.edu/bench/bench.html> (v. 4.0).
- [56] A. Buonanno and Y. Chen, *Phys. Rev. D* **67**, 062002 (2003).
- [57] R. Adhikari, Private communication (2007).
- [58] W. H. Zurek, S. Habib, and J. P. Paz, *Phys. Rev. Lett.* **70**, 1187 (1993).