

Supplement of Biogeosciences, 14, 1969–1987, 2017
<http://www.biogeosciences.net/14/1969/2017/>
doi:10.5194/bg-14-1969-2017-supplement
© Author(s) 2017. CC Attribution 3.0 License.



Supplement of

Modelling sun-induced fluorescence and photosynthesis with a land surface model at local and regional scales in northern Europe

Tea Thum et al.

Correspondence to: Tea Thum (tea.thum@fmi.fi)

The copyright of individual parts of the supplement might differ from the CC-BY 3.0 licence.

S1 Figures from site level simulations

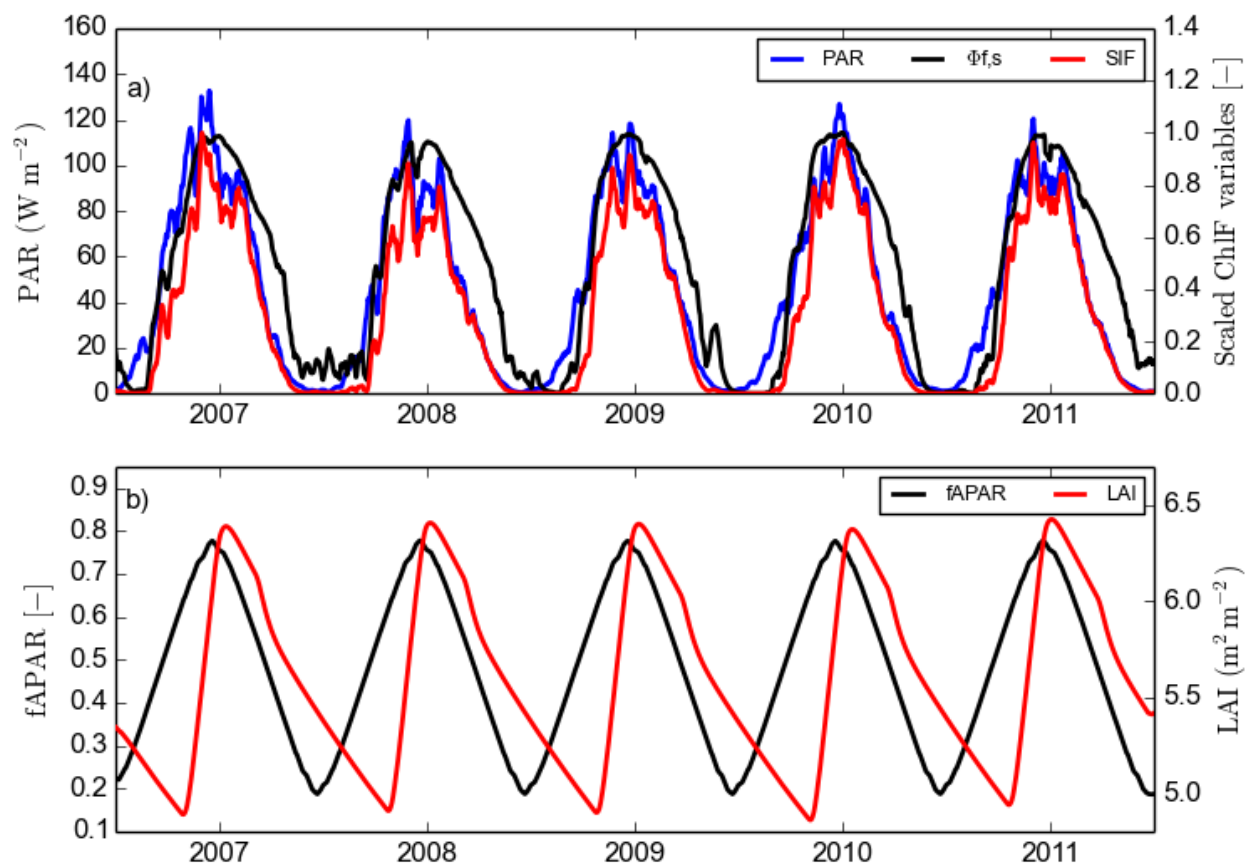


Fig. S1. (a) Five years of incoming photosynthetically active radiation (PAR) (blue line), modelled quantum yield of fluorescence (Φ_f) (black line) and sun-induced chlorophyll fluorescence (SIF) (red line) and (b) modelled fraction of absorbed photosynthetic active radiation by vegetation (fAPAR) (black line) and leaf area index (LAI) (red line). The daily values have been smoothed by a moving 10-day window.

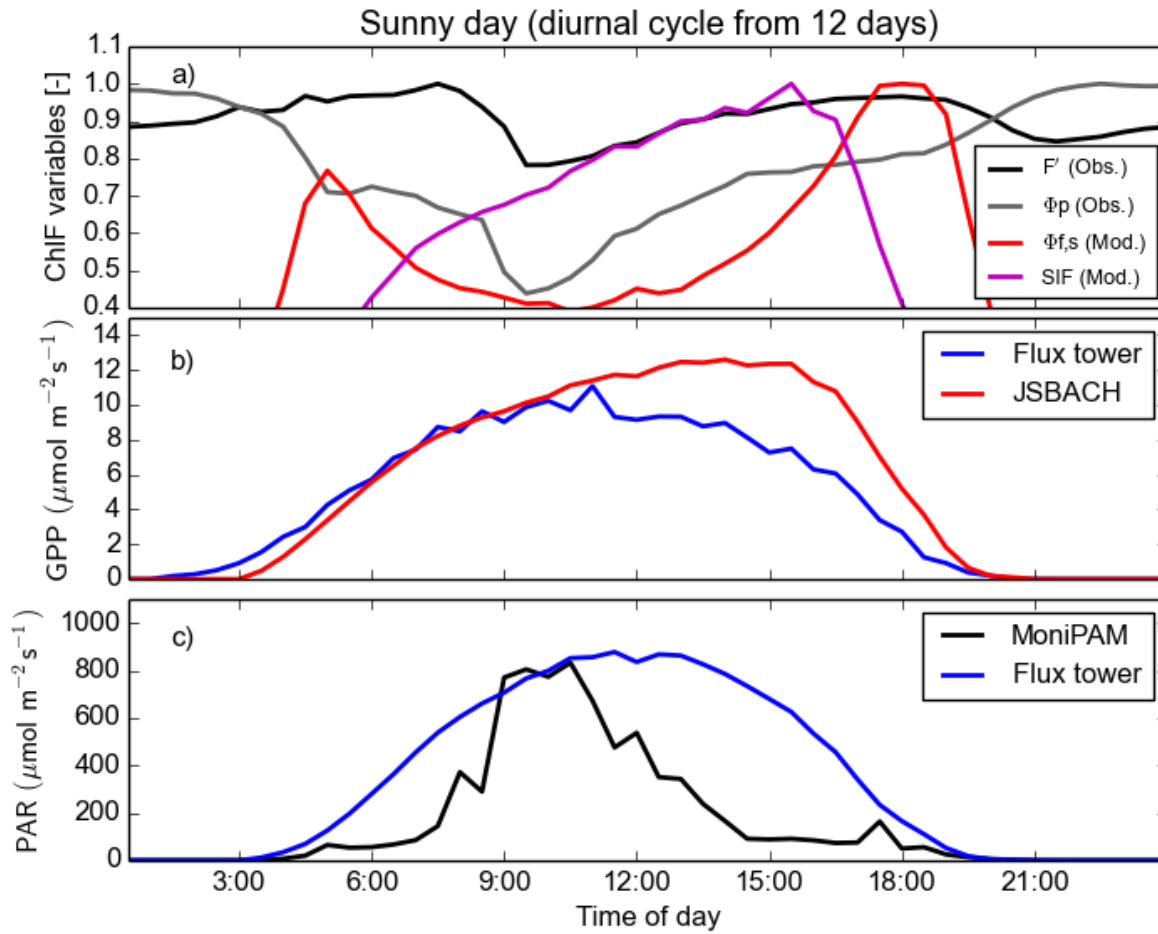


Fig. S2. (a) The diurnal cycles of observed prevailing fluorescence signal as measured with PAM fluorometry (F') and quantum yield of photochemistry in PSII (Φ_p) from MONI-PAM and modelled quantum yield of fluorescence ($\Phi_{f,s}$) and sun-induced chlorophyll fluorescence (SIF) as averaged from 12 sunny days during the growing season, (b) the gross primary production (GPP) as measured from the flux tower (blue line) and GPP simulated by JSBACH (red line), (c) photosynthetically active radiation (PAR) observation from the flux tower (blue line) and from the MONI-PAM observation place in the canopy (black line).

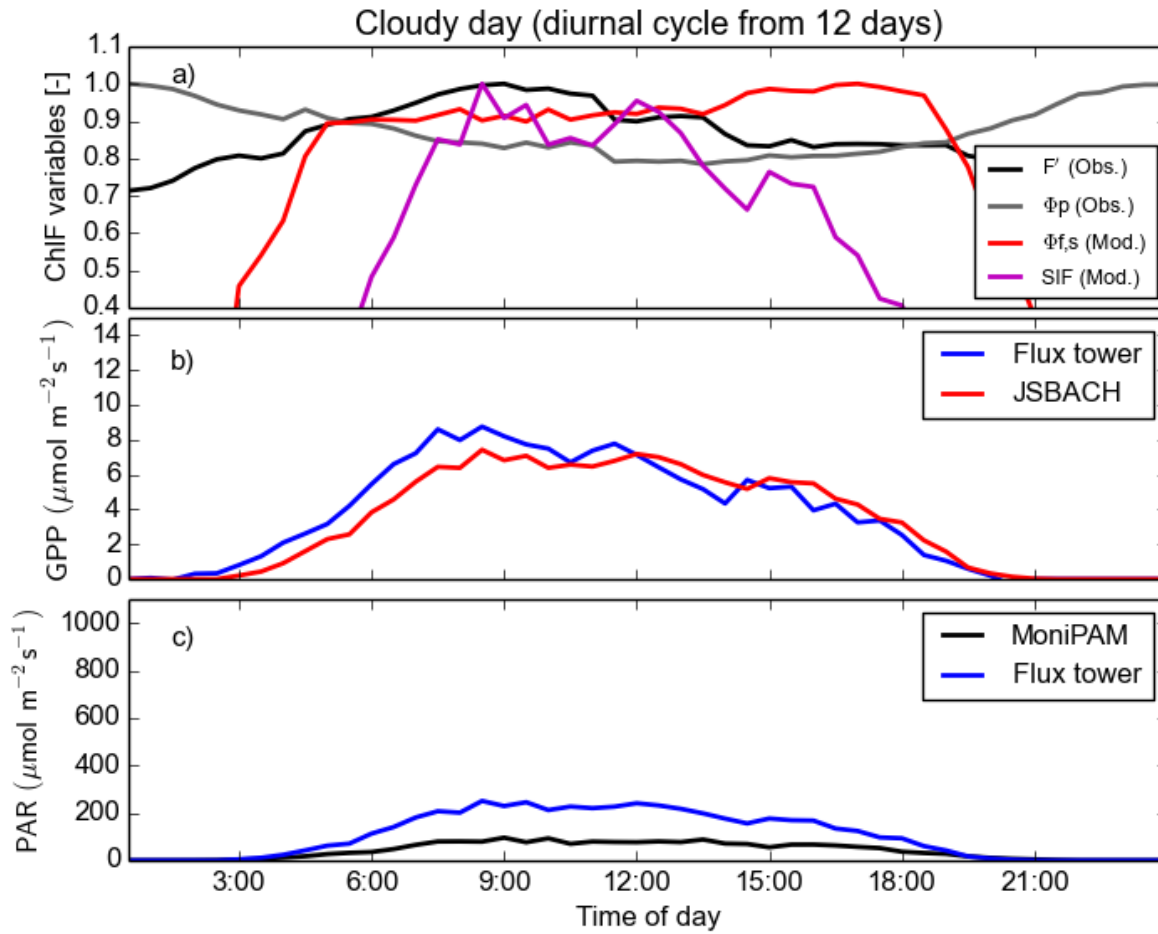


Fig. S3. (a) The diurnal cycles of observed prevailing fluorescence signal as measured with PAM fluorometry (F') and quantum yield of photochemistry in PSII (Φ_p) from MONI-PAM and modelled quantum yield of fluorescence (Φ_f) and sun-induced chlorophyll fluorescence (SIF) as averaged from 12 cloudy days during the growing season, (b) the gross primary production (GPP) as measured from the flux tower (blue line) and GPP simulated by JSBACH (red line), (c) photosynthetically active radiation (PAR) observation from the flux tower (blue line) and from the MONI-PAM observation place in the canopy (black line).