

ANTHROPOLOGY

Bows and arrows and complex symbolic displays 48,000 years ago in the South Asian tropics

Michelle C. Langley^{1*}, Noel Amano², Oshan Wedage^{2,3}, Siran Deraniyagala⁴, M.M Pathmalal⁵, Nimal Perera⁴, Nicole Boivin^{2,6,7,8}, Michael D. Petraglia^{2,6,8}, Patrick Roberts^{2,6}

Archaeologists contend that it was our aptitude for symbolic, technological, and social behaviors that was central to *Homo sapiens* rapidly expanding across the majority of Earth's continents during the Late Pleistocene. This expansion included movement into extreme environments and appears to have resulted in the displacement of numerous archaic human populations across the Old World. Tropical rainforests are thought to have been particularly challenging and, until recently, impenetrable by early *H. sapiens*. Here, we describe evidence for bow-and-arrow hunting toolkits alongside a complex symbolic repertoire from 48,000 years before present at the Sri Lankan site of Fa-Hien Lena—the earliest bow-and-arrow technology outside of Africa. As one of the oldest *H. sapiens* rainforest sites outside of Africa, this exceptional assemblage provides the first detailed insights into how our species met the extreme adaptive challenges that were encountered in Asia during global expansion.

INTRODUCTION

South Asia, and Sri Lanka more specifically, has emerged as a particularly important region for understanding how our species managed to successfully colonize a wide variety of environments among a backdrop of changing climates and interhominin contacts (1–4). As early as the 1980s, it was proposed that microlith technologies alongside bone technologies and ochre use appeared in Sri Lanka earlier than they did in Europe (5). Despite these suggestions, and the recognized importance of the region for human evolutionary studies, detailed studies of the material culture recovered from its most ancient sites have thus far been lacking, particularly with regard to postulated personal ornaments (6–7), potential projectile technologies (4, 8), and other forms of material culture that provide insight into how human societies negotiated the South Asian tropics during the Late Pleistocene. It is only recently that multidisciplinary excavation of long, well-dated cave and rockshelter sequences is enabling these questions to be investigated and the findings to be compared to records from more customarily discussed regions (9).

As the site of the earliest fossil appearance of *Homo sapiens* in South Asia (5), Fa-Hien Lena cave in southwestern Sri Lanka is a crucial locale for understanding the adaptive capacities and cultural flexibility that humans required as they first moved throughout the diverse environments of Asia. Ongoing analysis of the site has already found that it holds the earliest microlith assemblage in the region (9) and attests to targeted hunting of prime-aged semi-arboreal and arboreal monkeys and squirrels (4). Here, we present evidence for the earliest use of bow-and-arrow technology outside of Africa—a unique tradition using innovative osseous-based arrow heads. Also

described is a diverse toolkit of bone and tooth tools indicating the manufacture of plant- and/or hide-based items that may represent some of the earliest clothing or nets in a tropical setting, alongside a complex array of symbolic artifacts—this record stretching from c. 48 ka (thousand years) through to c. 4 ka BP (before present) (Fig. 1).

RESULTS

On the basis of stratigraphy and dating, four distinct phases of occupation have been identified at Fa-Hien Lena (Fig. 1). Phase D contains evidence for Late Pleistocene occupation of the cave from c. 48 ka to 34 ka cal. BP and probably involved several episodes of occupation, each of which may have been relatively short-lived. Phase C spans the Terminal Pleistocene occupation from c. 13 ka to 12 ka cal. BP, while phases B and A span the Early (8.7 ka to 8 ka cal. BP) and Middle (6 ka to 4 ka cal. BP) Holocene, respectively. One radiocarbon date falls outside these phases (29,120 to 27,870 cal. BP) and may represent a short-lived episode of human presence within the cave (4).

Osseous hunting technologies

Analysis of the recovered faunal remains determined that the osseous tools to be described below were made on site. Blanks, unfinished tools, and waste pieces were identified in each of the four phases, with broken fragments of finished artifacts, along with several points displaying cut marks consistent with those produced during retooling activities, suggesting that maintenance of weapons was also regularly practiced. Of the artifacts made on terrestrial bone, 130 are consistent in size, morphology, weight, and use wear with having served as projectile points. Flaked and ground into shape, three broad categories of point were identified: unipoints ($n = 24$; 18.4%), bipoints ($n = 18$; 13.8%), and geometrics ($n = 2$; 1.5%), with the majority of the collection made up by fragments exhibiting both manufacturing traces and impact fractures, though not complete enough to determine the original form ($n = 86$; 66.1%). Unipoints exhibit notches on their left and/or right sides around their midline indicating fixed hafting using ligatures (Fig. 2, D and E). Similar notching attributable to hafting measures was also observed on a number of the bipoints (Fig. 2, C and F) while others, such as the geometrics, show no signs of having been fixed to a shaft (Fig. 2, A and B). Decoration or

¹Australian Research Centre for Human Evolution, Environmental Futures Research Institute, Griffith University, Nathan, Brisbane, Queensland, Australia. ²Department of Archaeology, Max Planck Institute for the Science of Human History, Jena, Germany. ³Department of History and Archaeology, University of Sri Jayewardenepura, Gangodawila, Nugegoda, Sri Lanka. ⁴Department of Archaeology, Government of Sri Lanka, Colombo, Sri Lanka. ⁵Department of Zoology, Centre for Water Quality and Algae Research, University of Sri Jayewardenepura, Gangodawila, Nugegoda, Sri Lanka. ⁶School of Social Sciences, University of Queensland, Brisbane, Queensland, Australia. ⁷Department of Anthropology and Archaeology, University of Calgary, Calgary, Canada. ⁸Department of Anthropology, National Museum of Natural History, Smithsonian Institution, Washington, DC, USA.

*Corresponding author. Email: m.langley@griffith.edu.au

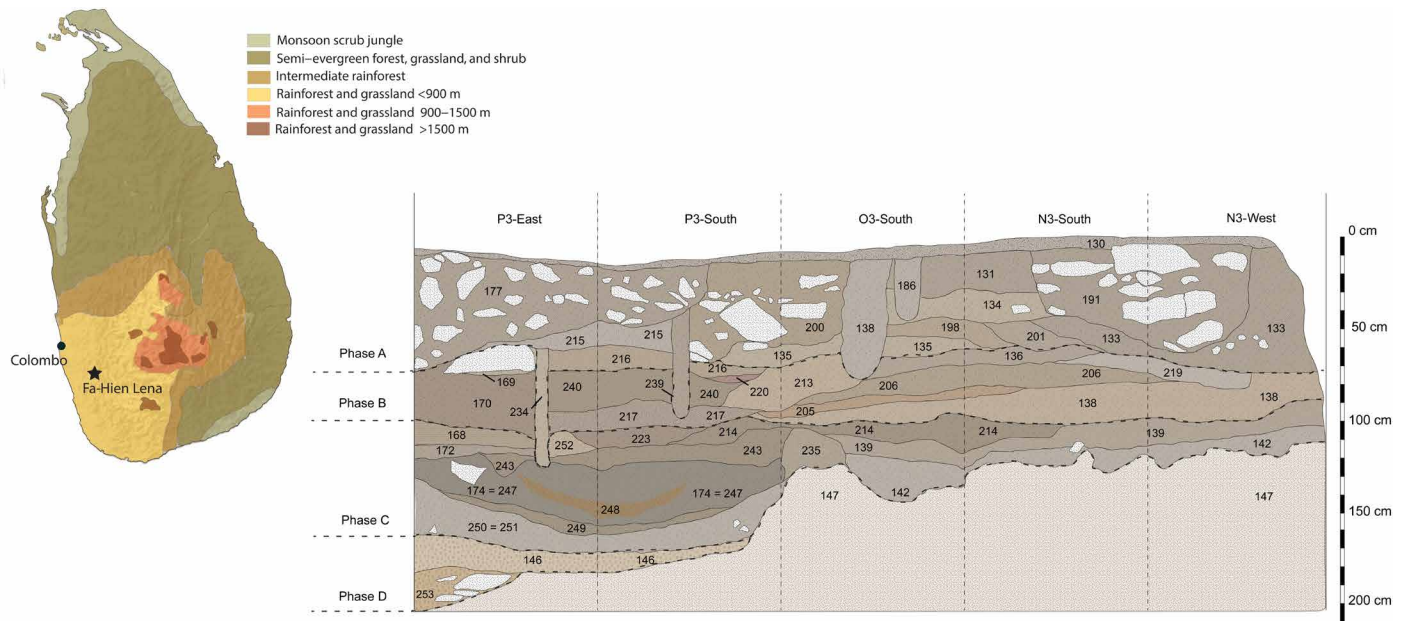


Fig. 1. Find context. Location and stratigraphy of Fa-Hien Lena, Sri Lanka.




Fig. 2. Pointed bone technologies of Fa-Hien Lena. Bone projectile points (A to H) and scrapers (I to K) from Fa-Hien Lena. (A and B) Geometric bipoints, with (B) coming from phase D context 146; (C and F) hilted bipoint, red arrows indicate cut notches; (D and E) hilted unipoints, red arrows and red circle indicate wear indicating fixed hafting; (G and H) symmetrical bipoints.

grooves for holding poison (10, 11) were only found on a single point (Fig. 2C). All points are made on Cercopithecoid long bone.

The hafting and launch mode for the bone points are determined through the combined consideration of the form of the point (size, weight, and proximal morphology), use wear (hafting and impact), and comparison to ethnographic observations of arboreal mammal

hunting. Before the introduction of the shotgun, bows and arrows and blowguns were the weapons of choice for hunting monkeys in South America, Asia, and Africa (12–16). Both these technologies require small, light points with the only difference being that arrow tips were fixed (hafted) to a lightweight shaft, while blow-gunning requires a long and exceptionally light dart to be fletched with an

equally lightweight stuffing to create a seal within the blowgun. These technologies are made from plant and/or osseous materials—the choice of species being dependent on what is available in the environment. Lacing the points with poison is also a common feature (14–19). Of note here, the use of bones from hunted monkeys to produce projectile points has been recorded in recent times (20).

We can rule out the use of the Fa-Hien Lena unipoints and the larger bipoints as blowgun darts as they are morphologically unsuitable for this launch mode—being too short, too heavy, and having being hafted. Instead, they display design and use wear for fixed hafting (notches, shoulders, and wear to proximal edge) to a thin—less than 1 cm thick—shaft as inferred by proximal width of the points (median, 3.5 mm). Furthermore, the dominance of distal-mesial fragments within the recovered assemblage is consistent with osseous projectile point collections (21). They also commonly display step-terminating bending fractures and spin-offs to their distal extremity, damage considered to be diagnostic impact fractures for brittle solids (22, 23). While differentiating between arrow and spear points on use wear alone is currently untenable, the size of the Fa-Hien Lena points is too small for a single-pointed spear, and, while consistent with those that would tip a multipronged spear, this weapon would be ineffective for the environment and prey present in this context as closed forest environments do not allow for the lengthy arced trajectory that these weapons typically require.

Thus, the small size, light weight, fixed hafting, presence of hunting-consistent impact fractures on distal extremities, assemblage composition, and ethnographic analogies combine to indicate that the bow and arrow was in use at Fa-Hien Lena from at least 48 to 34 ka cal. BP (Fig. 2 and figs. S3 and S4). The use of the bow and arrow is further supported by the fact that the zooarchaeological prey mortality profiles based on dental eruption and wear suggest that prime-aged adult monkeys were targeted (4)—this projectile technology allowed for the deliberate targeting of specific individuals. In contrast, the use of traps in the capture of semi-arboreal taxa usually results in mortality profiles similar to those in natural populations (24, 25).

The geometrics, on the other hand, do not display clear evidence for fixed hafting and may represent fishing gorges similar to those found in Later Stone Age African (26) and Late Holocene East Coast Australian contexts. Fish remains were found in all phases of Fa-Hien Lena, with two families—silurids (catfish) and cyprinids (carp)—identified (4). Ethnoichthyological studies from Sri Lanka show that these fish are caught using a variety of techniques, including the use of ichthyotoxic plants, spearing, line fishing, and the use of cane baskets and nets (27, 28). Alternatively, these small, carefully shaped points could have functioned as barbs within snares or netted traps—the use of such technology noted for catching both arboreal and ground-dwelling prey (29, 30). As outlined below, evidence for the processing of skins and plant fibers is abundant at this site, so the use of snares or nets is supported by additional lines of evidence.

Analysis of the metric data suggests that the bone projectile points increase gradually in absolute length between phase D and phase A at Fa-Hien Lena. This expansion in artifact size correlates with an increase in the exploitation of larger mammals, particularly Suidae, Cervidae, and Bovidae (4), demonstrating fluidity in the developed hunting technology. This toolset mirrors the quartz microlith assemblage—which may also have tipped arrows—recovered from the site, which also showed very little change in dimension and raw material during the c. 40 ka that Fa-Hien Lena was occupied (9).

Four artifacts constituting a different bone-based technology were recovered from phase C, dating to 13 to 12 ka cal. BP (Fig. 2, I to K). These pieces have been flaked into shape and resemble cutting or scraping tools made in stone. Yet another approach to osseous technology found in phase C contexts at Fa-Hien Lena is a single deer antler blank made using the groove-and-splinter technique (Fig. 3C) and another in the younger phase B. No other antler-based technology has yet been found.

Plant- and/or skin-working technologies

An additional 29 bone implements display morphologies and wear consistent with use as awls, pegs, wedges, and lissoir—tools associated with the working of skins and/or plant fibers (Fig. 3). Traditionally, discussion of the origin and development of clothing has been tied to the need to protect the body from the cold (31). However, the Sri Lankan evidence suggests that clothing development may represent another technology that could be molded to suit the circumstances—in this case, perhaps as a layer of protection from insect-borne disease.

The three modified (flaked) Cercopithecoid canines fit comfortably into this skin/plant working techno-complex, as does a single barking deer (*Muntiacus muntjak*) molar that has been flaked to accentuate the sharp tip (Fig. 3F). A final find that supports the working of animal skins and/or plant fibers at Fa-Hien Lena is a carefully shaped bone ellipse from phase A (Fig. 4A). Each side is marked with regularly spaced lithic-cut notches—19 on the left and 10 on the right (Fig. 4B). Several very shallow cut marks are also visible down each edge. The tip has accrued extensive rounding and polish with a large chip taken out of one face, while the base has been snapped in antiquity. The size, shape, and use wear of the piece could suggest use as a shuttle or mesh stick/gauge for constructing nets (32). The even spacing of the notches down each side of the piece could coincide with the spacing of knots and loops (33) and, as nets are exceptionally useful in catching both arboreal and aquatic resources, would be perfectly suited to the Sri Lankan environment. Alternatively, it may represent a decorated “spatula,” though it would be too thin for practical use (34).

Symbolic and social technologies

Evidence for symbolic and/or social behaviors include three marine shell beads: two made from the apex of *Conus* spp. (phases D and B; Fig. 4, C to E) and one from a mud snail (*Nassariidae*) (phase C; Fig. 4G). Each displays a single perforation and extensive wear (rounding, polishing, and key-holing) from use (Fig. 4, D and F). This rounding and polish is so extensive that all signs of flaking and/or grinding from the reduction of the shell into a disc form are completely absent. The preference for white, bright, shiny, and round qualities in the shells selected for beads is therefore similar at this Sri Lankan site to what is observed at other *H. sapiens* sites of similar age (35, 36). No economic marine shell or any marine fish bones—with the exception of several shark teeth—were found at the site, indicating that either the people who used Fa-Hien Lena visited the coast to collect these materials or had contact with groups living on the coast. Given that stable carbon and oxygen isotope information from human tooth enamel at the nearby site of Batadomba-Lena implies year-round tropical forest foraging, trading between groups focusing on different ecologies seems more probable (2, 3).

Completely unique to the site are three large beads made entirely of red ochre nodules, one found in phase B (8.7 to 8 ka cal. BP) and two with missing provenance (from excavations before 2010,




Fig. 3. Antler blank with tooth and bone fur- and/or plant-working tools from Fa-Hien Lena. (A and B) Cercopithecid bone peg or lissoir; (C) antler blank; (D and F) Cercopithecid canine awls or knives; (E) flaked muntjak molar; (G and H) Cercopithecid bone pegs or awls; (I) cervid metapodial wedge.

Fig. 4, H, J, and O). Unlike the 136 other fragments of yellow, red, and mica colorants that exhibit striations from grinding and scraping to produce powdered pigment—only one of the beads shows any sign of grinding or scraping of its surface (Fig. 4J). Instead, all three have been perforated with c. 3-mm holes, the edges of which show signs of stringing (Fig. 4I). The higher surfaces of each ochre bead exhibit extensive rounding and polish, indicating that they have rubbed against a soft surface such as skin or hide. As far as we are aware, no other ochre beads have been reported for any other Pleistocene or Early Holocene-aged contexts anywhere in the world—instead, more durable beads (such as those made in shell or bone) have been found colored with pigment, either incidentally (transfer from the body/clothing) or deliberately (35). At Fa-Hien Lena, no traces of colorants were observed on the shell beads, possibly owing to the fact that they were recovered during wet sieving and later washed.

Silver (mica) pigments are the dominant colorant in the assemblage, followed by dark-to-bright reds, and then bright yellow. Mica nodules are exceptionally small in most cases, averaging just over 1 cm in maximum dimension. The 31.5-g specimen shown in Fig. 4N was the largest colorant piece recovered and displays significant grinding and rubbing facets. If mica was available in large nodules, as this example indicates, the small finds then suggest that this type of pigment was regularly reduced to near exhaustion.

DISCUSSION

The proliferation of parietal and portable art along with the dynamic change in technological complexity during the European Upper Paleolithic (c. 45 to 11 ka BP) has been held up as a “gold standard” in human cultural development (37–40). In Western and Central Europe, tailored clothing, osseous technologies, and figurative art have been argued to enable resilience in the face of cold climates

and growing populations (41). More recently, finds in Africa placed the earliest evidence for symbolism and extensive social signaling alongside sophisticated production of blades for projectile technologies in the coastal contexts of southern and northern Africa c. 100 to 80 ka (42–44). Long traditions of archaeological excavation and prioritization in these regions have meant that they eclipse other parts of Africa, Asia, Australasia, and the Americas in quantity of archaeological residues reported and, consequently, discussions of the origins and adaptive context of material culture characteristic of our species. This trend has prevailed despite the fact we now know that by the end of the Late Pleistocene, *H. sapiens* populations were occupying arid environments in Southern Africa and Australia (45, 46), paleo-arctic settings in Siberia (47), high-altitude environments on the Tibetan Plateau (48), and, most significantly here, tropical forests in Africa (49), Southeast Asia (50), Melanesia (51), and Sri Lanka.

By providing the first in-depth traceological insights into the use of organic technologies in the Wet Zone of Pleistocene Sri Lanka, we have identified different types of pointed bone technologies in the record of Fa-Hien Lena—including notched unipoints and bipoints that likely tipped arrows, as well as geometric points that were potentially used in freshwater fishing. While the use of fiber at the site may also have supported the application of trapping in hunting arboreal and freshwater resources, it is now definitively evident that the majority of the osseous technologies were used in the high-velocity projectile hunting of small semi-arboreal and arboreal game. This finding is notable in a global context as it represents the earliest definitive evidence for high-powered projectile hunting in a tropical rainforest environment at 48 ka BP—and the earliest evidence for bow-and-arrow technology outside of Africa (52). While the use of high-velocity projectile weaponry has been tentatively suggested at 32 ka BP at Lobang Hangus (Niah Caves, Sarawak), more definitive evidence in Southeast Asia is limited to the Terminal




Fig. 4. Symbolic material culture of Fa-Hien Lena. (A and B) Possible decorated spatula, shuttle, or lissoir in bone; marine shell beads in (C to E) *Conus* spp. and (F and G) *Nassariidae*; ochre beads (H to K and O) and used (L) yellow, (M) red, and (N) mica colorants.

Pleistocene and Holocene but concentrated around the Pleistocene-Holocene boundary (53, 54).

The Fa-Hien Lena osseous technologies share a number of commonalities with that recovered from the similarly aged Niah Caves contexts some 3000 km away in Sarawak, for which a tropical rainforest environment has also been reconstructed during the Late Pleistocene (55, 56). In particular, the use of fine grinding to shape the artifacts and the use of pointed long bones leaving the diaphysis intact are recorded at both sites, as is the dominance of projectile points over other osseous tool forms in the assemblages. Teeth were used as tools at both locations (suids at Niah and Cercopithecoid and *Muntiacus* at Fa-Hien Lena). Differences are also apparent, however, the most important being that while the tools at Fa-Hien Lena were almost exclusively made on Cercopithecoid bone (with the exceptions of the few made on large mammal bone from the Terminal Pleistocene), at Niah, the tools were manufactured mostly from large or intermediate-sized mammals (55, 56).

We also present the first high-resolution analysis of symbolic material culture from a Late Pleistocene site in tropical Sri Lanka. Microscopic analysis has demonstrated that *H. sapiens* populations in this part of the world—as those recorded in Africa and Eurasia at this same period—continued to value mineral colorants and marine

shell beads for social signaling practices. Unique to this site, however, is the heavy usage of silver (mica) pigments alongside both bright red and bright yellow. While the collection and use of silver pigments are noted for other early *H. sapiens* sites in Asia and Australasia, such as Madjedbebe (57), as far as we are aware, we report the first instance of beads made from ochre nodules. The use of both ochre and marine shells for ornamentation purposes is demonstrated for *H. sapiens* in the Middle and Later Stone Ages of Africa from c. 100 ka BP (58), from c. 45 ka BP in Eurasia (36), and from 45 ka BP in Island Southeast Asia (59). It is noteworthy that, yet again, we find light-colored shells and colorants in bright hues forming the backbone of the symboling system. Given the stable isotope evidence that highlights the reliance of humans living at the Late Pleistocene Wet Zone rainforest sites on forest resources (2, 3), the attainment of marine shells, which were then elaborated, also highlights the significance of exchange networks between populations on different parts of the island. Alongside later, Terminal Pleistocene evidence for shark teeth and marine shell beads at Fa-Hien Lena (6) and Balangoda Kuragala (2), this initial finding implies the development of long-distance trading networks between populations exploiting the interior rainforests and groups located on the coast.

It is becoming increasingly apparent that if we are to understand the technology, symbolic material culture developments, social contexts, and adaptive strategies that accompanied our species during its expansion within and beyond Africa, it is important to study records beyond the traditional heartlands of paleoanthropological and Paleolithic archaeological research (59–63). Notably, we have demonstrated that elements such as clothing and fiber traps, projectile technologies, and symbolic networks, once thought to be characteristically early in Europe and Africa (39, 40), were present among early human populations at the tip of South Asia inhabiting a tropical rainforest environment. Recent research has highlighted the nonlinear and divergent way in which traits of supposed “behavioral modernity” among our species appeared (63–65). Yet, if we are to move away from essentialist ideas of “modernity,” toward understandings of “variability” (63), it is also essential to determine the diverse environmental contexts in which personal ornamentation, projectile technologies, and long-distance social networks emerged in the Pleistocene, not just in Africa but also beyond. Only then can we fully understand the adaptive contexts behind these behaviors and the nature of their application in the unique diversity of environments that our species was to colonize by the start of the Holocene.

MATERIALS AND METHODS

The bone tools and artifacts analyzed in this study were selected from the faunal assemblages recovered during the 2009 to 2012 excavations of Fa-Hien Lena. In addition to looking at finished osseous artifacts, we also looked at anthropic modifications on faunal remains (e.g., cutmarks, grinding, and deliberate breakage), and the results were presented in detail by Wedage *et al.* (4). All artifacts were examined using a Zeiss Stemi 508 stereomicroscope fitted with an AxioCam 105 camera. Metrics were obtained using Mitutoyo CD-6” CX digital calipers, whose metal arms were coated with a thin plastic layer to protect the artifacts from scratches. Identification of manufacture and use traces was based on previous examinations of osseous, marine shell, and colorant assemblages. To date, a total of 30 radiocarbon dates are available for Fa-Hien Lena (4, 6), allowing for a detailed phasing for the site. We also revised the site’s stratigraphy. Details of the site chronology and phasing are presented in the Supplementary Materials.

SUPPLEMENTARY MATERIALS

Supplementary material for this article is available at <http://advances.sciencemag.org/cgi/content/full/6/24/eaba3831/DC1>

REFERENCES AND NOTES

- H. V. A. James, M. D. Petraglia, Modern human origins and the evolution of behavior in the later Pleistocene record of South Asia. *Curr. Anthropol.* **46**, S3–S27 (2005).
- P. Roberts, N. Perera, O. Wedage, S. Deraniyagala, J. Perera, S. Eregama, A. Gledhill, M. D. Petraglia, J. A. Lee-Thorp, Direct evidence for human rainforest resource reliance in Late Pleistocene Sri Lanka. *Science* **347**, 1246–1249 (2015).
- P. Roberts, N. Perera, O. Wedage, S. Deraniyagala, J. Perera, S. Eregama, M. D. Petraglia, J. A. Lee-Thorp, Fruits of the forest: Human stable isotope ecology and rainforest adaptations in Late Pleistocene and Holocene (~36 to 3 ka) Sri Lanka. *J. Hum. Evol.* **106**, 102–118 (2017).
- O. Wedage, N. Amano, M. C. Langley, K. Douka, J. Blinkhorn, A. Crowther, S. Deraniyagala, N. Kourampas, I. Simpson, N. Perera, A. Picin, N. Boivin, M. Petraglia, P. Roberts, Specialized rainforest hunting by *Homo sapiens* ~45,000 years ago. *Nat. Commun.* **10**, 739 (2019).
- S. U. Deraniyagala, *The Prehistory of Sri Lanka: An Ecological Perspective* (Department of Archaeological Survey, 1992).

- N. Perera, *Prehistoric Sri Lanka: Late Pleistocene Rockshelters and an Open Air Site*. BAR Int. Series (Archaeopress, 2010).
- N. Perera, N. Kourampas, I. A. Simpson, S. U. Deraniyagala, D. Bulbeck, J. Kamminga, J. Perera, D. Q. Fuller, K. Szabó, N. V. Oliveira, People of the ancient rainforest: Late Pleistocene foragers at the Batadomba-lena rockshelter, Sri Lanka. *J. Hum. Evol.* **61**, 254–269 (2011).
- N. Perera, P. Roberts, M. Petraglia, Bone technology from late Pleistocene caves and rockshelters of Sri Lanka, in *Osseous Projectile Weaponry* (Springer, 2016).
- O. Wedage, A. Picin, J. Blinkhorn, K. Douka, S. Deraniyagala, N. Kourampas, N. Perera, I. Simpson, N. Boivin, M. Petraglia, P. Roberts, Microliths in the South Asian rainforest ~45–4 ka: New insights from Fa-Hien Lena Cave, Sri Lanka. *PLOS ONE* **14**, e0222606 (2019).
- L. Backwell, F. d’Errico, L. Wadley, Middle Stone Age bone tools from the Howiesons Poort layers, Sibudu Cave, South Africa. *J. Archaeol. Sci.* **35**, 1566–1580 (2008).
- M. C. Langley, M. E. Prendergast, C. Shipton, E. M. Quintana Morales, A. Crowther, N. Boivin, Poison arrows and bone utensils in Late Pleistocene eastern Africa: Evidence from Kuumbi Cave, Zanzibar. *Azania* **51**, 155–177 (2016).
- M. Gurven, H. Kaplan, M. Gutierrez, How long does it take to become a proficient hunter? Implications for the evolution of extended development and long life span. *J. Hum. Evol.* **51**, 454–470 (2006).
- K. Hawkes, K. Hill, J. F. O’Connell, Why hunters gather: Optimal foraging and the Aché of eastern Paraguay. *Am. Ethnol.* **9**, 379–398 (1982).
- Y. Kuchikura, Efficiency and focus of blowpipe hunting among Semaq Beri hunter-gatherers of Peninsula Malaysia. *Hum. Ecol.* **16**, 271–305 (1988).
- K. D. Lupo, D. N. Schmitt, Small prey hunting technology and zoo archaeological measures of taxonomic diversity and abundance: Ethnoarchaeological evidence from Central African forest forages. *J. Anthropol. Archaeol.* **24**, 335–353 (2005).
- L. Rival, The growth of family trees: Understanding Huaorani perceptions of the Forest. *Man* **28**, 635–652 (1993).
- K. Endicott, The Batek of Peninsular Malaysia, in *The Cambridge Encyclopaedia of Hunters and Gatherers* (Cambridge Univ. Press, 1999), pp. 298–302.
- K. Hill, K. Hawkes, Neotropical hunting among the Ache of Eastern Paraguay, in *Adaptive Responses of Native Amazonians* (Academic Press, 1983), pp. 139–188.
- J. A. Yost, P. M. Kelley, Shotguns, blowguns, and spears: The analysis of technological efficiency, in *Adaptive Responses of Native Amazonians* (Academic Press, 1983), pp. 189–224.
- G. G. Politis, N. J. Saunders, Archaeological correlates of ideological activity: Food taboos and spirit-animals in an Amazonian hunter-gatherer society, in *Consuming Passions and Patterns of Consumption* (McDonald Institute for Archaeological Research, 2002), pp. 113–130.
- M. C. Langley, Investigating maintenance and discard behaviours for osseous projectile points: A Middle to Late Magdalenian (c.19,000 to 14,000 cal. BP) example. *J. Anthropol. Archaeol.* **40**, 340–360 (2015).
- J. Bradfield, M. Lombard, A microfracture study of bone points used in experimental hunting with reference to the South African Middle Stone age. *S. Af. Archaeol. Bull.* **66**, 67–76 (2011).
- A. Fischer, P. Vemming Hansen, P. Rasmussen, Macro and micro wear traces on lithic projectile points. *J. Dan. Archaeol.* **3**, 19–46 (1984).
- M. C. Stiner, The use of mortality patterns in archaeological studies of hominid predatory adaptations. *J. Anthropol. Archaeol.* **9**, 305–351 (1990).
- P. J. Piper, R. J. Rabett, The vertebrate fauna of the Niah Caves, in *Archaeological Investigations in the Niah Caves, Sarawak* (McDonald Institute for Archaeological Research, 2016), pp. 401–438.
- J. Bradfield, Fishing with gorges: Testing a functional hypothesis. *J. Archaeol. Sci. Rep.* **24**, 593–607 (2019).
- C. G. Seligmann, B. Z. Seligmann, *The Veddas* (Cambridge Univ. Press, 1911).
- W. S. Weligange, Prehistoric fishing practices in Sri Lanka, in *Festschrift for Professor S.B. Hettiaratchi: Essays on Archaeology, History, Buddhist Studies and Anthropology* (Sarasavi Publishers, 2010), pp. 211–228.
- E. Bennett, J. G. Robinson, *Hunting of Wildlife in Tropical Forests: Implications for Biodiversity and Forest Peoples* (Environmental Department Working Papers, 2000).
- J. Fortier, *Kings of the Forest: The Cultural Resilience of Himalayan Hunter Gatherers* (University of Hawai’i Press, 2009).
- I. Gilligan, The prehistoric development of clothing: Archaeological implications of a thermal model. *J. Archaeol. Meth. Theory* **17**, 15–80 (2010).
- O. Soffer, Recovering perishable technologies through use wear on tools: Preliminary evidence for Upper Paleolithic weaving and net making. *Curr. Anthropol.* **45**, 407–413 (2004).
- C. Holdgate, *Net Making for All* (Mills and Boon Ltd, 1970).
- H. Camps-Fabrer, D. Ramseyer, *Biseaux et Tranchants, Fiches Typologiques de l’Industrie Osseuse Préhistorique, Cahier VIII* (Éditions du Cedarc, 1998).
- F. d’Errico, C. Henshilwood, M. Vanhaeren, K. van Niekerk, *Nassarius kraussianus* shell beads from Blombos Cave: Evidence for symbolic behaviour in the Middle Stone Age. *J. Hum. Evol.* **48**, 3–24 (2005).

36. M. Vanhaeren, F. d'Errico, Aurignacian ethno-linguistic geography of Europe revealed by personal ornaments. *J. Archaeol. Sci.* **33**, 1105–1128 (2006).
37. R. G. Klein, Anatomy, behaviour and modern human origins. *J. World Prehist.* **9**, 167–198 (1995).
38. R. G. Klein, B. Edgar, *The Dawn of Human Culture* (Wiley, 2002).
39. P. Mellars, Why did modern human populations disperse from Africa ca. 60,000 years ago? A new model. *Proc. Natl. Acad. Sci. U.S.A.* **103**, 9381–9386 (2006).
40. S. J. Mithen, *The Prehistory of the Mind: A Search for the Origins of Art, Religion, and Science* (Thames and Hudson, 1996).
41. N. Conard, The demise of the Neanderthal cultural niche and the beginning of the Upper Paleolithic in southwestern Germany, in *Neanderthal Lifeways, Subsistence and Technology* (Springer, 2011), pp. 223–240.
42. C. S. Henshilwood, C. W. Marean, The origin of modern human behavior: Critique of the models and their test implications. *Curr. Anthropol.* **44**, 627–651 (2003).
43. C. S. Henshilwood, F. d'Errico, K. L. van Niekerk, L. Dayet, A. Queffelec, L. Pollarolo, An abstract drawing from the 73,000-year-old levels at Blombos Cave, South Africa. *Nature* **562**, 115–118 (2018).
44. C. W. Marean, M. Bar-Matthews, J. Bernatchez, E. Fisher, P. Goldberg, A. I. R. Herries, Z. Jacobs, A. Jerardino, P. Karkanas, T. Minichillo, P. J. Nilssen, E. Thompson, I. Watts, H. M. Williams, Early human use of marine resources and pigment in South Africa during the Middle Pleistocene. *Nature* **449**, 905–908 (2007).
45. J. McDonald, W. Reynen, F. Petchey, K. Ditchfield, C. Byrne, D. Vannieuwenhuysse, M. Leopold, P. Veth, *Karnatukul* (Serpent's Glen): A new chronology for the oldest site in Australia's Western Desert. *PLOS ONE* **13**, e0202511 (2018).
46. D. J. Nash, S. Coulson, S. Stauroset, J. S. Ulyott, M. Babutsi, M. P. Smith, Going the distance; Mapping mobility in the Kalahari Desert during the Middle Stone Age through multi-site geochemical provenancing of silcrete artefacts. *J. Hum. Evol.* **96**, 113–133 (2016).
47. V. V. Pitulko, A. N. Tikhonov, E. Y. Pavlova, P. A. Nikolskiy, K. E. Kuper, R. N. Polozov, Early human presence in the Arctic: Evidence from 45,000-year-old mammoth remains. *Science* **351**, 260–263 (2016).
48. X. L. Zhang, B. B. Ha, S. J. Wang, Z. J. Chen, J. Y. Ge, H. Long, W. He, W. Da, X. M. Nian, M. J. Yi, X. Y. Zhou, P. Q. Zhang, Y. S. Jin, O. Bar-Yosef, J. W. Olsen, X. Gao, The earliest human occupation of the high-altitude Tibetan Plateau 40 thousand to 30 thousand years ago. *Science* **362**, 1049–1051 (2018).
49. C. Shipton, P. Roberts, W. Archer, S. J. Armitage, C. Bita, J. Blinkhorn, C. Courtney-Mustaphi, A. Crowther, R. Curtis, F. d'Errico, K. Douka, P. Faulkner, H. S. Groucutt, R. Helm, A. I. R. Herries, S. Jembe, N. Kourampas, J. Lee-Thorp, R. Marchant, J. Mercader, A. Pitarch Marti, M. E. Prendergast, B. Rowson, A. Tengeza, R. Tibesasa, T. S. White, M. D. Petraglia, N. Boivin, 78,000-year-old record of Middle and Later Stone Age innovation in an East African tropical forest. *Nat. Commun.* **9**, 1832 (2018).
50. G. Barker, L. Farr, *Archaeological Investigations in the Niah Caves, Sarawak: The Archaeology of the Niah Caves, Sarawak* (McDonald Institute for Archaeological Research, 2016), vol. 2.
51. G. R. Summerhayes, M. Leavesley, A. Fairbairn, H. Mandui, J. Field, A. Ford, R. Fullagar, Human adaptation and plant use in highland New Guinea 49,000 to 44,000 years ago. *Science* **330**, 78–81 (2010).
52. M. Lombard, Quartz-tipped arrows older than 60ka: Further use-trace evidence from Sibudu, KwaZulu-Natal, South Africa. *J. Archaeol. Sci.* **38**, 1918–1930 (2011).
53. P. J. Piper, R. J. Rabett, Hunting in a tropical rainforest: Evidence from the terminal Pleistocene at Lobang Hangus, Niah Caves, Sarawak. *Int. J. Osteoarchaeol.* **19**, 551–565 (2009).
54. H. Barton, P. J. Piper, R. Rabett, I. Reeds, Composite hunting technologies from the Terminal Pleistocene and early Holocene, Niah Cave, Borneo. *J. Archaeol. Sci.* **36**, 1708–1714 (2009).
55. R. Rabett, in *Archaeological Investigations in the Niah Caves, Sarawak*, G. Barker, L. Farr, Eds. (McDonald Institute for Archaeological Research, 2016).
56. R. Rabett, P. J. Piper, The emergence of bone technologies at the end of the Pleistocene in Southeast Asia: Regional and evolutionary implications. *Camb. Archaeol. J.* **22**, 37–56 (2012).
57. C. Clarkson, M. Smith, B. Marwick, R. Fullagar, L. A. Wallis, P. Faulkner, T. Manne, E. Hayes, R. G. Roberts, Z. Jacobs, X. Carah, K. M. Lowe, J. Matthews, S. A. Florin, The archaeology, chronology and stratigraphy of Madjedbebe (Malakunanja II): A site in northern Australia with early occupation. *J. Hum. Evol.* **83**, 46–64 (2015).
58. C. S. Henshilwood, B. Dubreuil, The Still Bay and Howiesons Poort, 77–59 ka: Symbolic material culture and the evolution of the mind during the African Middle Stone Age. *Curr. Anthropol.* **52**, 361–400 (2011).
59. A. Brumm, M. C. Langley, M. W. Moore, B. Hakim, M. Ramli, I. Sumantri, B. Burhan, A. M. Saiful, L. Siagian, Suryatman, R. Sardi, A. Jusdi, Abdullah, A. P. Mubarak, Hasliana, Hasrianti, A. A. Oktaviana, S. Adhityatama, G. D. van den Bergh, M. Aubert, J.-x. Zhao, J. Huntley, B. Li, R. G. Roberts, E. W. Saptomo, Y. Perston, R. Grün, Early human symbolic behavior in the Late Pleistocene of Wallacea. *Proc. Natl. Acad. Sci. U.S.A.* **114**, 4105–4110 (2017).
60. M. C. Langley, C. Clarkson, S. Ulm, Symbolism expression in Pleistocene Sahul, Sunda, and Wallacea. *Quat. Sci. Rev.* **221**, 105883 (2019).
61. A. P. Marti, Y. Wei, X. Gao, F. Chen, F. d'Errico, The earliest evidence of coloured ornaments in China: The ochred ostrich eggshell beads from Shuidonggou Locality 2. *J. Anthropol. Archaeol.* **48**, 102–113 (2017).
62. S. McBrearty, A. S. Brooks, The revolution that wasn't: A new interpretation of the origin of modern human behavior. *J. Hum. Evol.* **39**, 453–563 (2000).
63. J. J. Shea, *Homo sapiens* is as *Homo sapiens* was. *Curr. Anthropol.* **52**, 1–35 (2011).
64. L. Wadley, Were snares and traps used in the Middle Stone Age and does it matter? A review and a case study from Sibudu, South Africa. *J. Hum. Evol.* **58**, 179–192 (2010).
65. P. Roberts, 'We have never been behaviourally modern': The implications of material engagement theory and metaplasticity for understanding the Late Pleistocene record of human behaviour. *Quat. Int.* **405**, 8–20 (2016).
66. P. J. Reimer, E. Bard, A. Bayliss, J. W. Beck, P. G. Blackwell, C. B. Ramsey, C. E. Buck, H. Cheng, R. L. Edwards, M. Friedrich, P. M. Grootes, T. P. Guilderson, H. Hafflidason, I. Hajdas, C. Hatté, T. J. Heaton, D. L. Hoffmann, A. G. Hogg, K. A. Hughen, K. F. Kaiser, B. Kromer, S. W. Manning, M. Niu, R. W. Reimer, D. A. Richards, E. M. Scott, J. R. Southon, R. A. Staff, C. S. M. Turney, J. van der Plicht, IntCal13 and Marine13 radiocarbon age calibration curves 0–50,000 years cal BP. *Radiocarbon* **55**, 1869–1887 (2013).
67. G. Clark, M. C. Langley, Ancient tattooing in Polynesia. *J. Island Coastal Archaeol.* [10.1080/15564894.2018.1561558](https://doi.org/10.1080/15564894.2018.1561558), (2019).
68. M. C. Langley, S. O'Connor, 41,000 years of utilising ochre in Timor-Leste: Powders, prehensile traces, mastics, and engravings. *Palaeoanthropology* **2019**, 82–104 (2019).
69. B. Shaw, M. C. Langley, Investigating the development of prehistoric cultural practices in the Massimregion of eastern Papua New Guinea: Insights from the manufacture and use of shell objects in the Louisiade Archipelago. *J. Anthropol. Archaeol.* **48**, 149–165 (2017).
70. D. E. Bar-Yosef Mayer, The exploitation of shells as beads in the Palaeolithic and Neolithic of the Levant. *Paléorient* **31**, 176–185 (2005).
71. C. Classen, *Shells* (Cambridge Univ. Press, 1998).
72. E. Cristiani, R. Farbstein, P. Miracle, Ornamental traditions in the Eastern Adriatic: The Upper Palaeolithic and Mesolithic personal adornments from Vela Spila (Croatia). *J. Anthropol. Archaeol.* **36**, 21–31 (2014).
73. F. d'Errico, Identification des traces de manipulation, suspension, polissage sur l'art mobilier en os, bois de cervidés, ivoire, in *Traces et Fonction: Les gestes Retrouvés, Colloque Internationale de Liège* (Éditions ERAUL, 1993), pp. 243–254.
74. F. d'Errico, M. Vanhaeren, N. Barton, A. Bouzouggar, H. Miensis, D. Richter, J.-J. Hublin, S. P. McPherron, P. Lozouet, Additional evidence on the use of personal ornaments in the Middle Paleolithic of North Africa. *Proc. Natl. Acad. Sci. U.S.A.* **106**, 16051–16056 (2009).
75. T. Hodgskiss, Ochre use in the Middle Stone Age at Sibudu, South Africa: Grinding, rubbing, scoring and engraving. *J. African Archaeol.* **11**, 75–95 (2013).
76. M. C. Stiner, S. L. Kuhn, E. Güleç, Early Upper Paleolithic shell beads at Uçağözili Cave I (Turkey): Technology and the socioeconomic context of ornament life-histories. *J. Hum. Evol.* **64**, 380–398 (2013).
77. M. Vanhaeren, F. d'Errico, K. L. van Niekerk, C. S. Henshilwood, R. M. Erasmus, Thinking strings: Additional evidence for personal ornament use in the Middle Stone Age at Blombos Cave, South Africa. *J. Hum. Evol.* **64**, 500–517 (2013).
78. N. Buc, Experimental series and use-wear in bone tools. *J. Archaeol. Sci.* **38**, 546–557 (2011).
79. J. G. D. Clark, M. W. Thompson, The groove and splinter technique of working antler in Upper Palaeolithic and Mesolithic Europe. *Proc. Prehist. Soc.* **19**, 148–160 (1954).
80. M. C. Langley, *Osseous Projectile Weaponry: Towards an Understanding of Pleistocene Cultural Variability* (Springer, Dordrecht, 2016).
81. E. Lartet, H. Christy, *Reliquiae Aquitanicae; Being Contribution to the Archaeology and Paleontology of Perigord and Adjoining Provinces of Southern France* (Ruper Jones, 1875).
82. F. d'Errico, A. Nowell, A new look at the Berekhat Ram figurine: Implications for the origins of symbolism. *Cam. Archaeol. J.* **10**, 123–167 (2000).
83. C. S. Henshilwood, F. d'Errico, I. Watts, Engraved ochres from the Middle Stone Age levels at Blombos Cave, South Africa. *J. Hum. Evol.* **57**, 27–47 (2009).
84. T. Hodgskiss, Identifying grinding, scoring and rubbing use-wear on experimental ochre pieces. *J. Archaeol. Sci.* **37**, 3344–3358 (2010).
85. R. F. Rifkin, Processing ochre in the Middle Stone Age: Testing the inference of prehistoric behaviours from actualistically derived experimental data. *J. Anthropol. Archaeol.* **31**, 174–195 (2012).

Acknowledgments: We thank C. Thero, A. Thero, and the other monks at the Fa-Hien Lena Cave temple. We also thank S. Disanayaka, P. B. Mandawala, S. A. T. G. Priyantha, L. V. A. De. Mel, and other members at the excavation Branch of the Department of Archaeology, Sri Lanka.

Funding: This research was supported by the Research Council of the University of Sri Jayewardenepura (RC-USJ) and the Max Planck Society. **Author contributions:** M.C.L., N.A., O.W., M.D.P., N.B., and P.R. designed the research; O.W., N.A., M.C.L., S.D., N.B., and M.M.P.

collected the data; O.W., N.A., and M.C.L. analyzed the data; and M.C.L., N.A., O.W., S.D., M.M.P., N.P., N.B., M.D.P., and P.R. wrote the paper. **Competing interests:** The authors declare that they have no competing interests. **Data and materials availability:** All data needed to evaluate the conclusions in the paper are present in the paper and/or the Supplementary Materials. Additional data related to this paper may be requested from the authors. The artifacts from the Fa-Hien Lena excavations are curated at the Department of Archaeology, Government of Sri Lanka, under the site code BYP and the suffixes 10, 11, and 12 (denoting the year of excavation).

Submitted 27 November 2019

Accepted 21 April 2020

Published 12 June 2020

10.1126/sciadv.aba3831

Citation: M. C. Langley, N. Amano, O. Wedage, S. Deraniyagala, M. M. Pathmalal, N. Perera, N. Boivin, M. D. Petraglia, P. Roberts, Bows and arrows and complex symbolic displays 48,000 years ago in the South Asian tropics. *Sci. Adv.* **6**, eaba3831 (2020).

Bows and arrows and complex symbolic displays 48,000 years ago in the South Asian tropics

Michelle C. Langley, Noel Amano, Oshan Wedage, Siran Deraniyagala, M.M Pathmalal, Nimal Perera, Nicole Boivin, Michael D. Petraglia and Patrick Roberts

Sci Adv 6 (24), eaba3831.
DOI: 10.1126/sciadv.aba3831

ARTICLE TOOLS	http://advances.sciencemag.org/content/6/24/eaba3831
SUPPLEMENTARY MATERIALS	http://advances.sciencemag.org/content/suppl/2020/06/08/6.24.eaba3831.DC1
REFERENCES	This article cites 61 articles, 7 of which you can access for free http://advances.sciencemag.org/content/6/24/eaba3831#BIBL
PERMISSIONS	http://www.sciencemag.org/help/reprints-and-permissions

Use of this article is subject to the [Terms of Service](#)

Science Advances (ISSN 2375-2548) is published by the American Association for the Advancement of Science, 1200 New York Avenue NW, Washington, DC 20005. The title *Science Advances* is a registered trademark of AAAS.

Copyright © 2020 The Authors, some rights reserved; exclusive licensee American Association for the Advancement of Science. No claim to original U.S. Government Works. Distributed under a Creative Commons Attribution NonCommercial License 4.0 (CC BY-NC).