



# Microstructural investigations of ternary Cu/Zn/Al oxide catalysts for methanol steam reforming



P. Kurr, B. Kniep, R. Schlögl, T. Ressler

Department of Inorganic Chemistry, Fritz Haber Institute of the MPG, Faradayweg 4-6; 14195 Berlin, Germany

## Introduction

Cu-catalysts supported on ZnO/Al<sub>2</sub>O<sub>3</sub> mixed oxides are of considerable industrial interest for methanol synthesis, water-gas shift reaction as well as methanol steam reforming. The catalyst preparation is basically deciding for the electronic and structural properties of the final copper catalyst (“chemical memory” effect). In order to elucidate synthesis pathways to the active “real structure”, a fundamental understanding of the relation between both surface and bulk structure and the catalytic performance is necessary (“structure-activity relationship”). Here, we compare structure activity correlations drawn for binary Cu/ZnO model catalyst [1-4] to microstructural properties of various ternary catalysts with alumina as an additional phase.

## Binary Cu/ZnO (CZ)

### Temperature Programmed Reduction

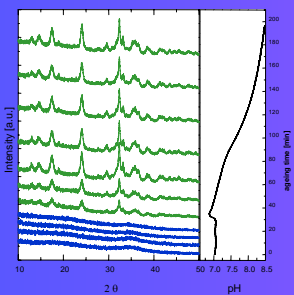


Fig. 1: XRD powder patterns of the washed CZ precursor and pH evolution as function of aging

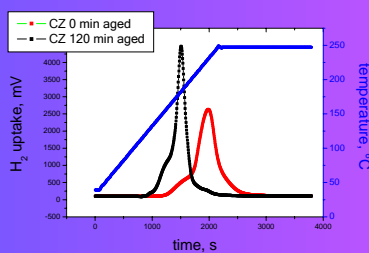


Fig. 2: TPR of a non aged and a 2 h aged CZ catalyst

## Ternary Cu/ZnO/Al<sub>2</sub>O<sub>3</sub> (CZA)

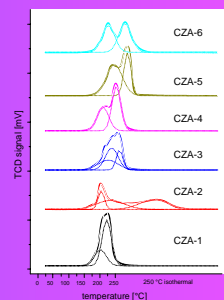


Fig. 7: Hydrogen consumption during TPR of the CZA catalysts.




Fig. 8: Transmission electron micrographs of the activated Cu/ZnO/Al<sub>2</sub>O<sub>3</sub> catalysts at different magnifications: (a) + (d) CZA-1, (b) + (e) CZA-2, (c) + (f) CZA-4

## Bulk structure (in situ X-ray diffraction, in situ X-ray absorption spectroscopy)

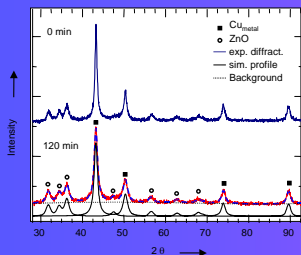


Fig. 3a In situ XRD pattern of non aged and aged Cu/ZnO catalysts (250°C in steam reforming gas mixture)

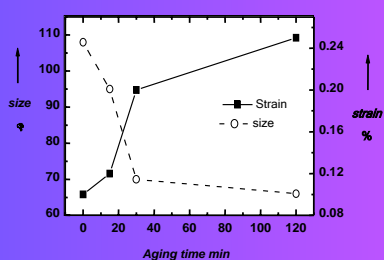


Fig. 3b Cu crystallite size and lattice strain as function of precipitate aging

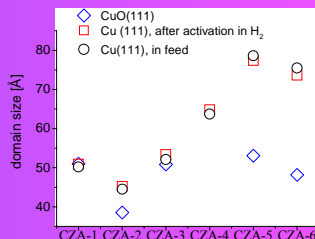


Fig. 9: Domain sizes determined from the XRD line broadening of the calcined precursor, the activated and the used catalyst respectively

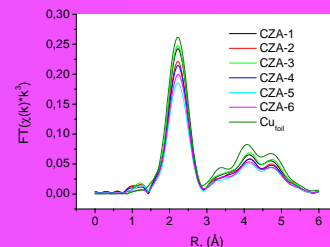


Fig. 10: Experimental Cu K-edge FT(χ(k)k<sup>-3</sup>) of the Cu/ZnO/Al<sub>2</sub>O<sub>3</sub> catalysts under reaction conditions (250 °C)

## Catalytic activity in methanol steam reforming

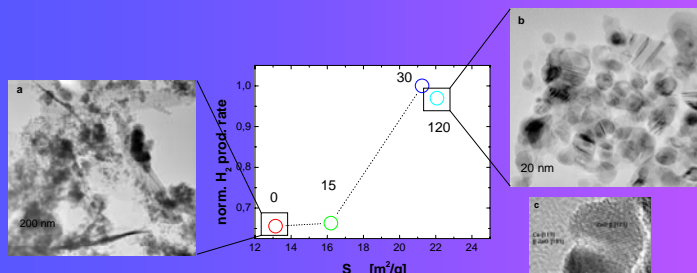


Fig. 5a TEM of a 0 min aged Cu/ZnO catalyst

Fig. 6 Specific Cu surface area as function of aging time vs. catalytic activity in methanol steam reforming

Fig. 5b and c: HRTEM of a 120 min aged Cu/ZnO catalyst

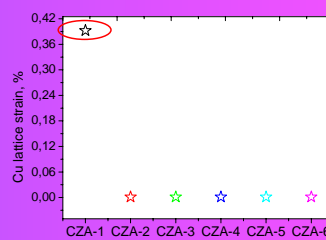


Fig. 11: Cu micro-strain determined by line profile analysis of the activated catalysts

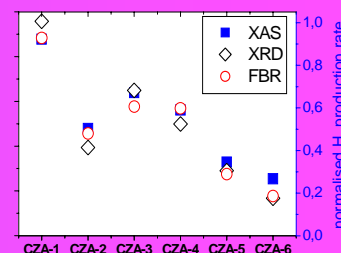


Fig. 12: Comparison of H<sub>2</sub> production rates obtained from *in situ* experiments (XRD, XAS) and measured in a fixed bed micro-reactor (FBR)

## Summary

- Defect rich, disordered structure of Cu and ZnO (XRD, XAS)
- Homogeneous microstructure of small, highly dispersed and well intermixed Cu and ZnO particles required for superior Cu/ZnO/Al<sub>2</sub>O<sub>3</sub> catalysts (TPR, TEM)
- ➔ Enhanced thermal stability as well as activity in MSR

**Correlations (Cu surface area, Cu lattice strain vs. activity) found for the binary Cu/ZnO model system [1-4] applicable for the Cu/ZnO/Al<sub>2</sub>O<sub>3</sub> system**

## References

- [1] Günther *et al.*, Catal. Lett., 71, 2001, 37
- [2] Kniep *et al.*, Angew. Chem., 43, 2004, 112
- [3] Ressler *et al.*, Angew. Chem., 117, 2005, 4704
- [4] Kniep *et al.*, J. Catal., 236, 2005, 34

## Acknowledgement:

The authors acknowledge DFG for financial support (SPP 1091, “Brückenschläge in der heterogenen Katalyse”).